



US00D856018S

(12) **United States Design Patent** (10) **Patent No.:** **US D856,018 S**
Lawrence et al. (45) **Date of Patent:** **** Aug. 13, 2019**

- (54) **CHAISE LOUNGE**
- (71) Applicant: **Keystone Ridge Designs, Inc.**, Butler, PA (US)
- (72) Inventors: **Michael Bryan Lawrence**, Wexford, PA (US); **Joshua D. Slear**, Butler, PA (US); **Carl A. Slear**, Butler, PA (US)
- (73) Assignee: **Keystone Ridge Designs, Inc.**, Butler, PA (US)
- (**) Term: **15 Years**
- (21) Appl. No.: **29/667,276**
- (22) Filed: **Oct. 19, 2018**

Related U.S. Application Data

- (63) Continuation of application No. 16/164,235, filed on Oct. 18, 2018.
- (51) **LOC (12) Cl.** **06-01**
- (52) **U.S. Cl.**
USPC **D6/361; D6/370**
- (58) **Field of Classification Search**
USPC D6/334-336, 361, 370, 374, 375, 376, D6/379, 380, 716, 716.1, 716.2, 716.3, D6/716.4
CPC .. A47C 1/143; A47C 1/16; A47C 4/32; A47C 7/16; A47C 7/50
See application file for complete search history.

References Cited

U.S. PATENT DOCUMENTS

- D109,420 S * 4/1938 Rogers D6/361
- D135,417 S * 4/1943 Smith D6/361

- D291,390 S * 8/1987 Biscarini D6/361
- D426,393 S * 6/2000 Saad Rionda D6/361
- D439,757 S * 4/2001 Saad Rionda D6/361
- D443,427 S * 6/2001 Boschman D6/361
- D521,261 S * 5/2006 Murphy D6/361
- D540,552 S * 4/2007 Good D6/361
- D562,578 S * 2/2008 Weiss D6/361
- D562,580 S * 2/2008 Knudsen D6/361
- D657,150 S * 4/2012 Hughes D6/361
- 8,789,885 B2 * 7/2014 Salensky A47C 1/143
297/217.1
- D720,549 S * 1/2015 Valette D6/361
- D825,213 S * 8/2018 Sagnier D6/361

FOREIGN PATENT DOCUMENTS

- BR MU8802738 U2 * 9/2010 A47C 1/143
- * cited by examiner

Primary Examiner — Mimosa De

(74) *Attorney, Agent, or Firm* — The Webb Law Firm

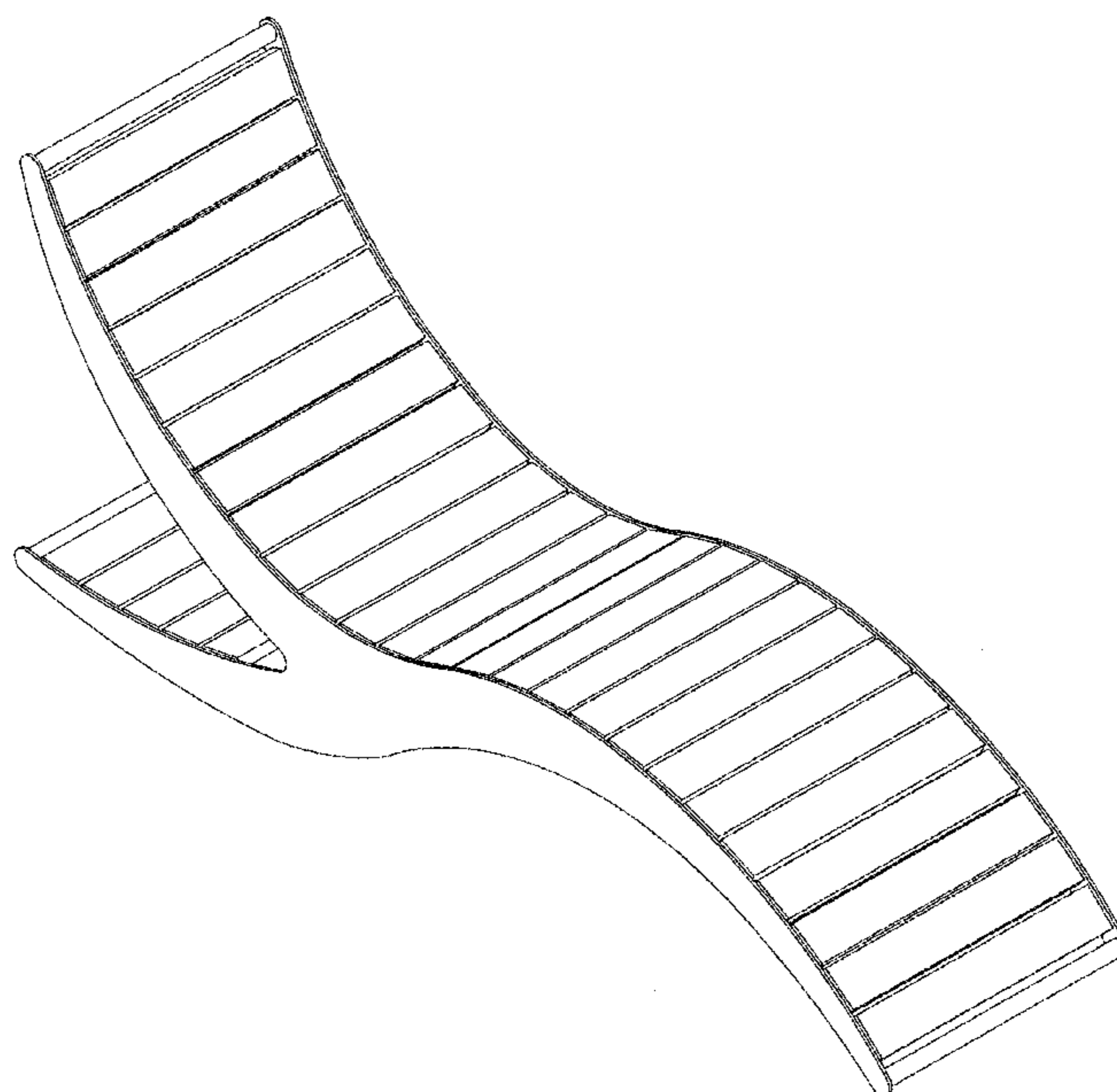
(57) **CLAIM**

The ornamental design for a chaise lounge, as shown and described.

DESCRIPTION

FIG. 1 is a perspective view of a chaise lounge in accordance with the subject invention;
 FIG. 2 is a front view thereof;
 FIG. 3 is a rear view thereof;
 FIG. 4 is a top view thereof;
 FIG. 5 is a bottom view thereof;
 FIG. 6 is a side view from the left side of the chaise lounge illustrated in FIG. 2; and,
 FIG. 7 is a side view from the right side of the chaise lounge illustrated in FIG. 2.

1 Claim, 4 Drawing Sheets



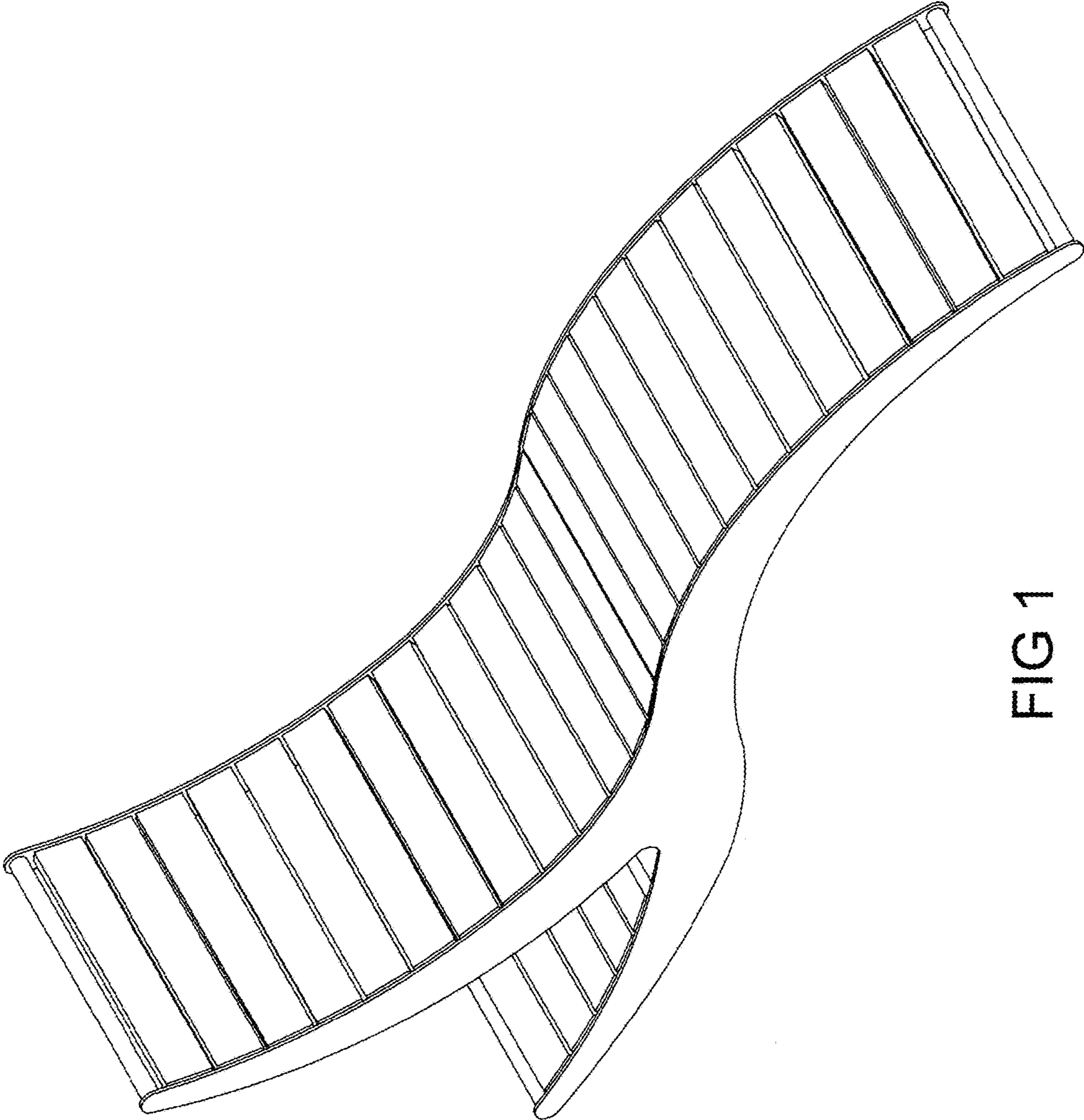


FIG 1

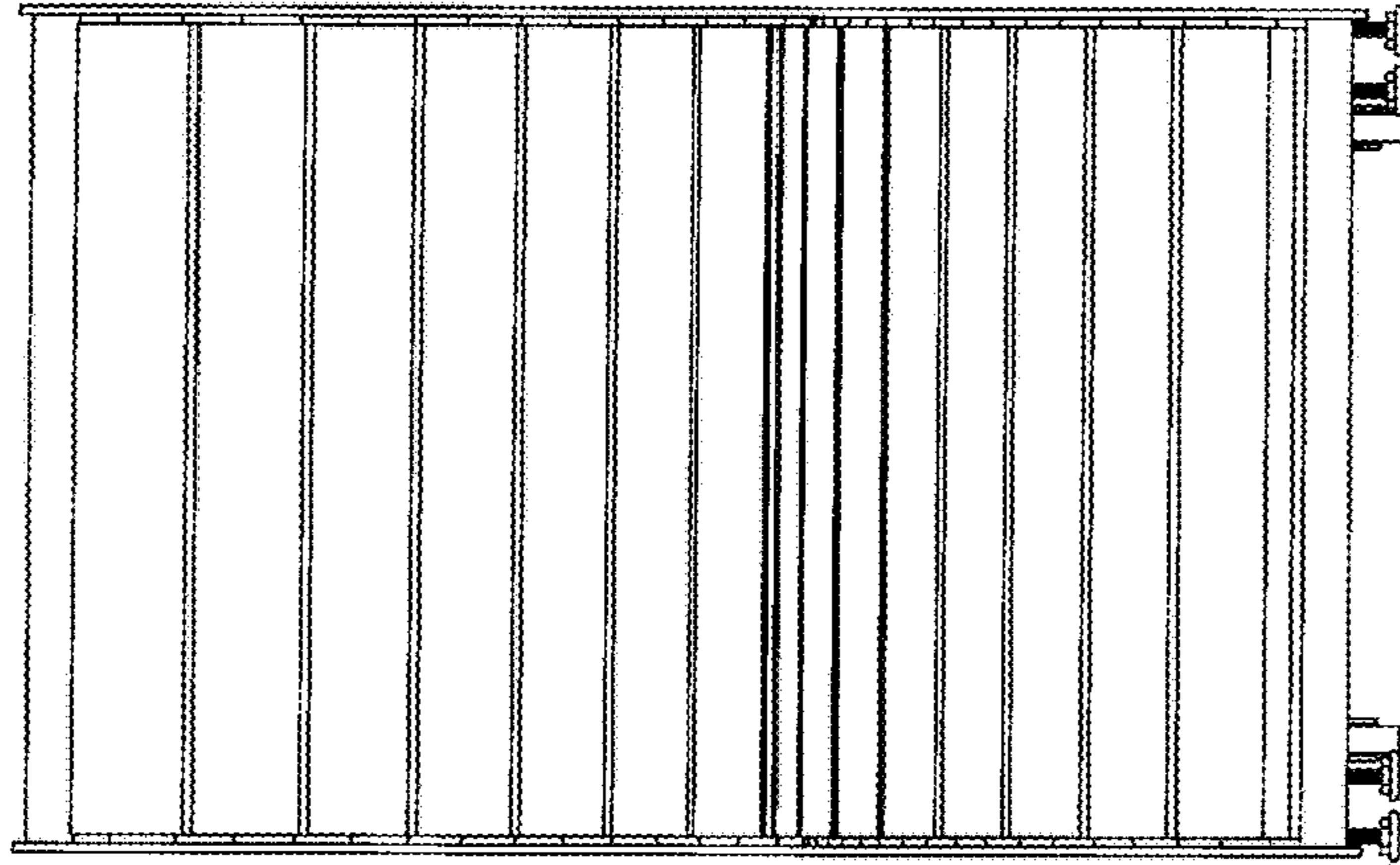


FIG 2

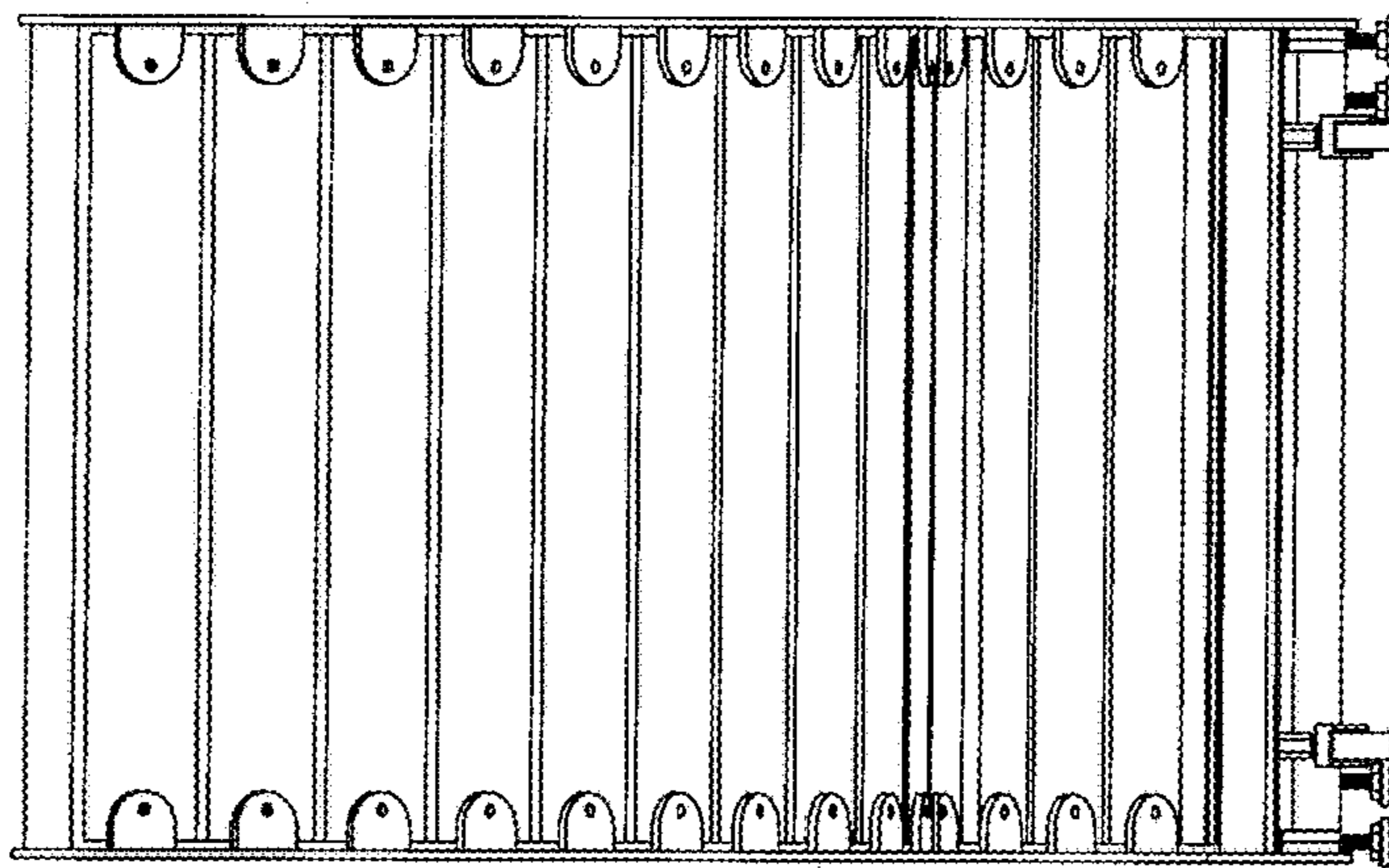


FIG 3




FIG 4

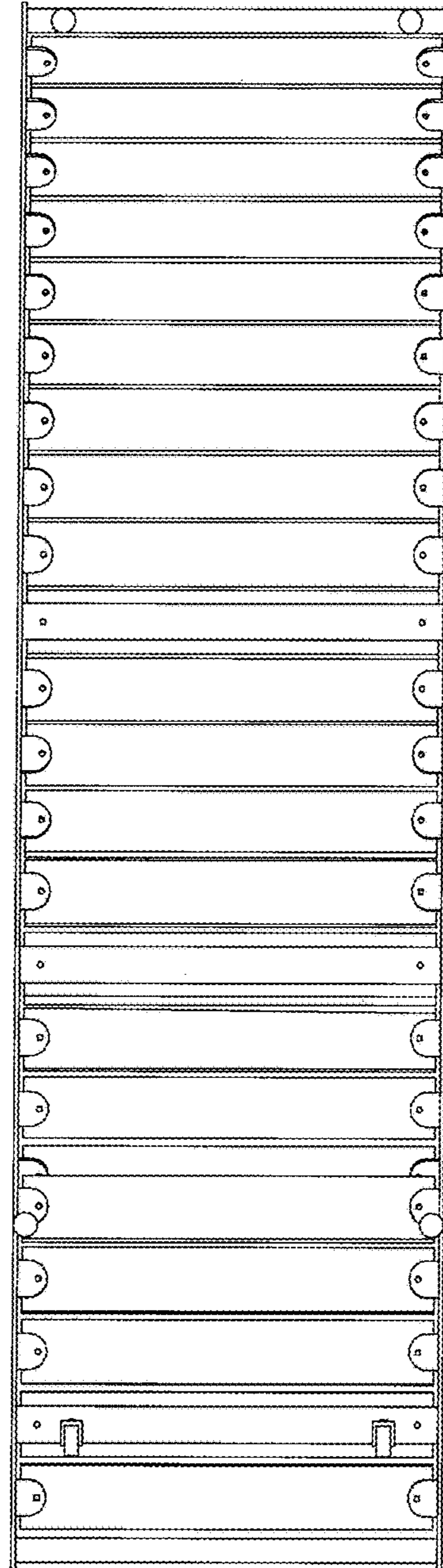


FIG 5

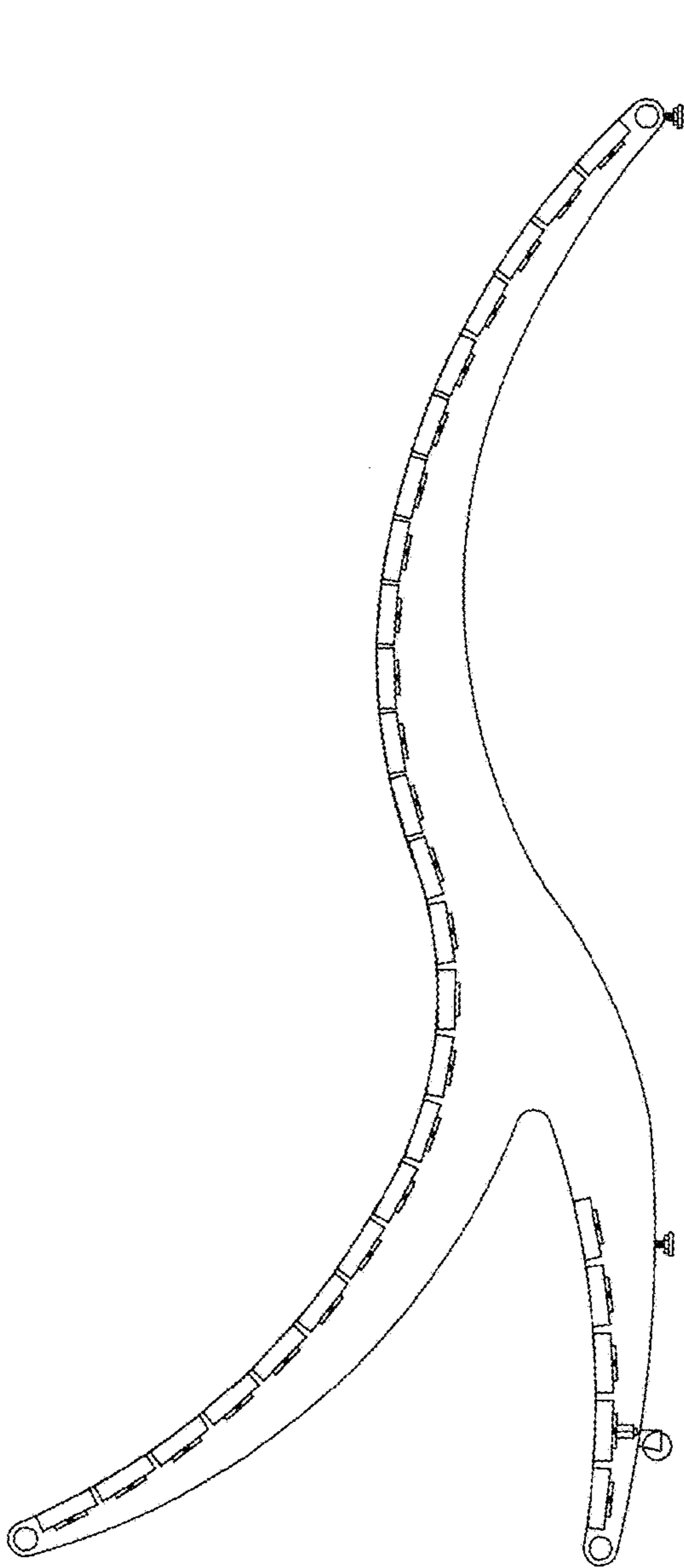


FIG 6

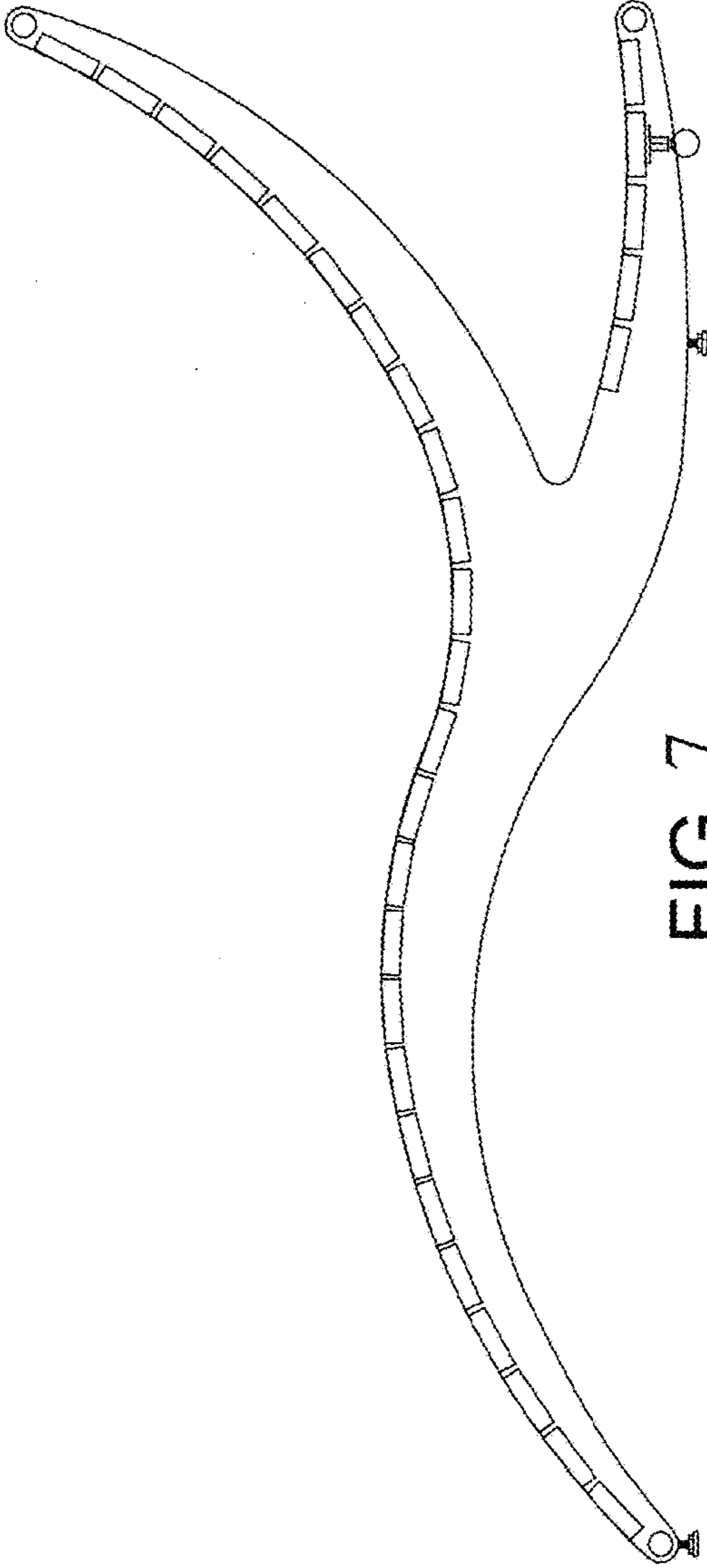


FIG 7