



US00D856003S

(12) **United States Design Patent**
Laude

(10) **Patent No.:** **US D856,003 S**

(45) **Date of Patent:** **** Aug. 13, 2019**

(54) **LAVATORY CLEANING DEVICE HANDLE**

(71) Applicant: **Reckitt Benckiser LLC**, Parsippany,
NJ (US)

(72) Inventor: **Sophie Laude**, Eindhoven (NL)

(73) Assignee: **Reckitt Benckiser LLC.**, Parsippany,
NJ (US)

(**) Term: **15 Years**

(21) Appl. No.: **29/645,222**

(22) Filed: **Apr. 24, 2018**

(30) **Foreign Application Priority Data**

Nov. 7, 2017 (EP) 004497782

(51) **LOC (12) Cl.** **04-02**

(52) **U.S. Cl.**
USPC **D4/138**

(58) **Field of Classification Search**
USPC D4/138, 114, 118, 119, 120, 199; D8/16,
D8/19, 62, 90, 101; D24/119, 146, 180,
D24/200; D32/40, 41, 44, 46, 50, 51, 52,
D32/57
CPC A46B 5/00; A46B 5/0004; A46B 5/0016;
A46B 11/00; A46B 11/001; A46B
11/0006; A46B 2200/304; A46B
2200/3006; A46B 2200/3093; A47L
13/10; A47L 13/16; A47L 13/20; A47L
13/24; A47L 13/254
See application file for complete search history.

(56) **References Cited**

U.S. PATENT DOCUMENTS

D294,202 S * 2/1988 Adair D32/45
D371,002 S * 6/1996 Berti D4/138
D375,382 S * 11/1996 Beeler D28/63
D394,352 S * 5/1998 Berti D4/132

D437,690 S * 2/2001 Stevenson D4/127
6,321,408 B1 * 11/2001 Esterson A46B 7/04
15/143.1
D490,614 S * 6/2004 Katz D28/63
D502,002 S * 2/2005 Conway D32/51
D502,324 S * 3/2005 Conway D32/51
D530,098 S * 10/2006 Neal D4/118
7,159,265 B2 * 1/2007 Soller A47K 11/10
15/104.93
D544,775 S * 6/2007 Cybulski D8/300
D575,529 S * 8/2008 Libman D4/128
D577,201 S * 9/2008 Meyer D4/119
D580,659 S * 11/2008 Zemel D4/132
D584,870 S * 1/2009 Arvinte D32/46
D599,114 S * 9/2009 Hinnant D4/114
D632,491 S * 2/2011 Lowe D4/138
D685,549 S * 7/2013 Wong D32/40
D740,569 S * 10/2015 Donald D4/128
D744,242 S * 12/2015 Harrington D4/138
D777,447 S * 1/2017 Libman D4/114
10,098,445 B1 * 10/2018 Morad B25G 3/04
2005/0066465 A1 * 3/2005 Minkler A47K 11/10
15/210.1

(Continued)

Primary Examiner — David G Muller

Assistant Examiner — Nathan M Johnston

(74) *Attorney, Agent, or Firm* — Norris McLaughlin, PA


(57) **CLAIM**

The ornamental design for a lavatory cleaning device handle, as shown and described.

DESCRIPTION

FIG. 1 is a front perspective view of the lavatory cleaning device handle showing my new design; FIG. 2 is a front side elevational view thereof; FIG. 3 is a rear elevation view thereof; FIG. 4 is a left side elevational view thereof; FIG. 5 is a right side elevational view thereof; FIG. 6 is a top plan view thereof; and, FIG. 7 is a bottom plan view thereof.

1 Claim, 4 Drawing Sheets



(56)

References Cited

U.S. PATENT DOCUMENTS

2006/0168748 A1* 8/2006 Dotterman A47L 13/12
15/115
2008/0115302 A1* 5/2008 Kilkenny A47L 13/254
15/104.94

* cited by examiner

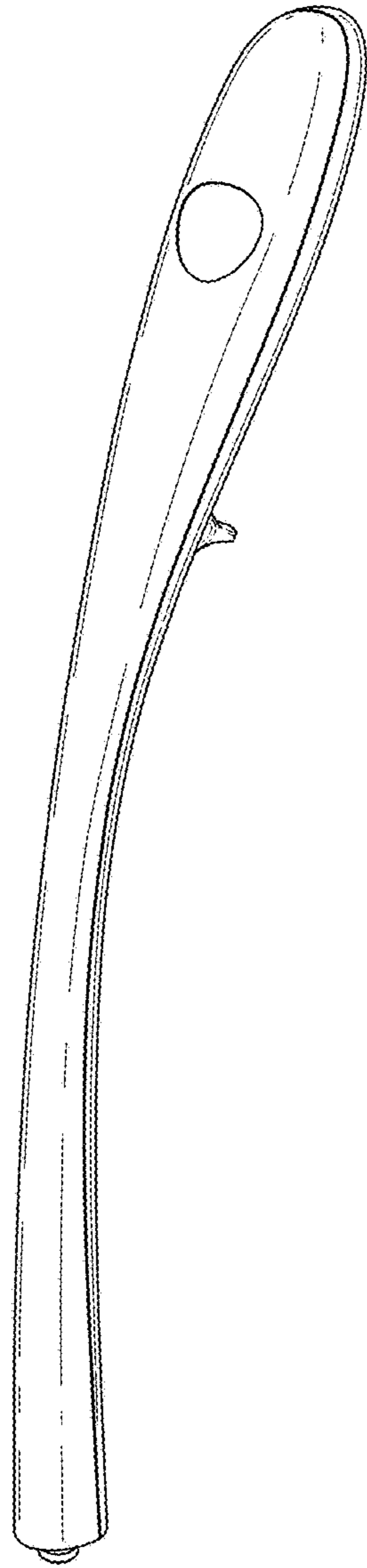


Fig. 1

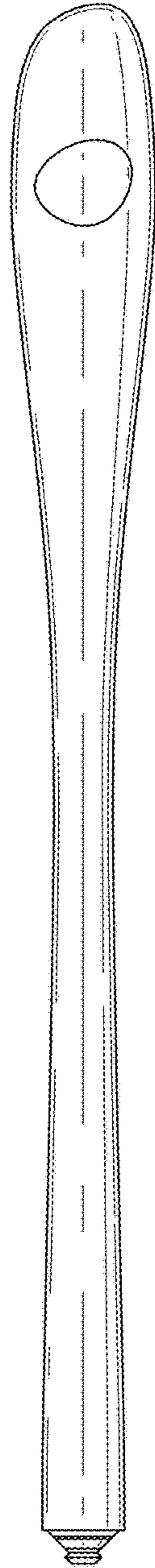


Fig. 2

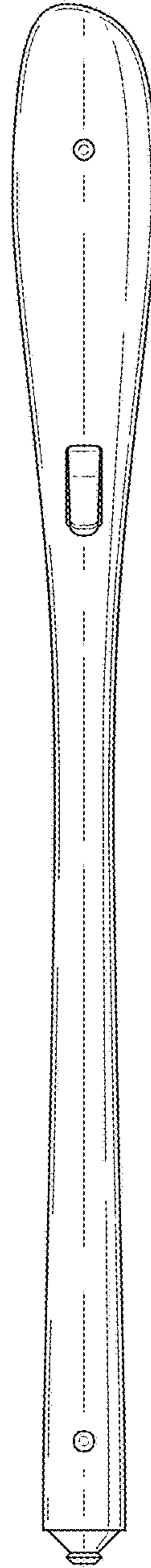


Fig. 3

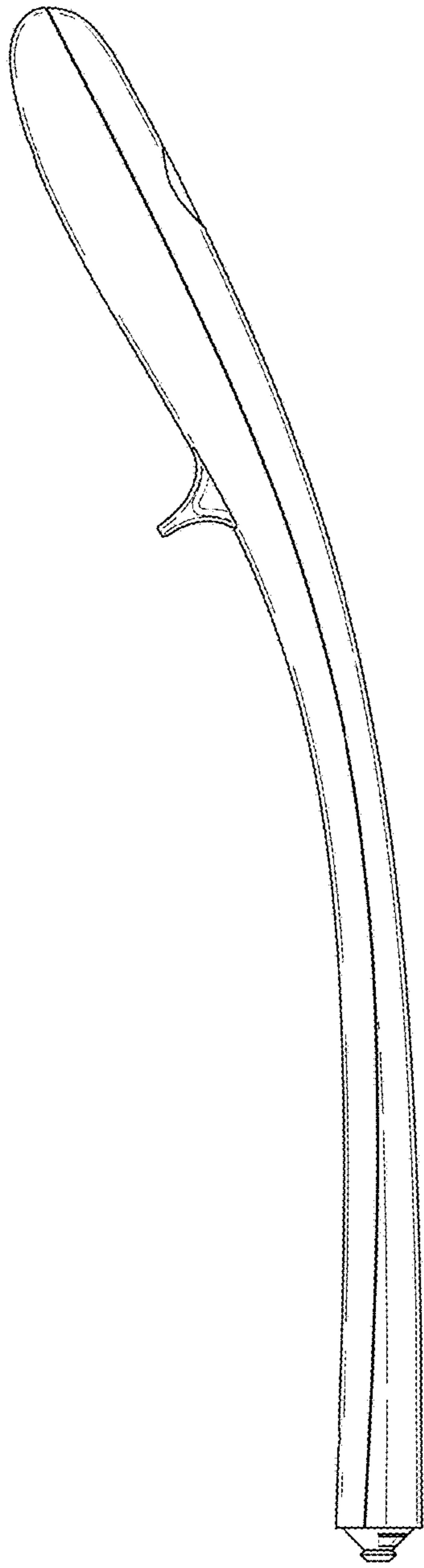


Fig. 4

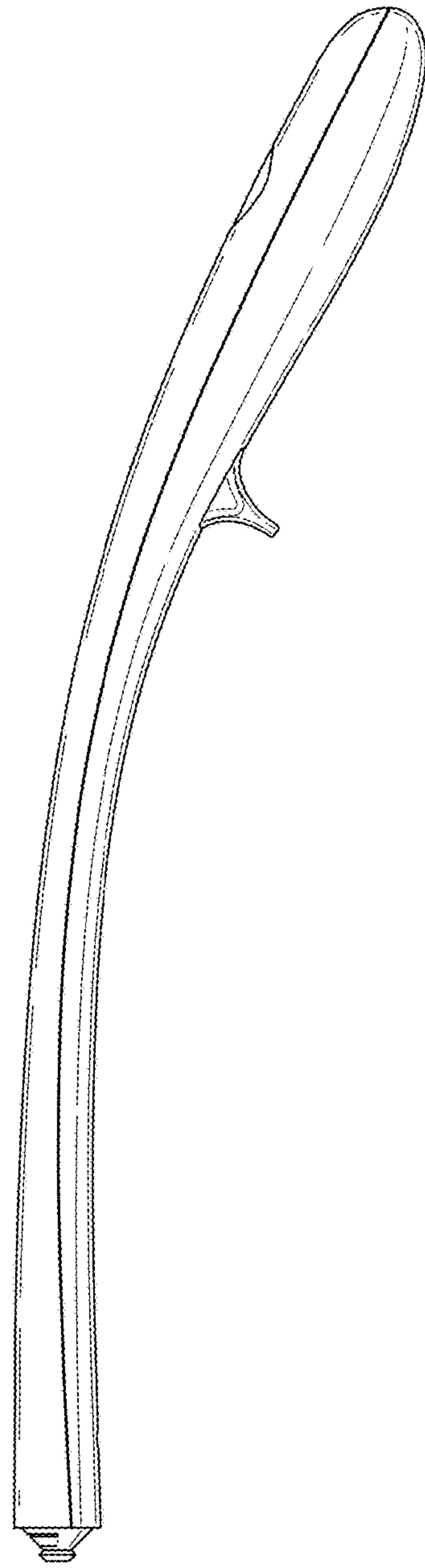


Fig. 5

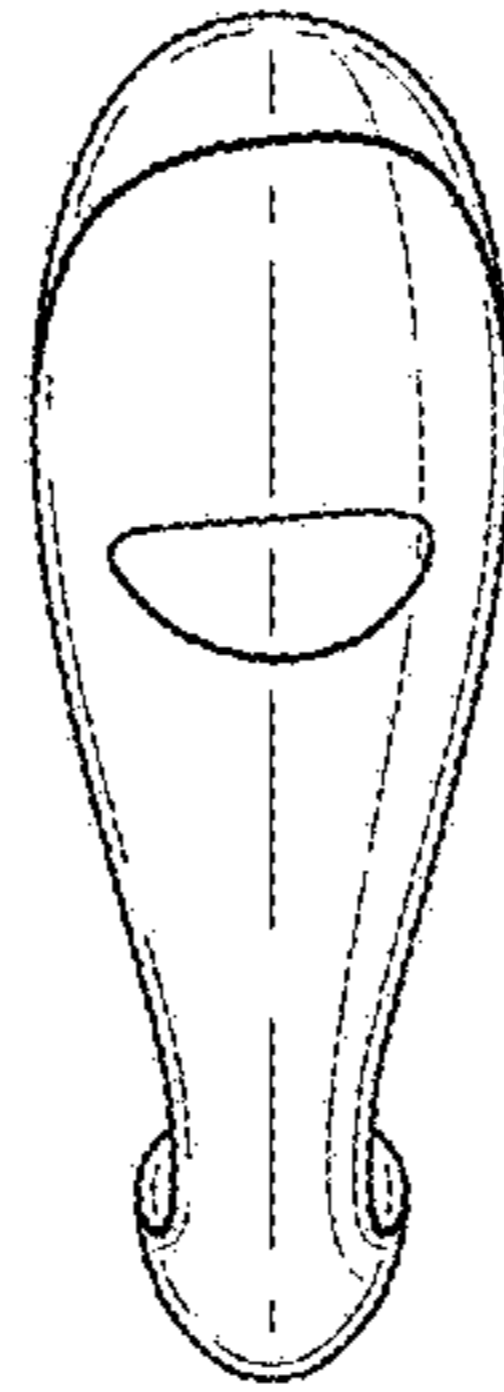


Fig. 6

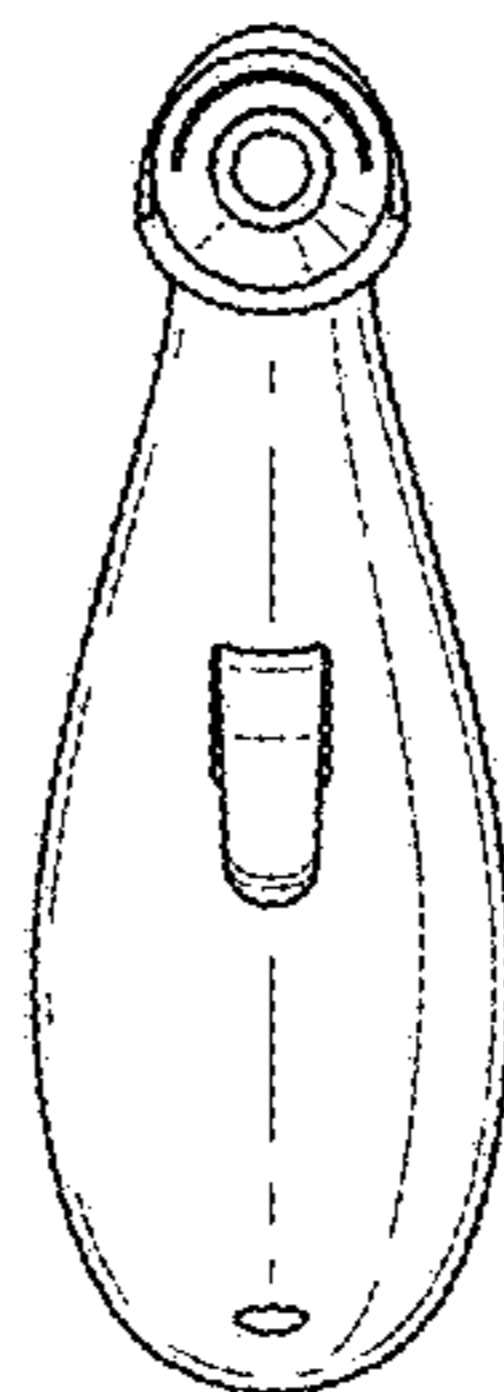


Fig. 7