



US00D855992S

(12) **United States Design Patent**
Chiang

(10) **Patent No.:** **US D855,992 S**

(45) **Date of Patent:** **** Aug. 13, 2019**

(54) **WOODEN CRATE WITH BLACKBOARD WRITING SURFACE**

(71) Applicant: **MyGift Enterprise, LLC**, Woodinville, WA (US)

(72) Inventor: **Cliff Chiang**, Woodinville, WA (US)

(**) Term: **15 Years**

(21) Appl. No.: **29/645,197**

(22) Filed: **Apr. 24, 2018**

(51) **LOC (12) Cl.** **03-01**

(52) **U.S. Cl.**
USPC **D3/307**

(58) **Field of Classification Search**
USPC D3/304–315, 319; D9/432, 456, 457
CPC . B65D 1/34; B65D 1/22; B65D 21/00; B65D 19/02; B65D 19/14
See application file for complete search history.

(56) **References Cited**

U.S. PATENT DOCUMENTS

906,231	A *	12/1908	Hubbard	B65D 9/14
					217/12 R
1,616,618	A *	2/1927	Gaylord	B65D 9/12
					217/43 R
1,636,607	A *	7/1927	Seymour	B65D 21/0209
					217/36
D657,562	S *	4/2012	McNamara	D3/304
D659,482	S *	5/2012	Snider	D7/600.1
D747,608	S *	1/2016	White	D3/305
D765,978	S *	9/2016	Widner	D3/314

D777,433	S *	1/2017	Feiner	D3/307
D779,825	S *	2/2017	Feiner	D3/307
D779,826	S *	2/2017	Feiner	D3/307
D779,827	S *	2/2017	Feiner	D3/307
D787,827	S *	5/2017	Feiner	D3/307
D796,202	S *	9/2017	Ranco	D3/304
D837,609	S *	1/2019	Glass	D7/600.1
2012/0067907	A1 *	3/2012	Orgeldinger	B65D 1/42
					220/660

* cited by examiner

Primary Examiner — Kelley A Donnelly

(74) *Attorney, Agent, or Firm* — Dean Craine; Marisa Whitaker

(57) **CLAIM**

The ornamental design for a wooden crate with blackboard writing surface, as shown and described.

DESCRIPTION

FIG. 1 is a front perspective view of a wooden crate with a blackboard writing surface.

FIG. 2 is a front elevational view of the invention shown in FIG. 1.

FIG. 3 is a rear elevational view of the invention shown in FIG. 1.

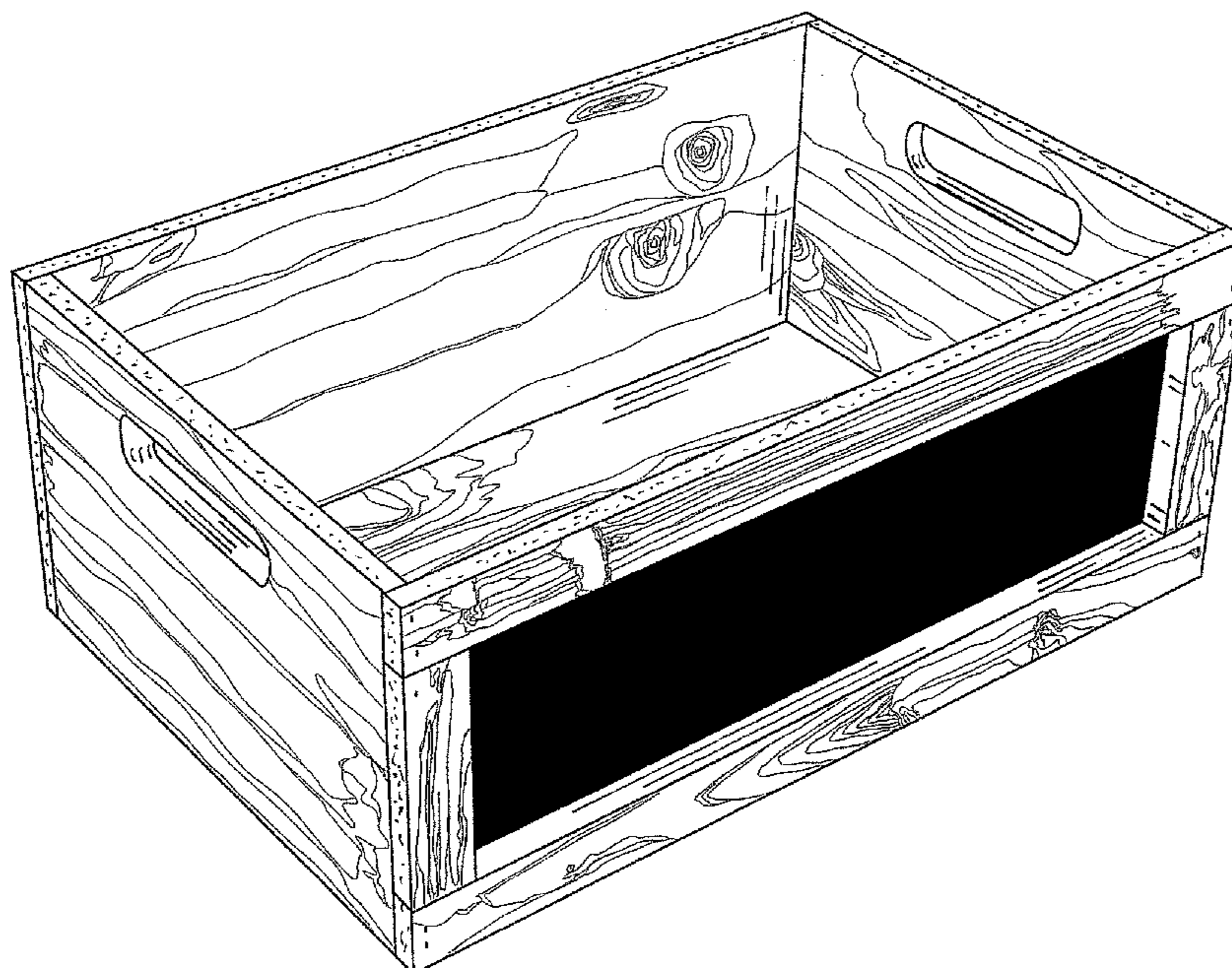
FIG. 4 is a top plan view of the invention shown in FIG. 1.

FIG. 5 is a bottom plan view of the invention shown in FIG. 1.

FIG. 6 is a left side elevational view of the invention shown in FIG. 1; and,

FIG. 7 is a right side elevational view of the invention shown in FIG. 1.

1 Claim, 6 Drawing Sheets



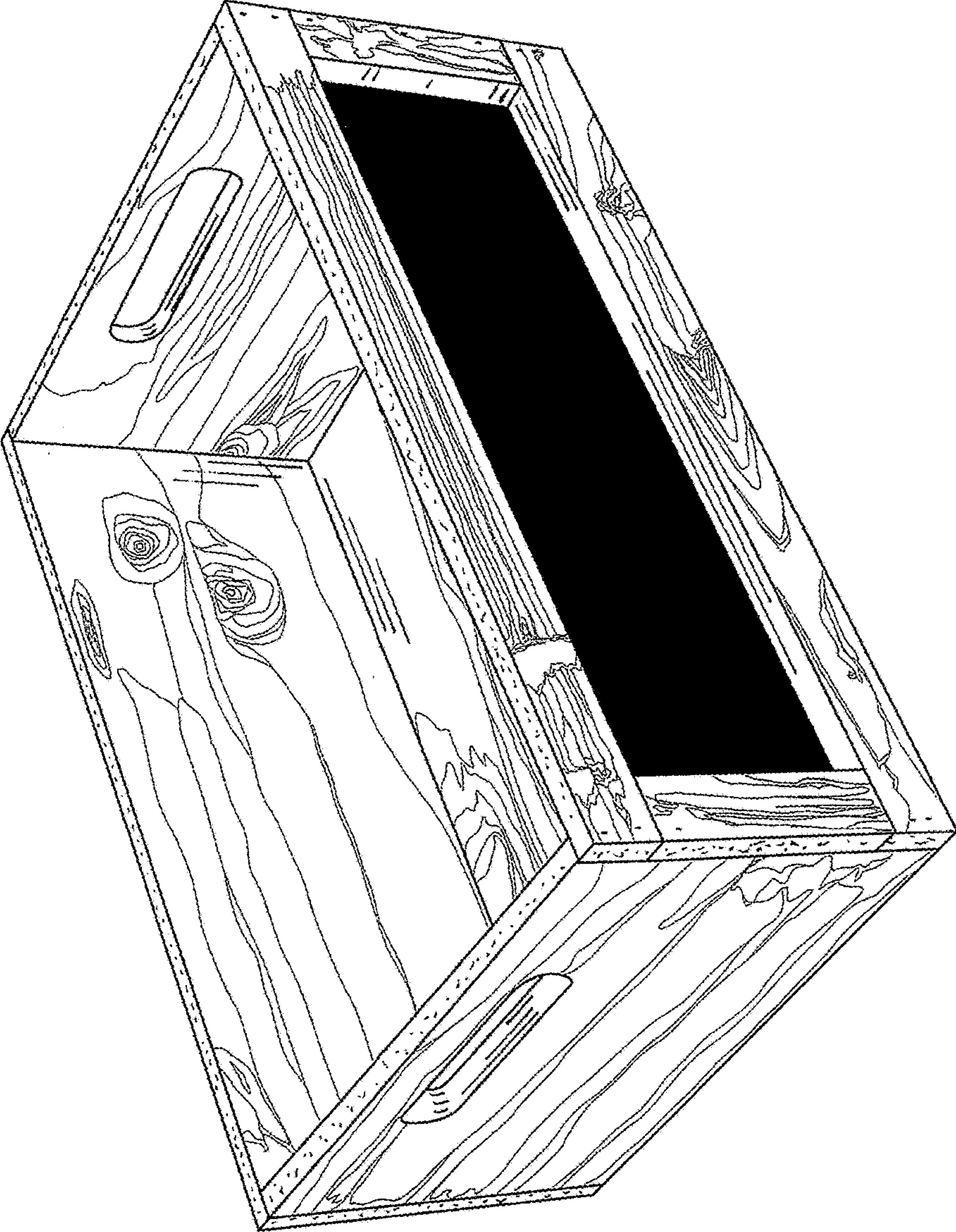


FIG. 1




FIG. 2

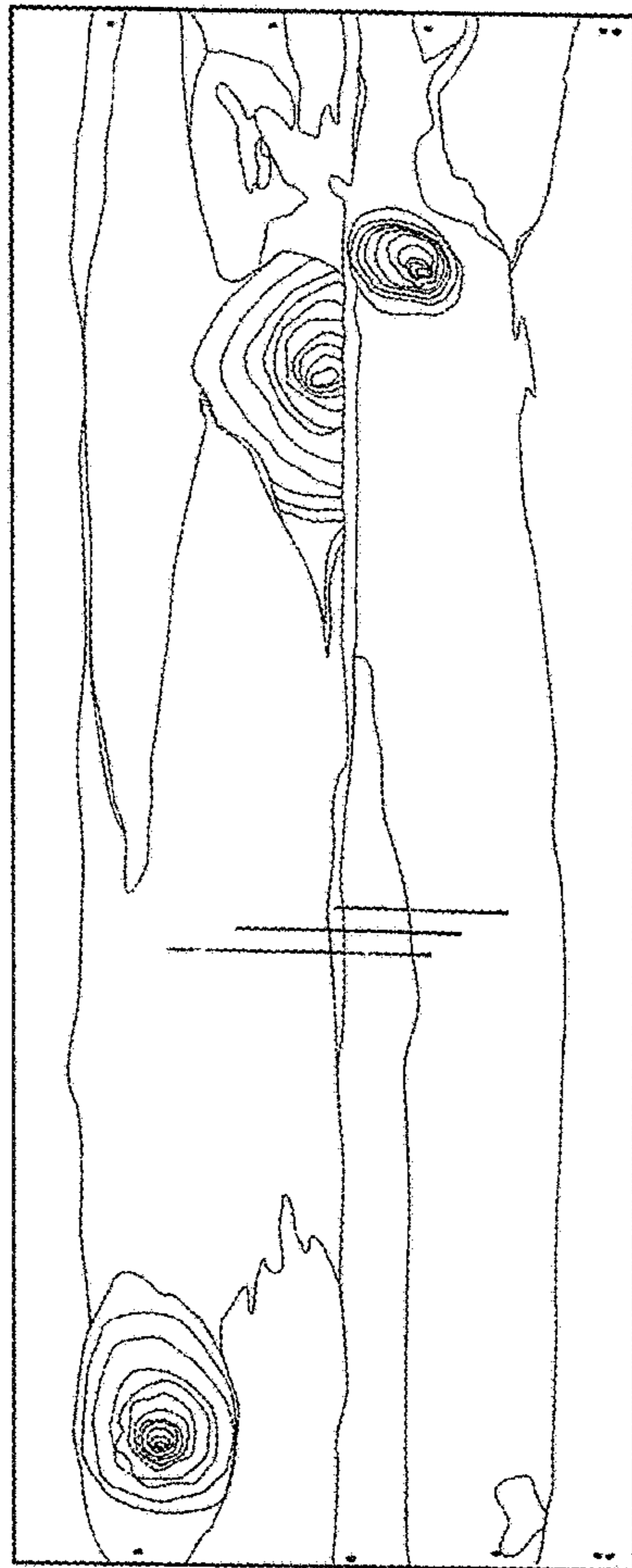


FIG. 3




FIG. 4




FIG. 5

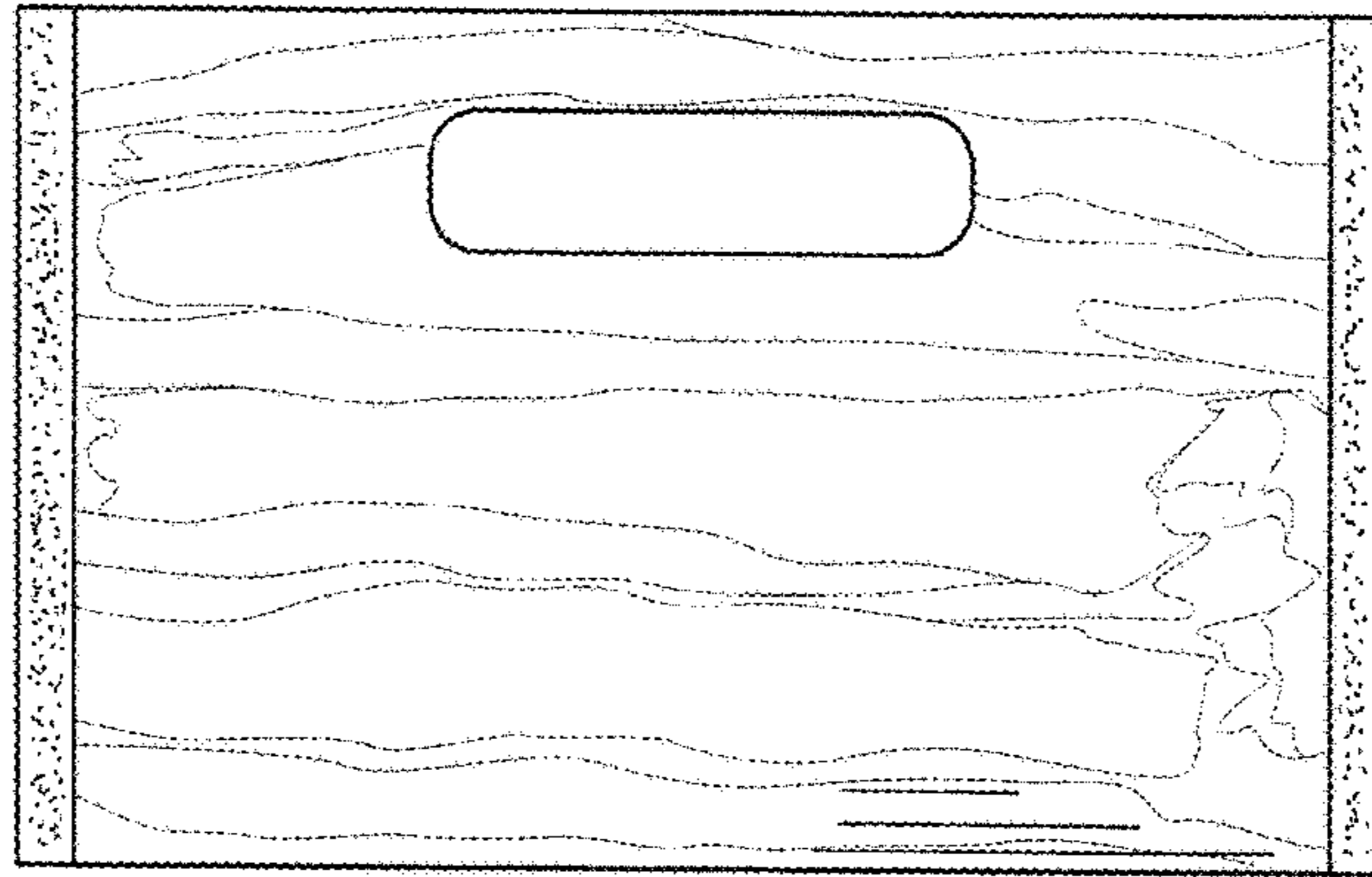


FIG. 6

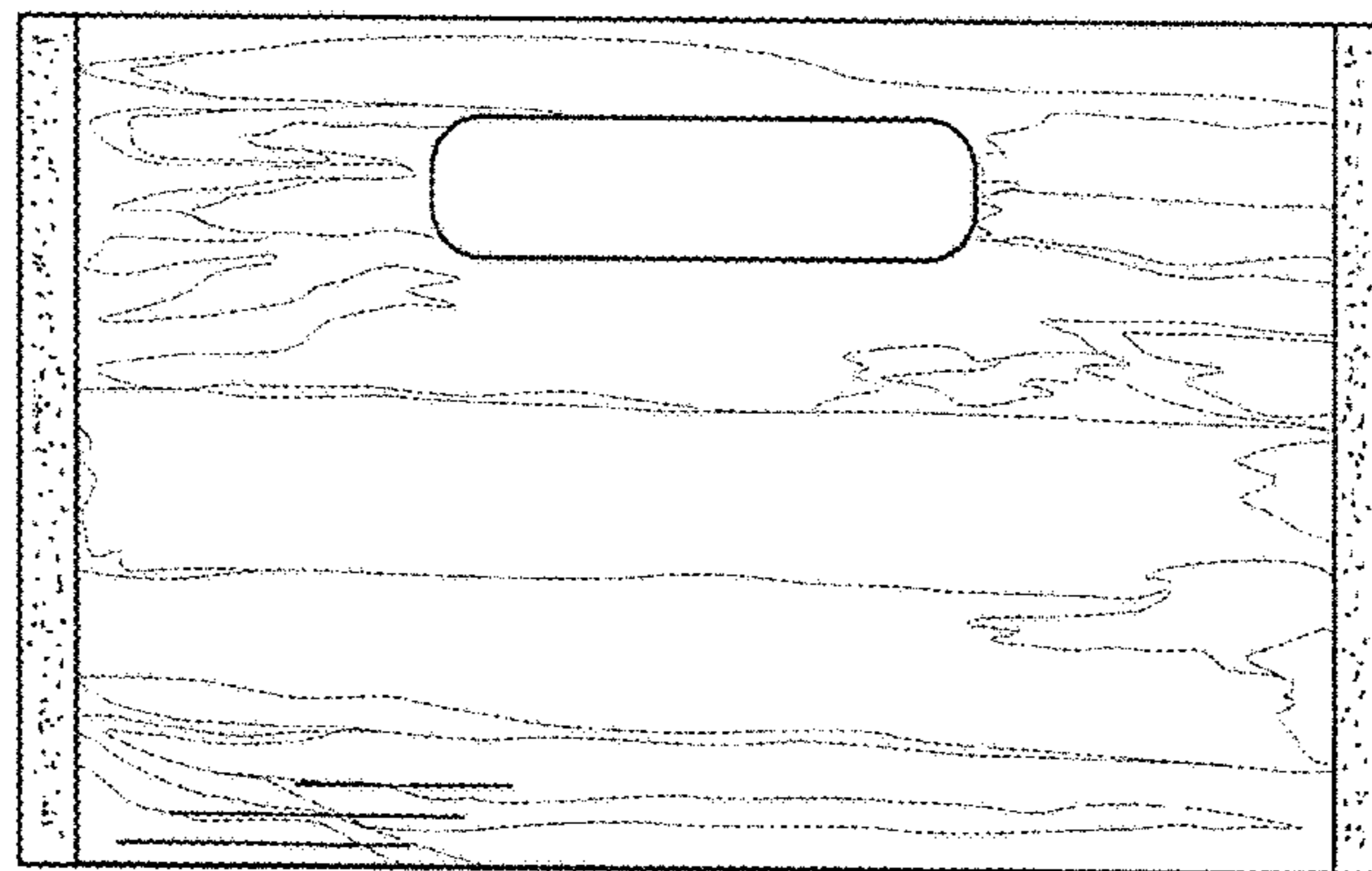


FIG. 7