



US00D855966S

(12) **United States Design Patent** (10) **Patent No.:** **US D855,966 S**
Carter et al. (45) **Date of Patent:** **** Aug. 13, 2019**

(54) **SOCK**

(71) Applicant: **Jockey International, Inc.**, Kenosha, WI (US)

(72) Inventors: **Brett K. Carter**, Menifee, CA (US);
Terence Tik Yan Wu, Hong Kong (CN)

(73) Assignee: **Jockey International, Inc.**, Kenosha, WI (US)

(**) Term: **15 Years**

(21) Appl. No.: **29/631,420**

(22) Filed: **Dec. 29, 2017**

(51) **LOC (12) Cl.** **02-04**

(52) **U.S. Cl.**
USPC **D2/980**

(58) **Field of Classification Search**
USPC D2/980–994, 946, 947, 949, 950, 951, D2/954, 957, 958, 959, 960; D24/192; 2/239–242; D19/40, 5, 10, 12, 1, 2, 6; D25/113, 114, 115, 118; D11/95, 184, D11/140, 141, 142, 164, 165, 108; D5/1, D5/2, 3, 4, 12, 39, 55, 58, 59, 60, 61, 63, D5/99; D7/409–411

CPC . D04B 9/56; D04B 9/52; D04B 15/48; D04B 15/50; D04B 21/18; D04B 1/26; D04B 1/265; D04B 1/02; D04B 1/108; D04B 1/12; D04B 1/18; A61F 13/08; A61F 13/064; A61F 13/066; A61F 13/067; A61F 11/003; A61F 11/02; A61F 11/00; A41B 11/12; A41B 11/123; A41B 11/128; A41D 13/0587; A43B 17/14; A43B 23/28

See application file for complete search history.

(56) **References Cited**

U.S. PATENT DOCUMENTS

D191,736 S *	11/1961	Kelly	D5/53
D196,476 S *	10/1963	Amberson	D5/53
5,620,779 A *	4/1997	Levy	D04H 1/544 428/167
5,804,281 A *	9/1998	Phan	D21F 11/00 428/131
6,117,525 A *	9/2000	Trokhan	D21H 21/14 162/113
D626,718 S *	11/2010	Turner	D2/712
D674,639 S *	1/2013	Brown	D6/582
D702,934 S *	4/2014	Frederick	D2/994
D707,974 S *	7/2014	Blackford	D5/61
D728,899 S *	5/2015	Bates	D2/745
D792,714 S *	7/2017	Delaney	D5/58
D794,317 S *	8/2017	Stewart	D2/954
D799,887 S *	10/2017	Mirchandani	D7/363

* cited by examiner

Primary Examiner — Anhdao Doan

Assistant Examiner — Mary Sannon Malley

(74) *Attorney, Agent, or Firm* — Banner & Witcoff, Ltd.

(57) **CLAIM**

The ornamental design for a sock, as shown and described.

DESCRIPTION

FIG. 1 is a bottom perspective view of a sock showing our new design;

FIG. 2 is a top perspective view thereof;

FIG. 3 is a bottom view thereof;

FIG. 4 is a top view thereof; and,

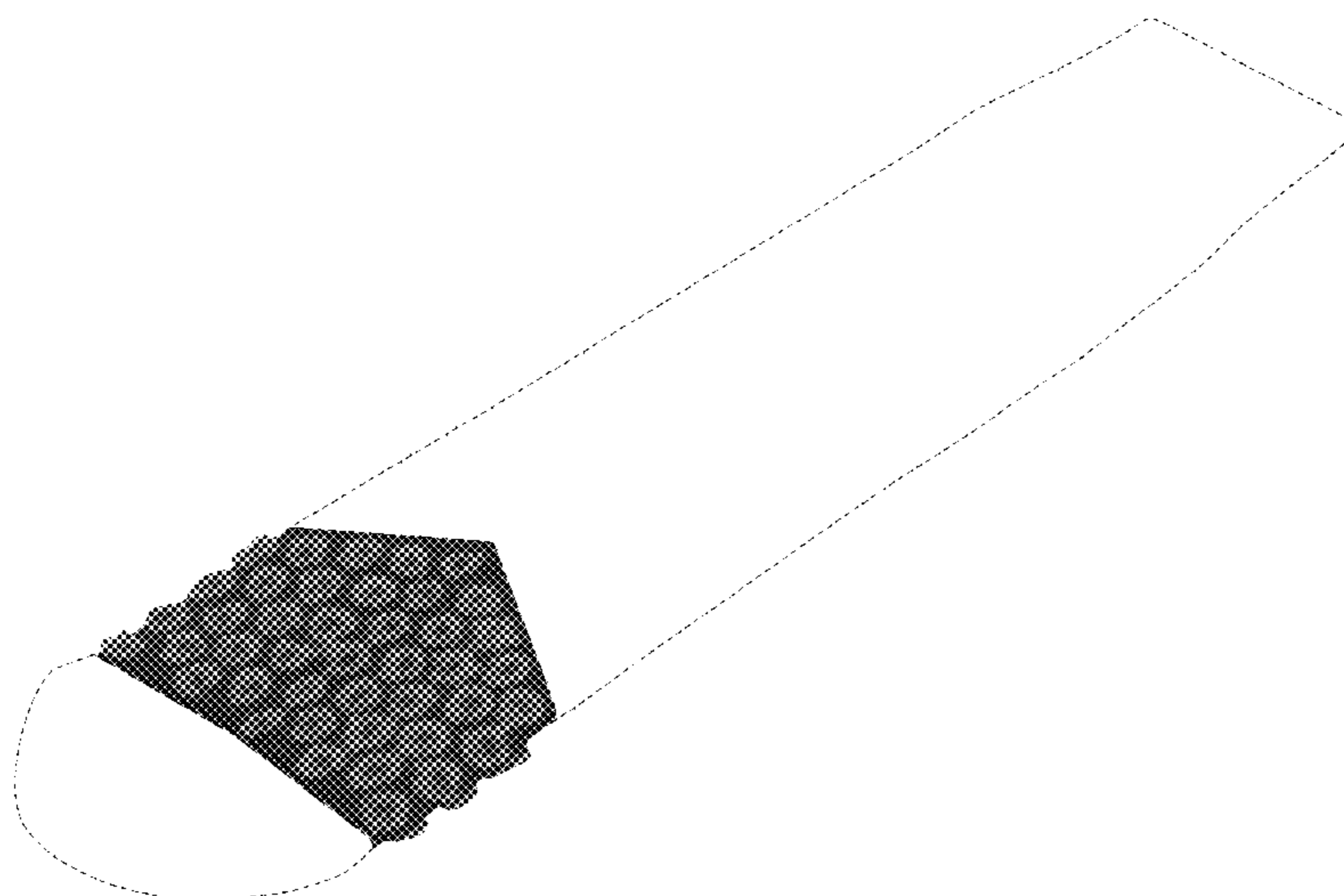
FIG. 5 is a side view thereof.

The uneven-length broken lines immediately adjacent to the photographic area define the bounds of the claimed design.

The even-length broken lines showing the remainder of the sock represent unclaimed environmental subject matter.

None of the broken lines form part of the claimed design.

1 Claim, 4 Drawing Sheets



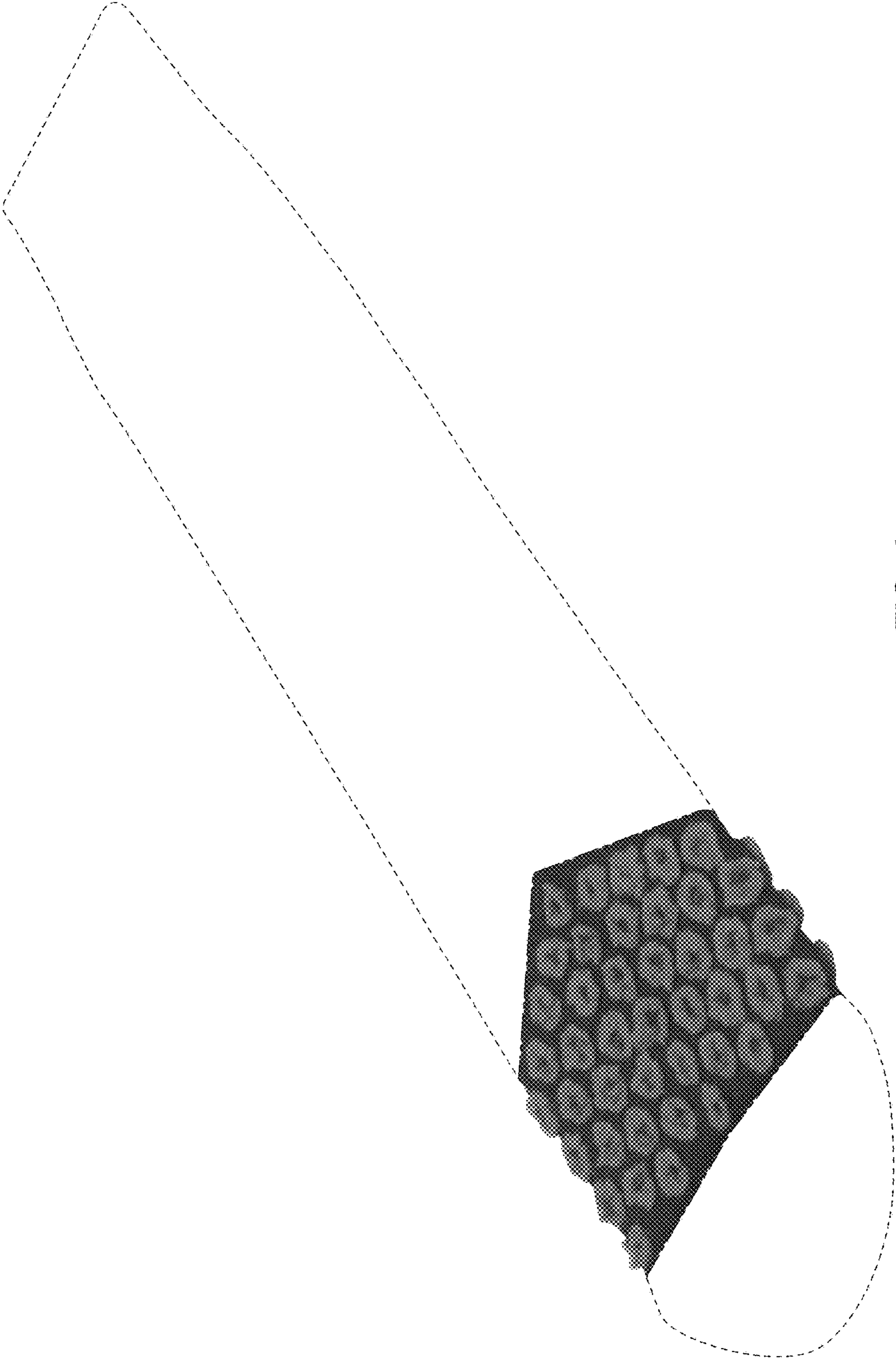


FIG. 1




FIG. 2




FIG. 3




FIG. 4

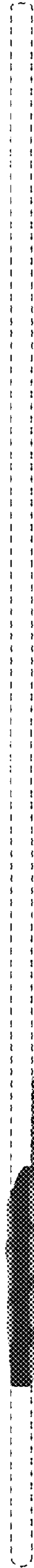


FIG. 5