



US00D855952S

(12) **United States Design Patent** (10) **Patent No.:** **US D855,952 S**
Hardy (45) **Date of Patent:** **** Aug. 13, 2019**

(54) **SHOE**
(71) Applicant: **Hermes Sellier (Societe Par Actions Simplifree)**, Paris (FR)
(72) Inventor: **Pierre Hardy**, Paris (FR)
(73) Assignee: **Hermes Sellier (Societe Par Actions Simplifree)**, Paris (FR)

D628,365 S * 12/2010 Bourdin D2/908
D628,777 S * 12/2010 Bourdin D2/908
D628,778 S * 12/2010 Hardy D2/908
D643,187 S * 8/2011 Hardy D2/907
D681,315 S * 5/2013 Della Valle D2/908
D681,317 S * 5/2013 Della Valle D2/908
D700,419 S * 3/2014 Della Valle D2/908
D701,680 S * 4/2014 Della Valle D2/902
D714,034 S * 9/2014 Della Valle D2/944
D728,906 S * 5/2015 Della Valle D2/927

(**) Term: **15 Years**
(21) Appl. No.: **29/590,690**
(22) Filed: **Jan. 12, 2017**

OTHER PUBLICATIONS

Off Deck Sneakers by Wesc. Hollywood Mag <<https://www.hollywood.eu/off-deck-sneakers/p/56109>>. Accessed on Feb. 28, 2019.*

(30) **Foreign Application Priority Data**

* cited by examiner

Jul. 27, 2016 (WO) DM/092075

Primary Examiner — Kevin K Rudzinski

(51) **LOC (12) Cl.** **02-04**

Assistant Examiner — Clare Ann Gannon

(52) **U.S. Cl.**
USPC **D2/944; D2/908**

(74) *Attorney, Agent, or Firm* — Foley & Lardner LLP

(58) **Field of Classification Search**
USPC D2/896, 897, 902, 907, 908, 911, 912,
D2/923, 929, 935, 943-946, 948, 953,
D2/954, 969, 970, 972-978

(57) **CLAIM**

CPC A43B 23/02; A43B 23/025; A43B 23/24;
A43B 3/0078; A43B 15/00; A43B 5/001;
A43B 5/06; A43B 5/10
See application file for complete search history.

I claim the ornamental design for a shoe, as shown and described.

DESCRIPTION

(56) **References Cited**

FIG. 1 is a front perspective view of a shoe of the claimed design;
FIG. 2 is a front elevational view of the shoe shown in FIG. 1;
FIG. 3 is a rear elevational view of the shoe shown in FIG. 1;
FIG. 4 is a right side elevational view of the shoe shown in FIG. 1;
FIG. 5 is a left side view of the shoe shown in FIG. 1;
FIG. 6 is a top plan view of the shoe shown in FIG. 1; and,
FIG. 7 is a bottom plan view of the shoe shown in FIG. 1.

U.S. PATENT DOCUMENTS

D503,519 S * 4/2005 Della Valle D2/907
D513,113 S * 12/2005 Della Valle D2/969
D538,012 S * 3/2007 Della Valle D2/902
D552,832 S * 10/2007 Hardy D2/902
D563,633 S * 3/2008 Della Valle D2/902
D595,939 S * 7/2009 Hardy D2/907
D611,232 S * 3/2010 Della Valle D2/907
D613,482 S * 4/2010 Della Valle D2/907

1 Claim, 7 Drawing Sheets





FIG.1



FIG. 2




FIG.3




FIG.4




FIG.5




FIG.6




FIG.7