



US00D855945S

(12) **United States Design Patent**  
**Dann**

(10) **Patent No.:** **US D855,945 S**

(45) **Date of Patent:** **\*\* Aug. 13, 2019**

- (54) **CAP**
- (71) Applicant: **Acushnet Company**, Fairhaven, MA (US)
- (72) Inventor: **Jared Dann**, Norwell, MA (US)
- (73) Assignee: **Acushnet Company**, Fairhaven, MA (US)
- (\*\*) Term: **15 Years**
- (21) Appl. No.: **29/615,019**
- (22) Filed: **Aug. 25, 2017**
- (51) **LOC (12) Cl.** ..... **02-03**
- (52) **U.S. Cl.**  
USPC ..... **D2/882**
- (58) **Field of Classification Search**  
USPC ..... D2/865, 866, 869, 870, 871, 872, 873,  
D2/874, 875, 876, 877, 878, 879, 880,  
D2/881, 882, 883, 884, 886, 891, 894,  
D2/895  
CPC ..... A42B 1/00; A42B 1/004; A42B 1/006;  
A42B 1/02; A42B 1/06; A42B 1/061;  
A42B 1/062; A42B 1/063; A42B 1/24;  
A42B 1/241  
See application file for complete search history.

D636,562 S *	4/2011	Lam	.....	D2/882
D678,663 S *	3/2013	Gill	.....	D2/882
D699,928 S *	2/2014	Tien	.....	D2/882
D753,904 S *	4/2016	Fitzpatrick	.....	D2/869
D826,520 S *	8/2018	Suleiman	.....	D2/884
2005/0223474 A1 *	10/2005	Cho	.....	A42B 1/22 2/195.3

**OTHER PUBLICATIONS**

New-Tour Snapback Mesh, [on-line article]; [Internet publication date unknown]; [retrieved from the Internet on Nov. 13, 2018]; URL: <https://www.titleist.com/golf-gear/headwear/adjustable/tour-snapback-mesh>. (2 pgs). (Year: 2018).\*

(Continued)

*Primary Examiner* — Karen S Acker  
*Assistant Examiner* — Jasmine Mlinarcik  
(74) *Attorney, Agent, or Firm* — Daniel W. Sullivan

(57) **CLAIM**

The ornamental design for a cap, as shown and described.

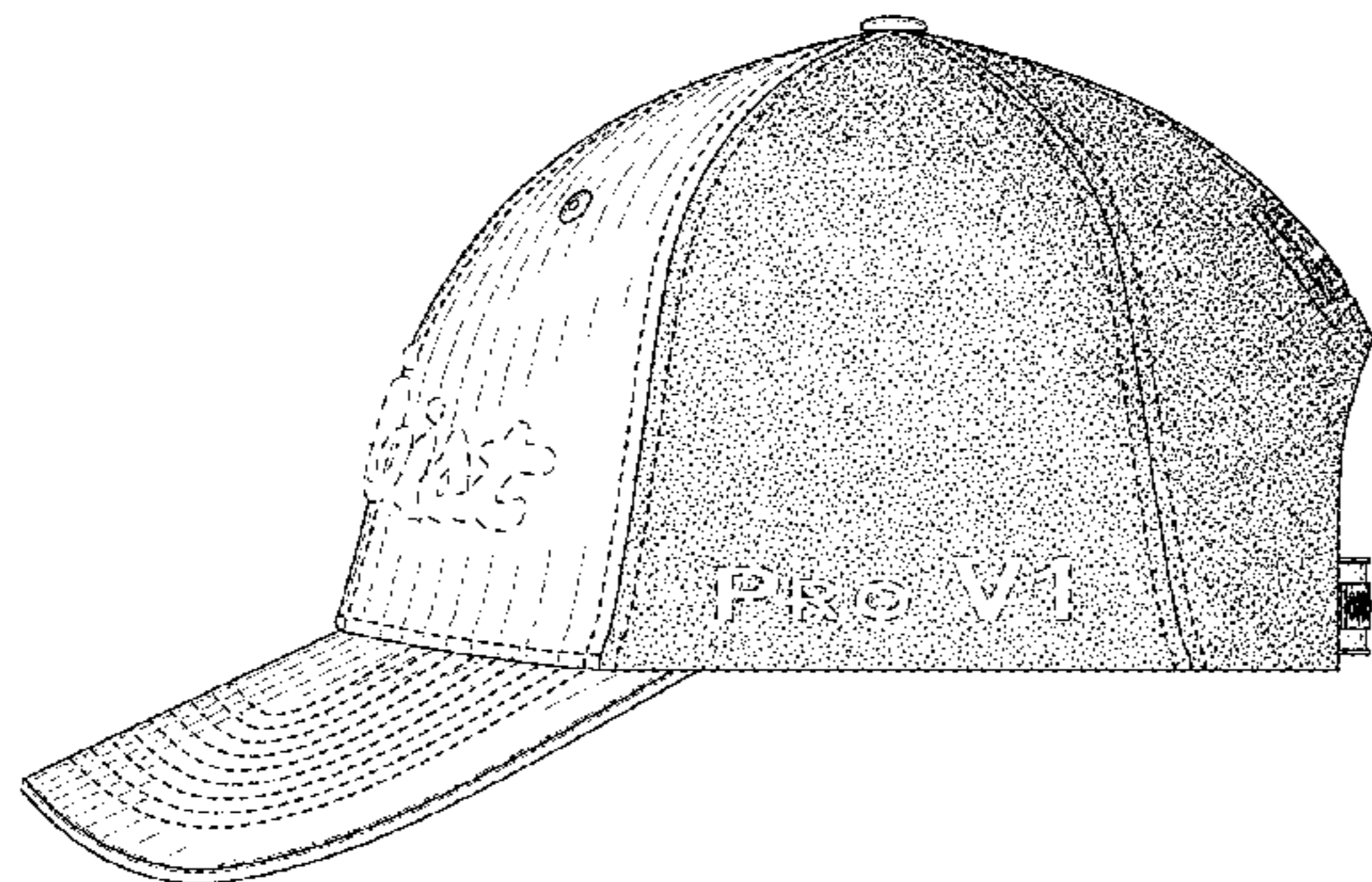
**DESCRIPTION**

FIG. 1 is a first perspective view of the cap of this invention; FIG. 2 is a bottom plan view of the cap of this invention; FIG. 3 is a top plan view of the cap of this invention; FIG. 4 is a first side elevation view of the cap of this invention; FIG. 5 is a second side elevation view of the cap of this invention; FIG. 6 is a front elevation view of the cap of this invention; and, FIG. 7 is a rear elevation view of the cap of this invention. FIGS. 1-7, the broken lines depicting the logos, as well as the area between the broken lines of the logo, illustrate portions of the cap that form no part of the claimed design. All remaining broken lines depict claimed stitching.

**1 Claim, 6 Drawing Sheets**

(56) **References Cited**  
U.S. PATENT DOCUMENTS

D276,666 S *	12/1984	Bryant	.....	D2/884
D478,398 S *	8/2003	Rampell	.....	D29/102
D523,612 S *	6/2006	Steger	.....	D2/882
D535,460 S *	1/2007	Ortley	.....	D2/882
D568,583 S *	5/2008	Niles	.....	D2/882
D603,144 S *	11/2009	South	.....	D2/882
D635,743 S *	4/2011	Johnson	.....	D2/882



(56)

**References Cited**

OTHER PUBLICATIONS

Video: Inside the Titleist Tour Performance Hat, [on-line article and video]; [article posted to the Internet on Aug. 3, 2017]; [retrieved from the Internet on Nov. 13, 2018]; URL: <https://www.titleist.com/teamtitleist/b/tourblog/posts/video-inside-the-titleist-tour-performance-hat>. (2 pgs). (Year: 2017).\*

\* cited by examiner



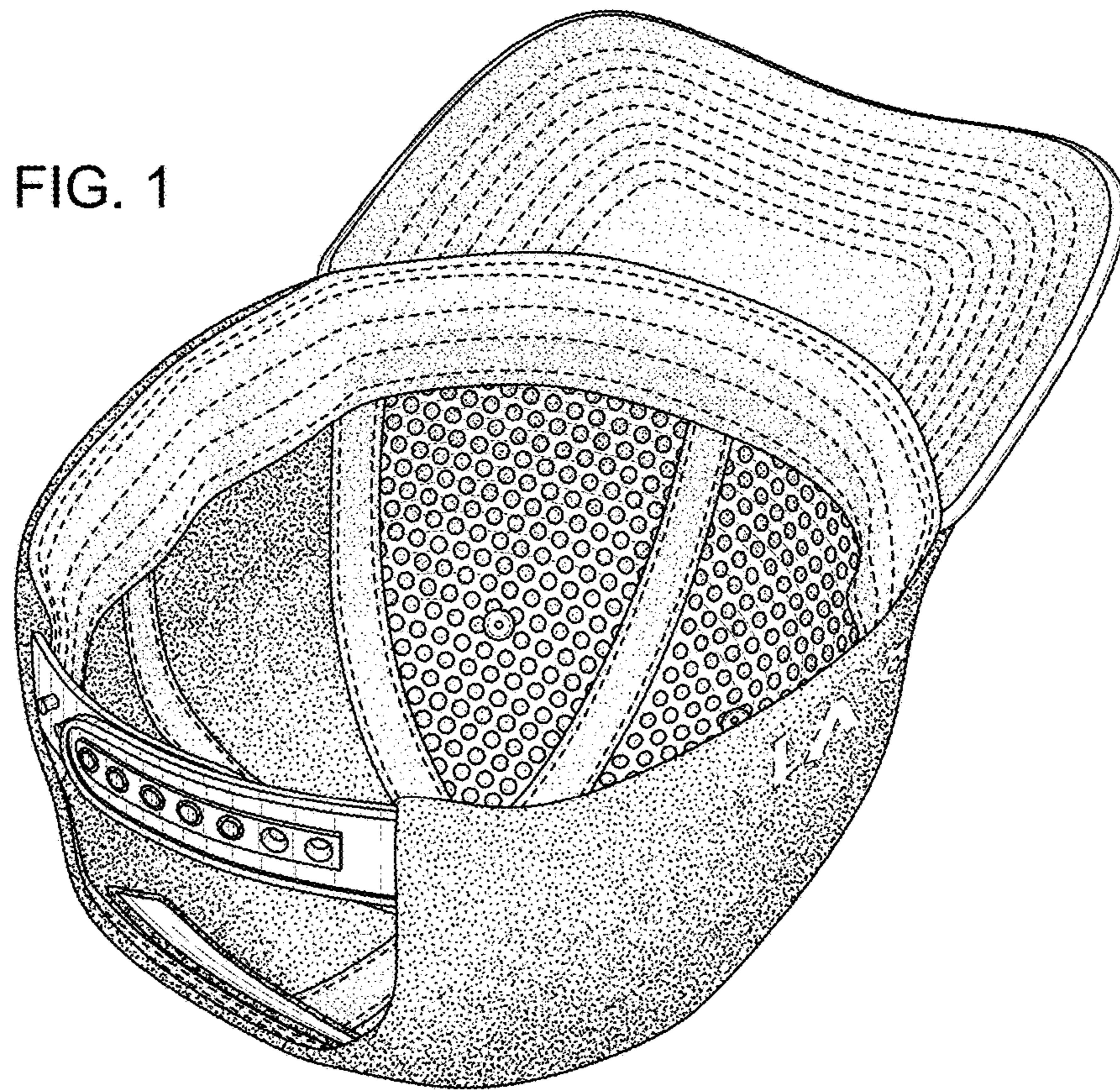




FIG. 2

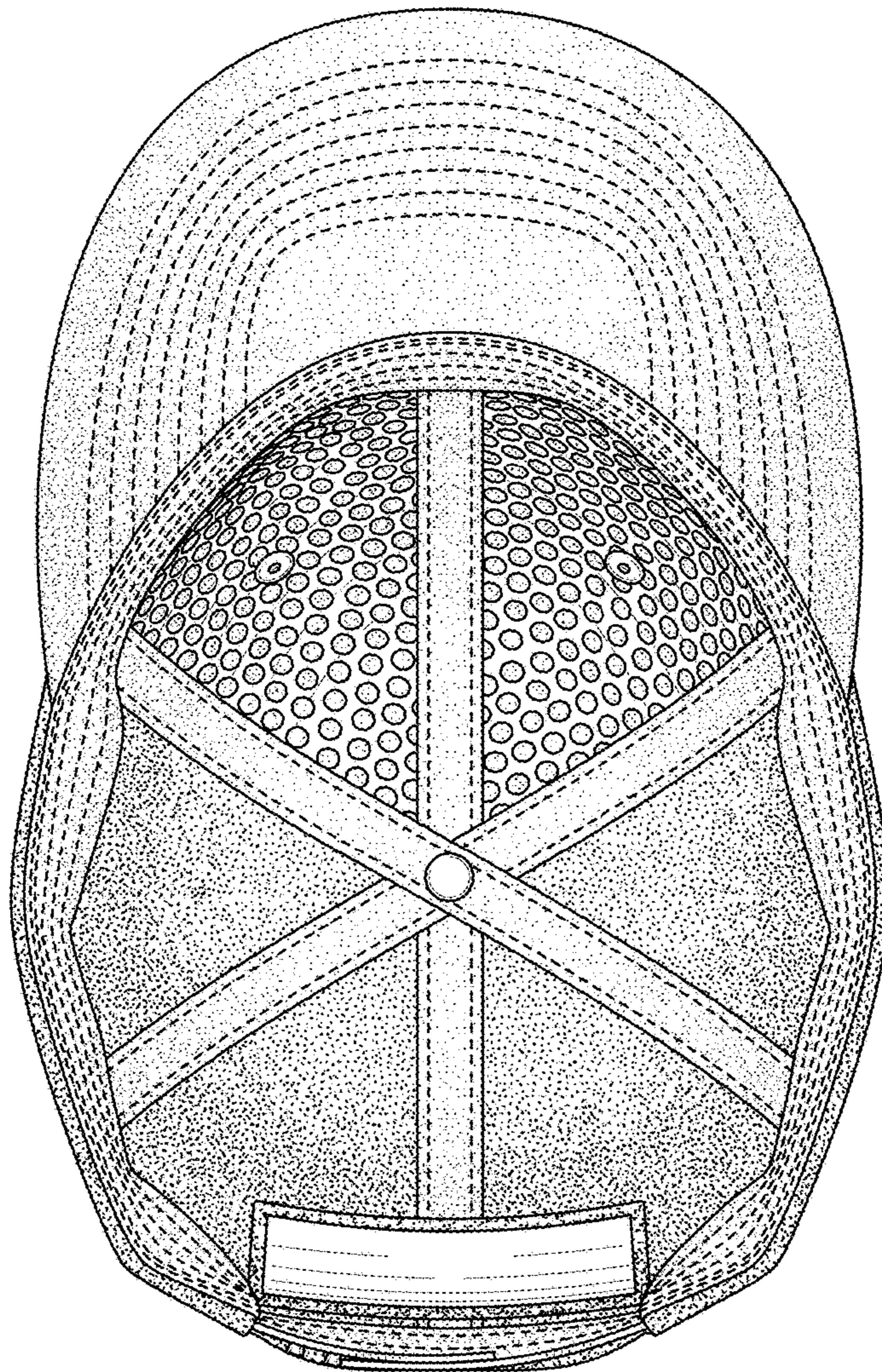
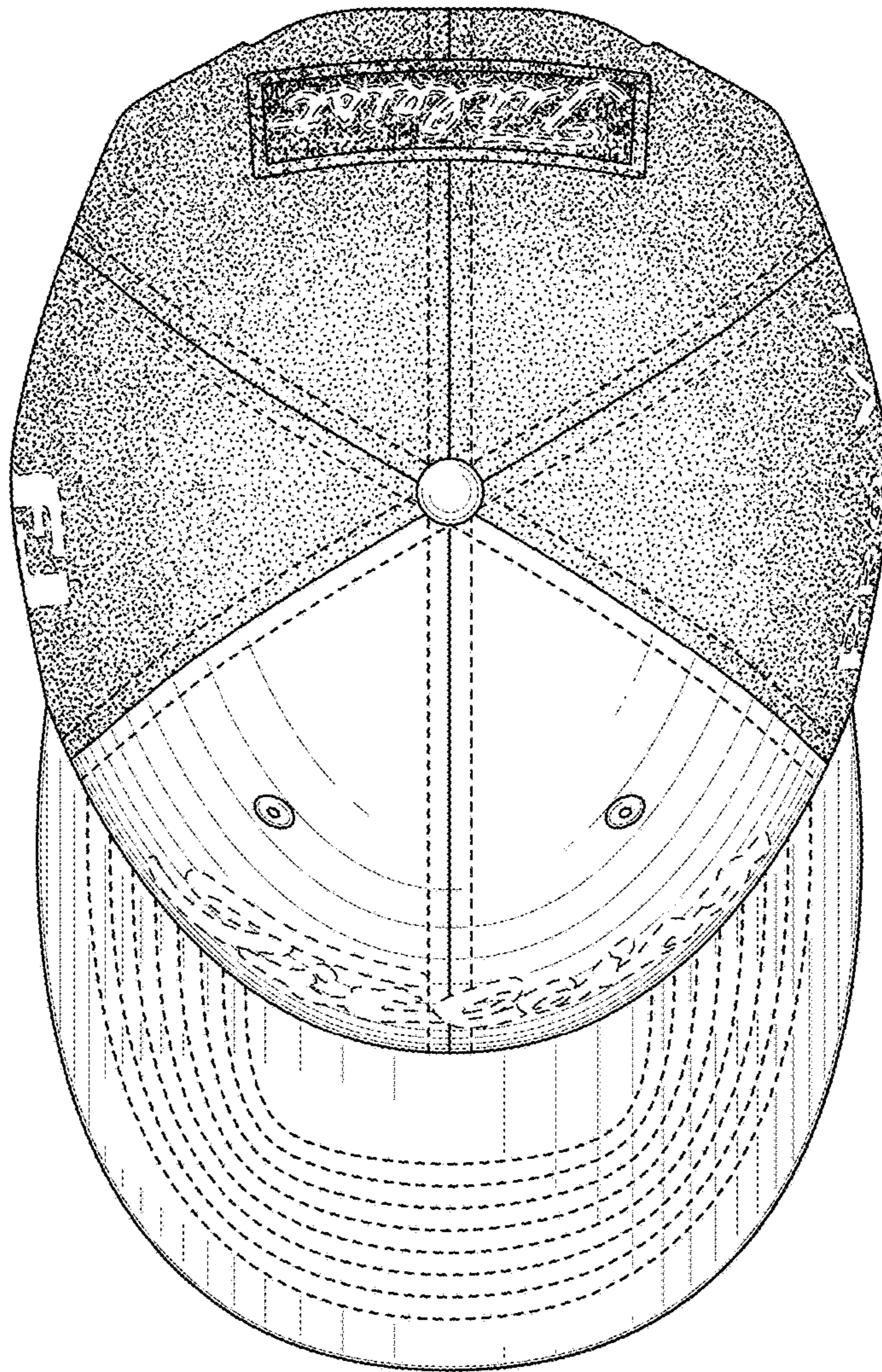




FIG. 3



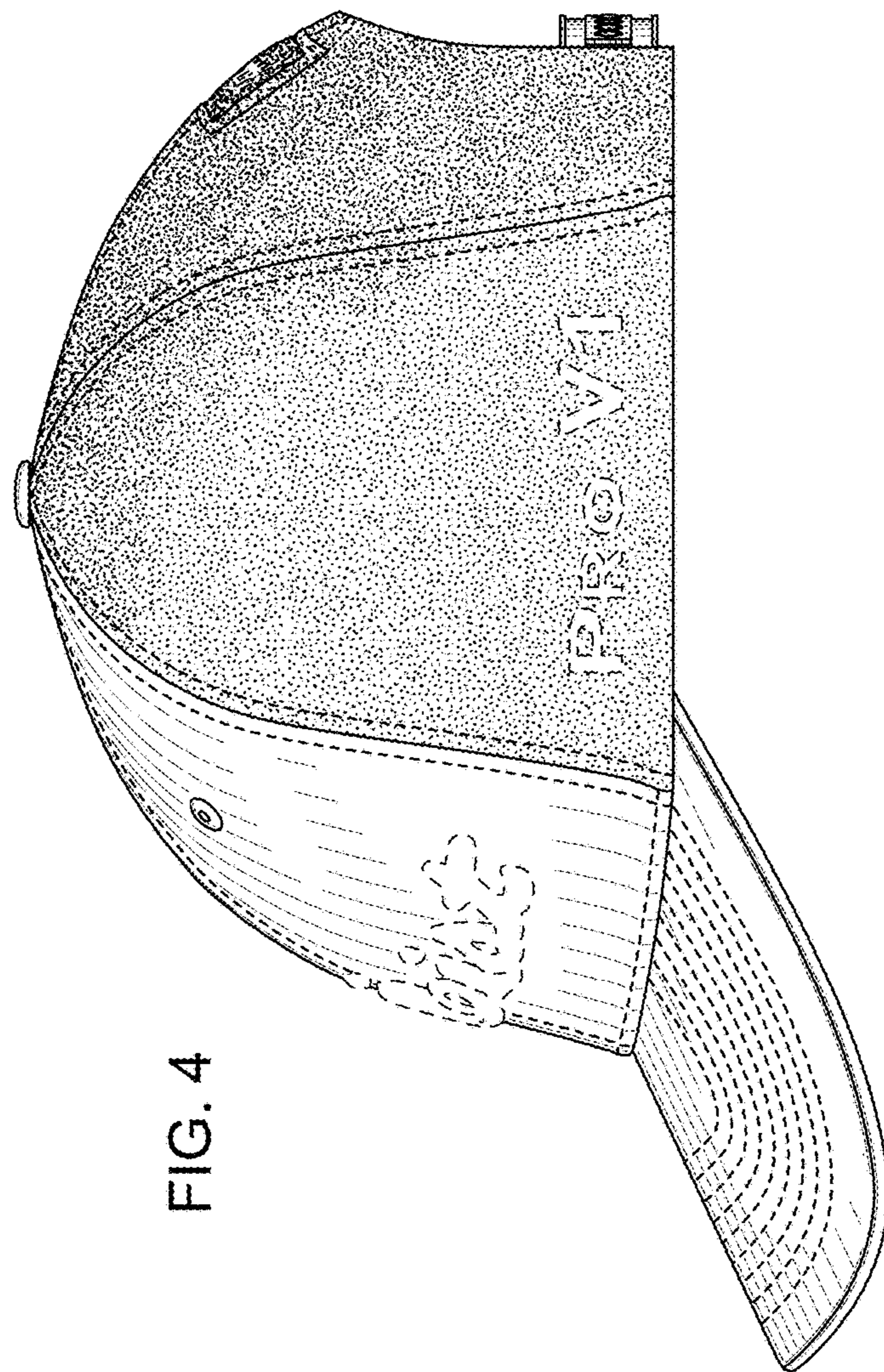


FIG. 4



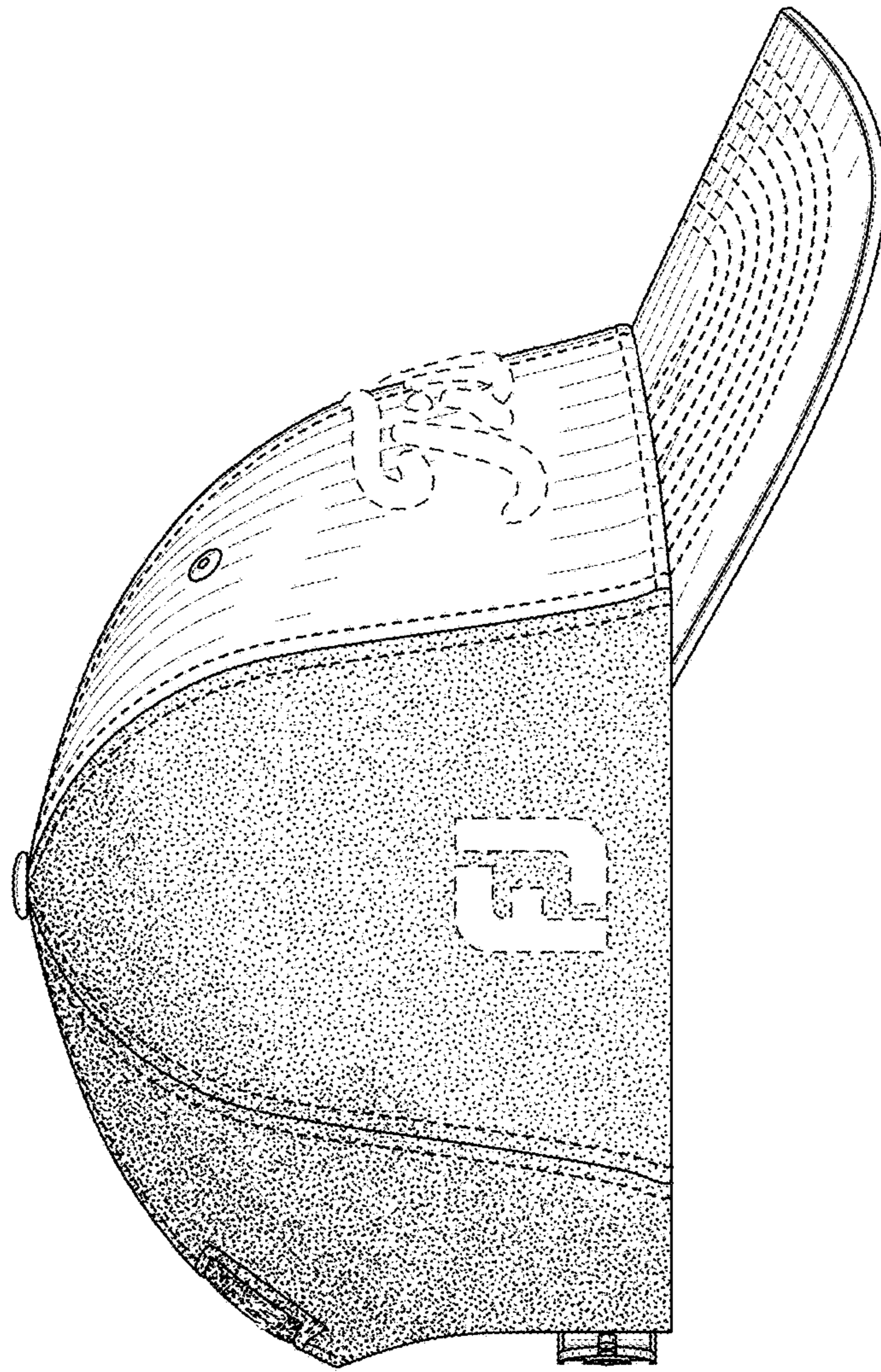


FIG. 5

FIG. 6




FIG. 7

