



US00D855944S

(12) **United States Design Patent** (10) **Patent No.:** **US D855,944 S**
Clear (45) **Date of Patent:** **** Aug. 13, 2019**

(54) **GARMENT WITH SIDE POCKET**
(71) Applicant: **Gerald E. Clear**, Camden, IN (US)
(72) Inventor: **Gerald E. Clear**, Camden, IN (US)
(**) Term: **15 Years**
(21) Appl. No.: **29/548,397**
(22) Filed: **Dec. 14, 2015**
(51) **LOC (12) Cl.** **02-02**
(52) **U.S. Cl.**
USPC **D2/857**
(58) **Field of Classification Search**
USPC D2/610-623, 774, 800, 840, 852, 853,
D2/857, 858, 983, 712-714, 716,
D2/742-748; 2/105, 106, 113, 115, 116
CPC A41B 9/06; A41B 1/08; A41D 1/04; A41D
13/0015
See application file for complete search history.

D639,026 S * 6/2011 Robinson D2/857
D648,100 S * 11/2011 Rivetti D2/857
D679,482 S * 4/2013 Fuerst D2/742
D680,299 S * 4/2013 Scott D2/742
D686,392 S * 7/2013 Scarborough D2/857
D696,487 S * 12/2013 Kurmanow D2/742
D712,633 S * 9/2014 Davis D2/857
D731,149 S * 6/2015 Davis D2/742
D731,751 S * 6/2015 Davis D2/742
D732,801 S * 6/2015 Magevonna D2/857

(Continued)

Primary Examiner — Mark A Goodwin
Assistant Examiner — Benjamin M Weeks
(74) *Attorney, Agent, or Firm* — Maginot Moore & Beck
LLP

(57) **CLAIM**

The ornamental design for a garment with side pocket, as shown and described.

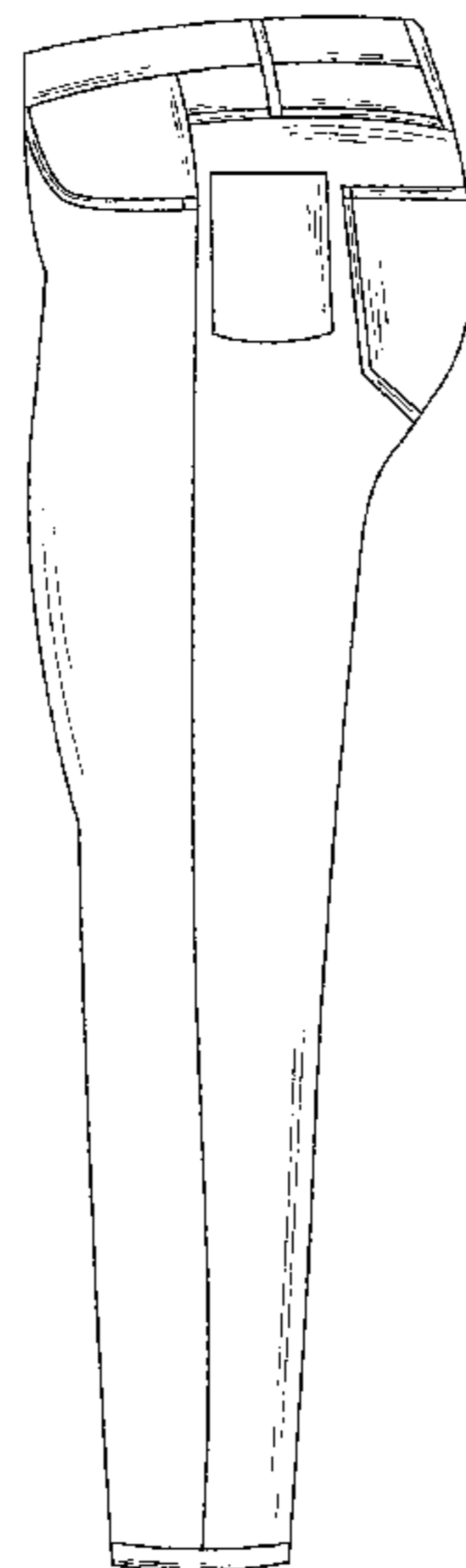
DESCRIPTION

FIG. 1 shows a right side elevational view of a first embodiment of a garment with side pocket showing my new design; FIG. 2 shows a front elevational view thereof; and FIG. 3 shows a rear elevational view thereof. FIG. 4 shows a left side elevational view of a second embodiment of a garment with side pocket showing my new design; FIG. 5 shows a front elevational view thereof; and FIG. 6 shows a rear elevational view thereof. FIG. 7 shows a right elevational view of a third embodiment of a garment with side pocket showing my new design; FIG. 8 shows a left elevational view thereof; FIG. 9 shows a front elevational view thereof; and, FIG. 10 shows a rear elevational view thereof. The broken lines shown in the drawings/figures illustrate environmental matter and form no part of the claimed design.

1 Claim, 10 Drawing Sheets

(56) **References Cited**
U.S. PATENT DOCUMENTS

168,063 A * 9/1875 Taylor B65D 1/225
220/62
D264,265 S * 5/1982 Trigere D2/742
4,537,001 A * 8/1985 Uppstrom B44C 3/123
273/157 R
4,999,709 A * 3/1991 Yamazaki H04N 5/278
345/629
5,765,233 A * 6/1998 Hayes A41D 13/0015
15/208
D474,892 S * 5/2003 Vazquez D2/857
D534,709 S * 1/2007 Dipietro A41D 1/06
D2/742
D536,157 S * 2/2007 Kimmel D2/742
D584,486 S * 1/2009 Lorenzi D2/857
D584,487 S * 1/2009 Maimon D2/857
D591,029 S * 4/2009 Zhang D2/857
D623,830 S * 9/2010 Marois D2/857



(56)

References Cited

U.S. PATENT DOCUMENTS

D735,973	S	*	8/2015	Hodis	D2/857
D741,573	S	*	10/2015	Rollins	D2/742
D742,100	S	*	11/2015	Venkatrao	D2/857
D742,624	S	*	11/2015	Meyers	D2/857
D745,251	S	*	12/2015	Bednarz	D2/742
D746,553	S	*	1/2016	Emrich	D2/857
D747,852	S	*	1/2016	Meyers	D2/857
D756,601	S	*	5/2016	Georgiou, Jr.	D2/742
D758,745	S	*	6/2016	Blakely	D2/742
D760,475	S	*	7/2016	Zenoff	D2/742
D788,408	S	*	6/2017	Lago	D2/742
D818,670	S	*	5/2018	Silvestre	D2/742
D822,948	S	*	7/2018	Miller	D2/742

* cited by examiner

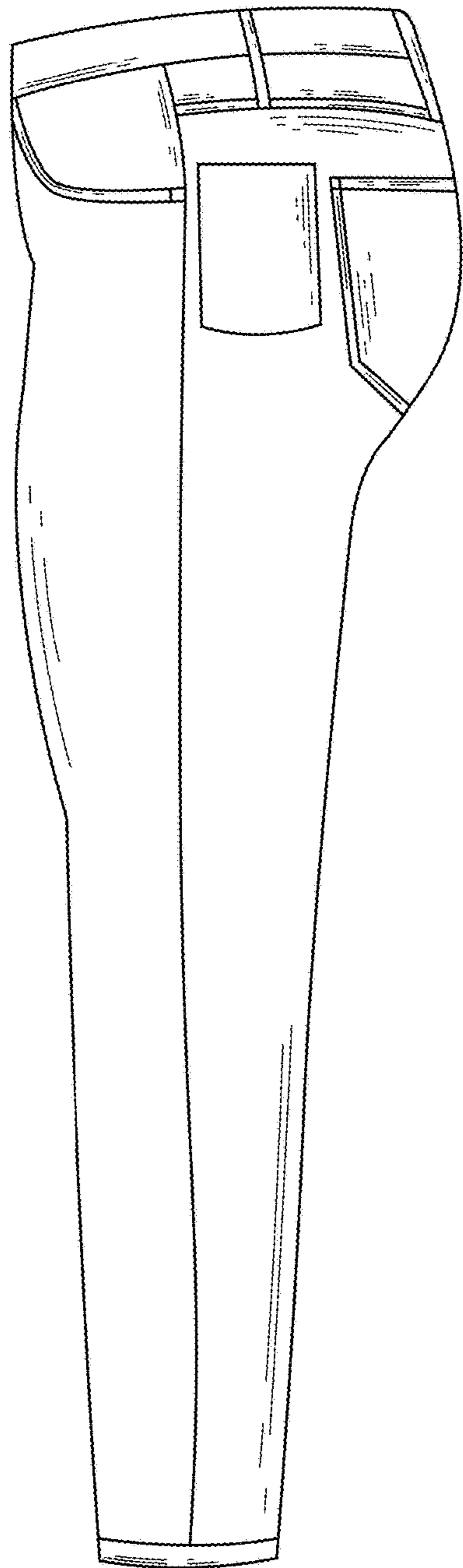


FIG. 1

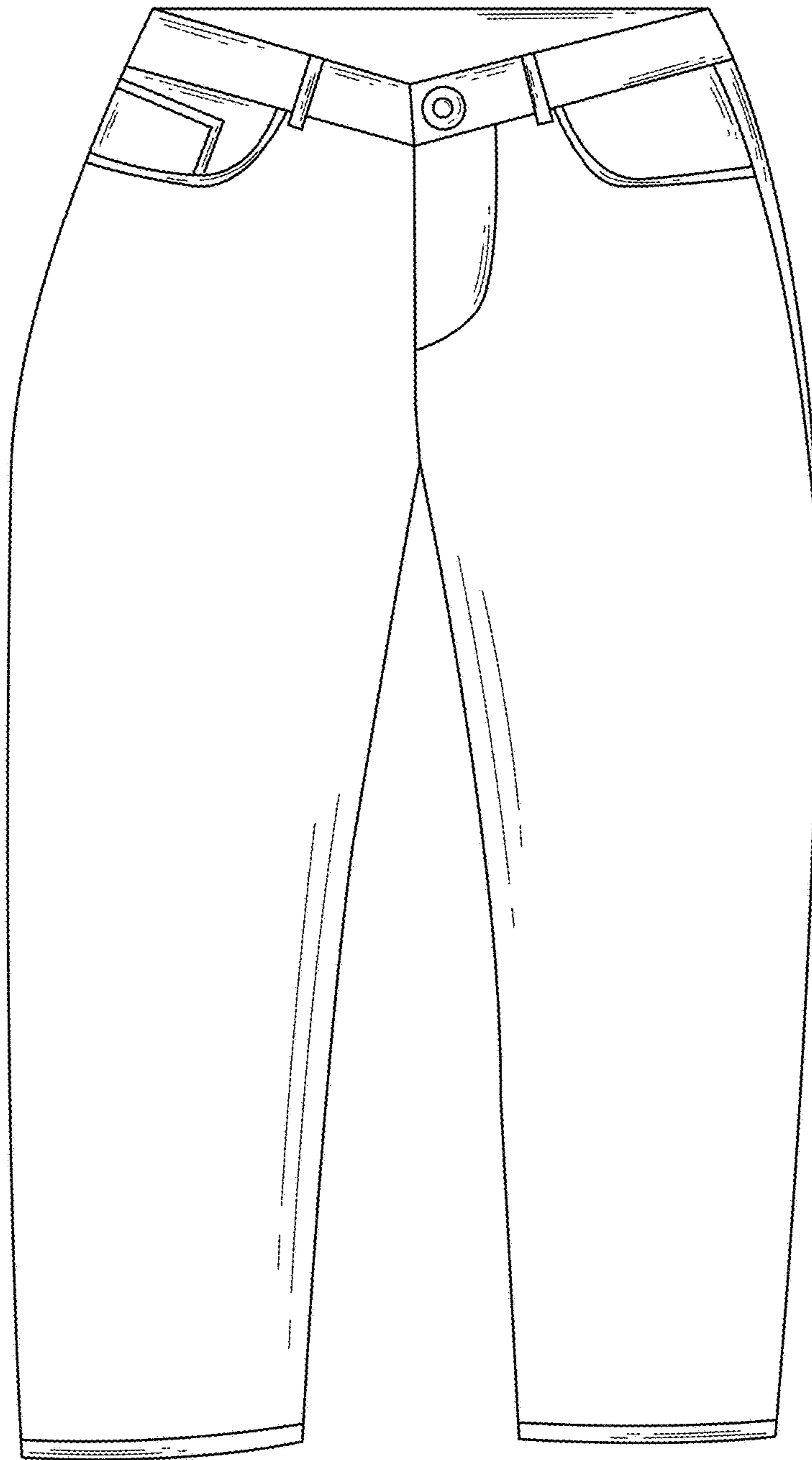


FIG. 2

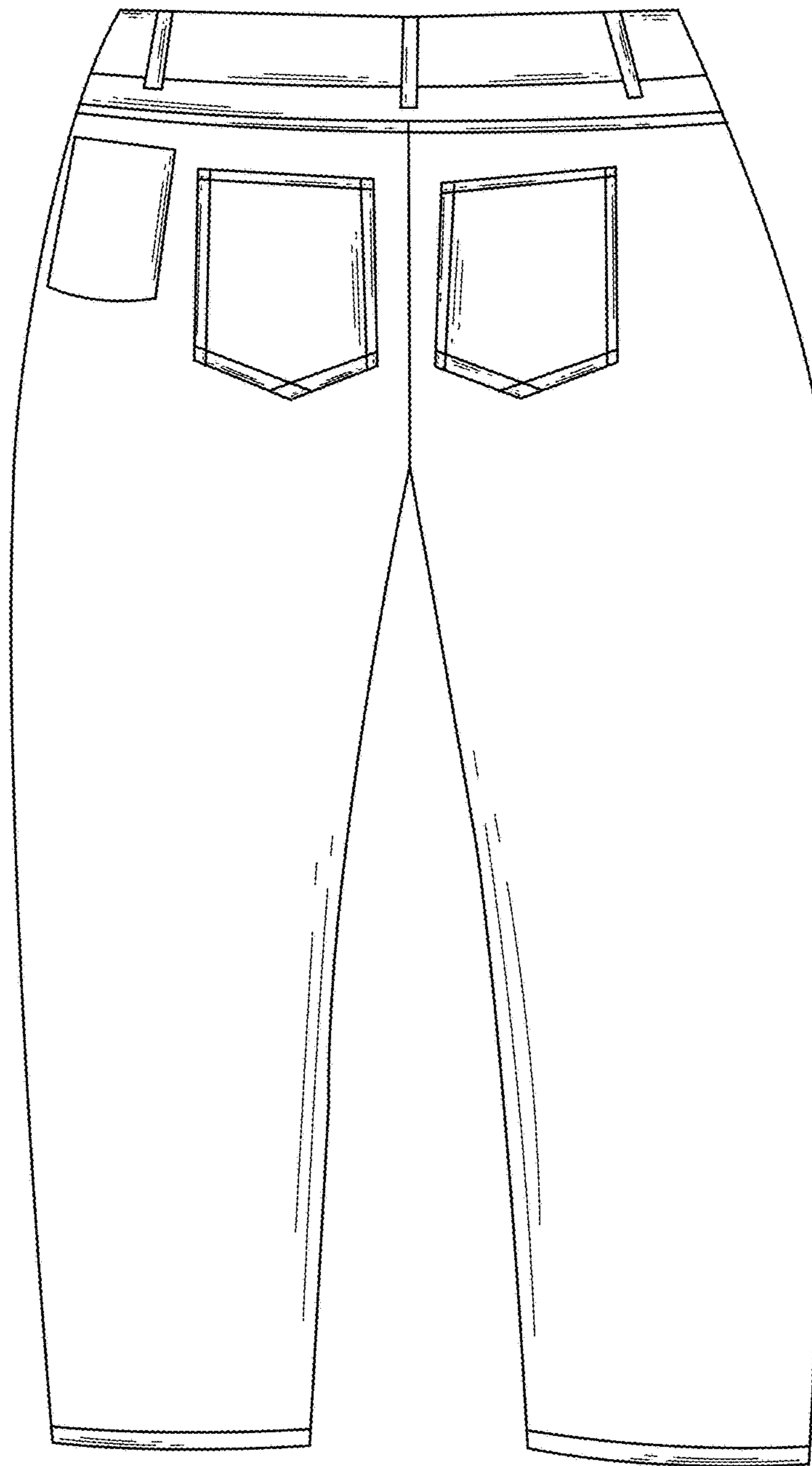


FIG. 3

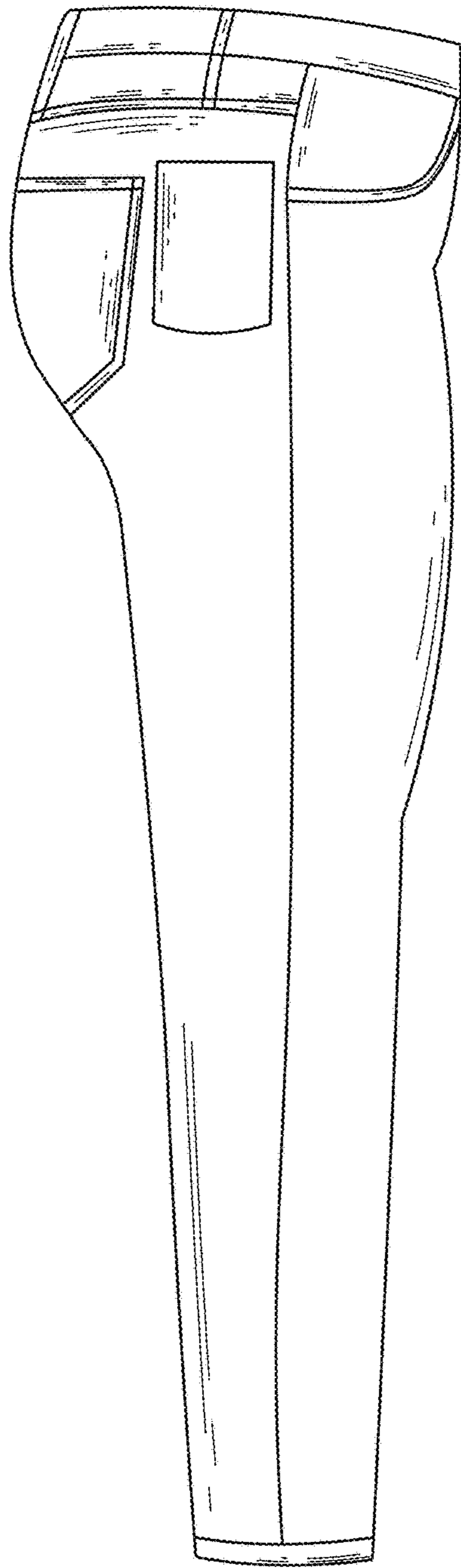


FIG. 4

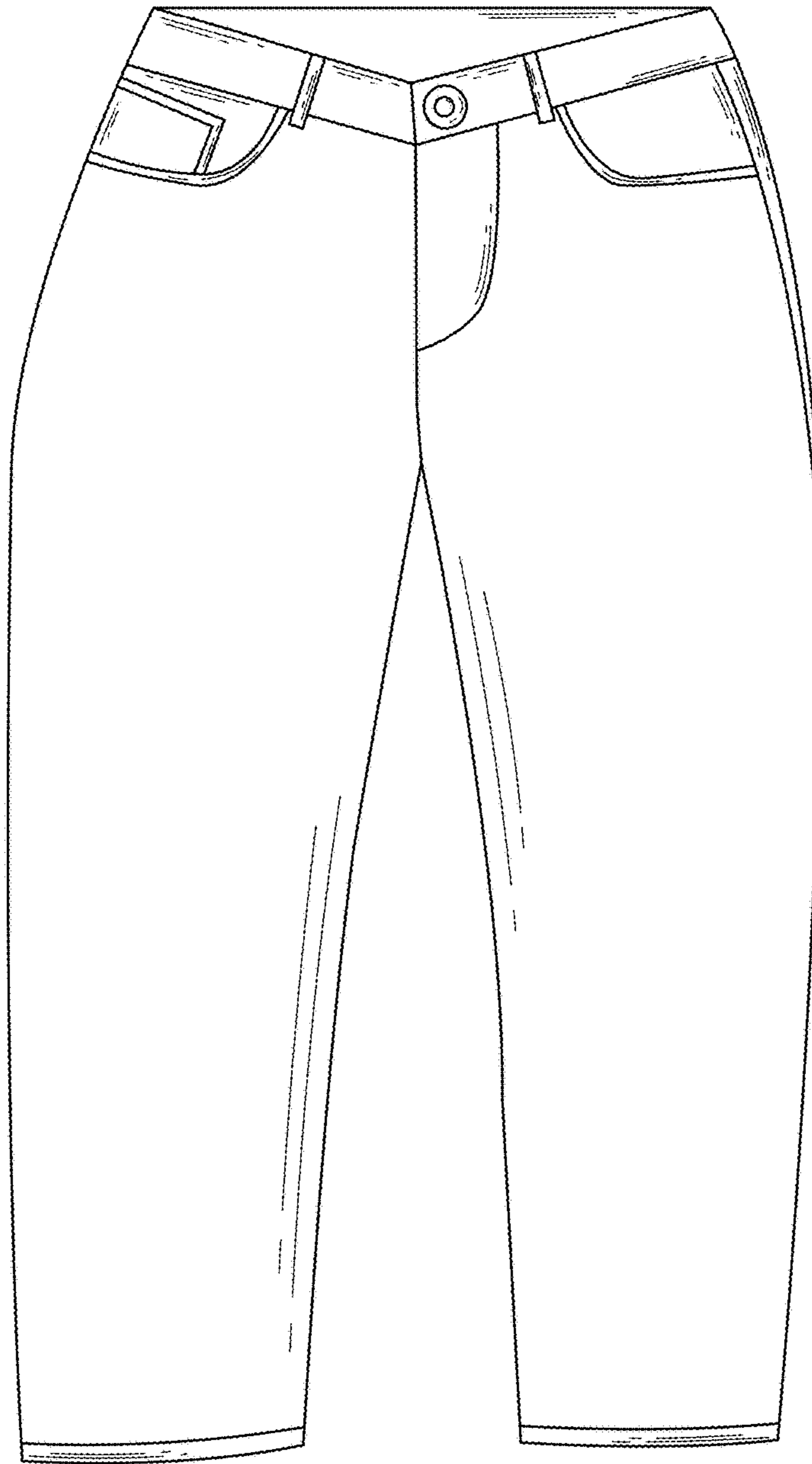


FIG. 5

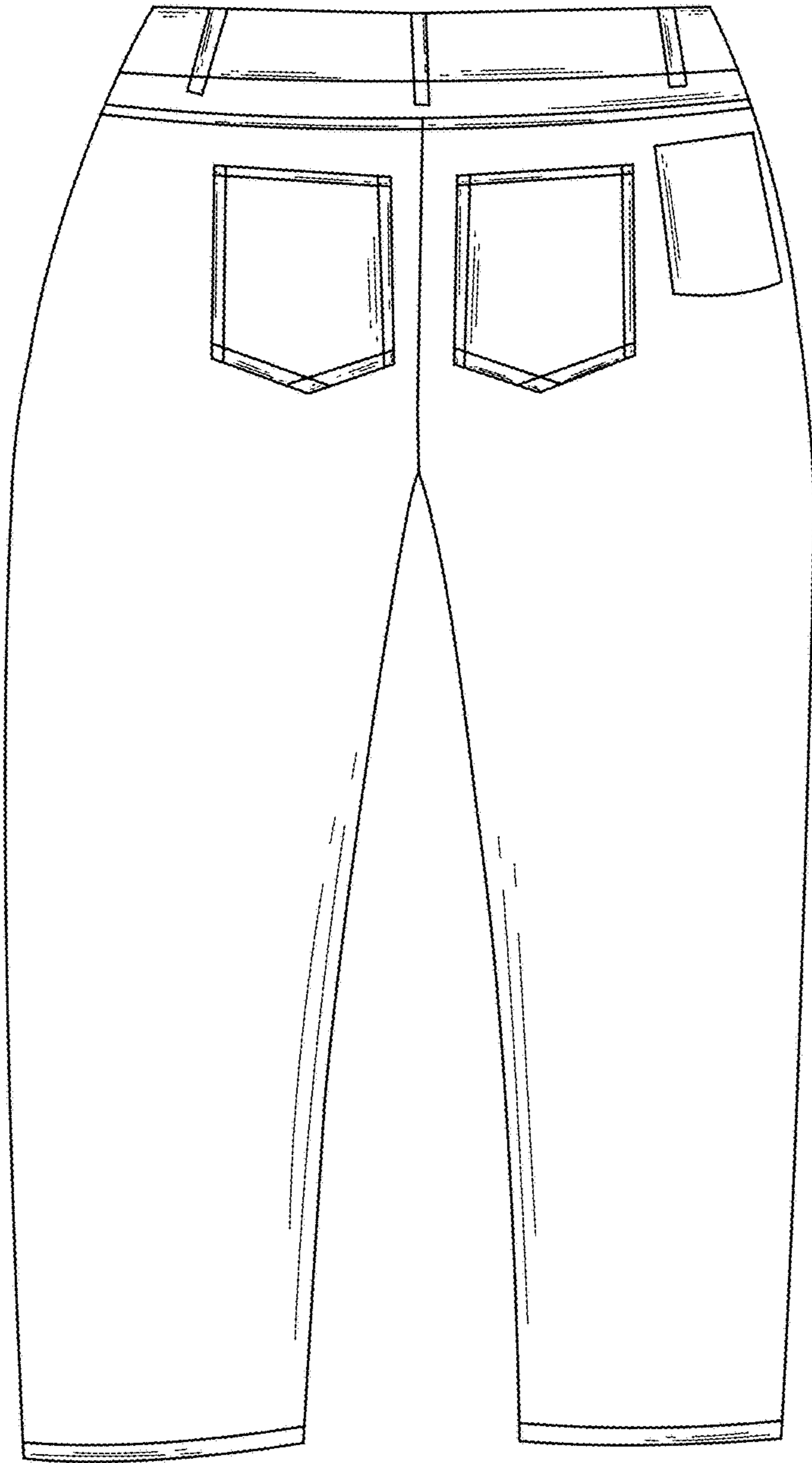


FIG. 6

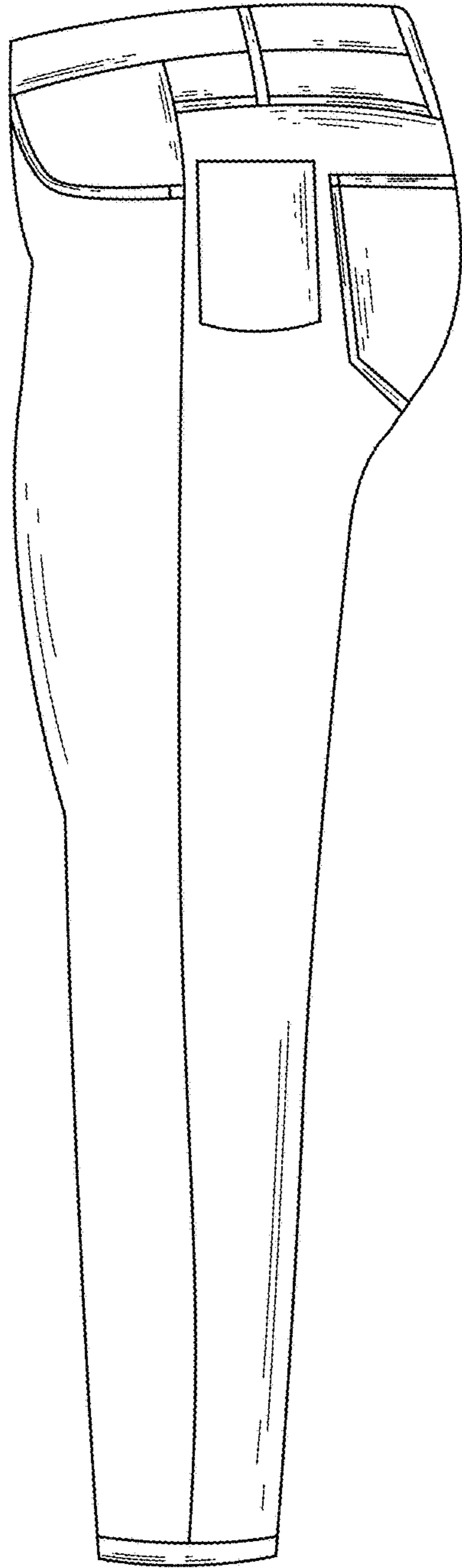


FIG. 7

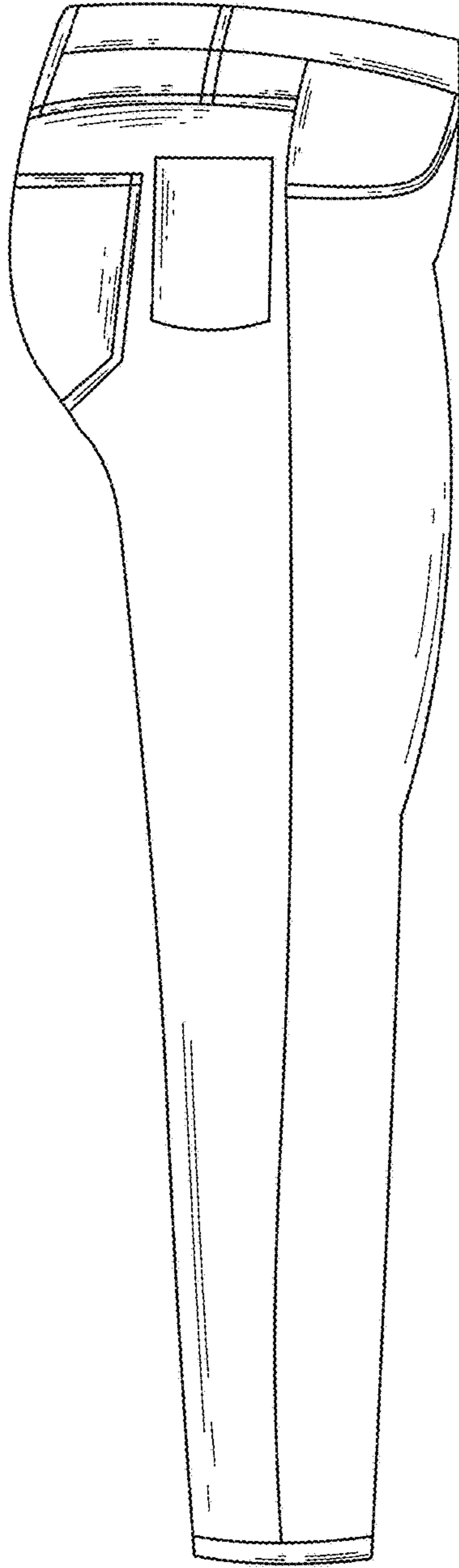


FIG. 8

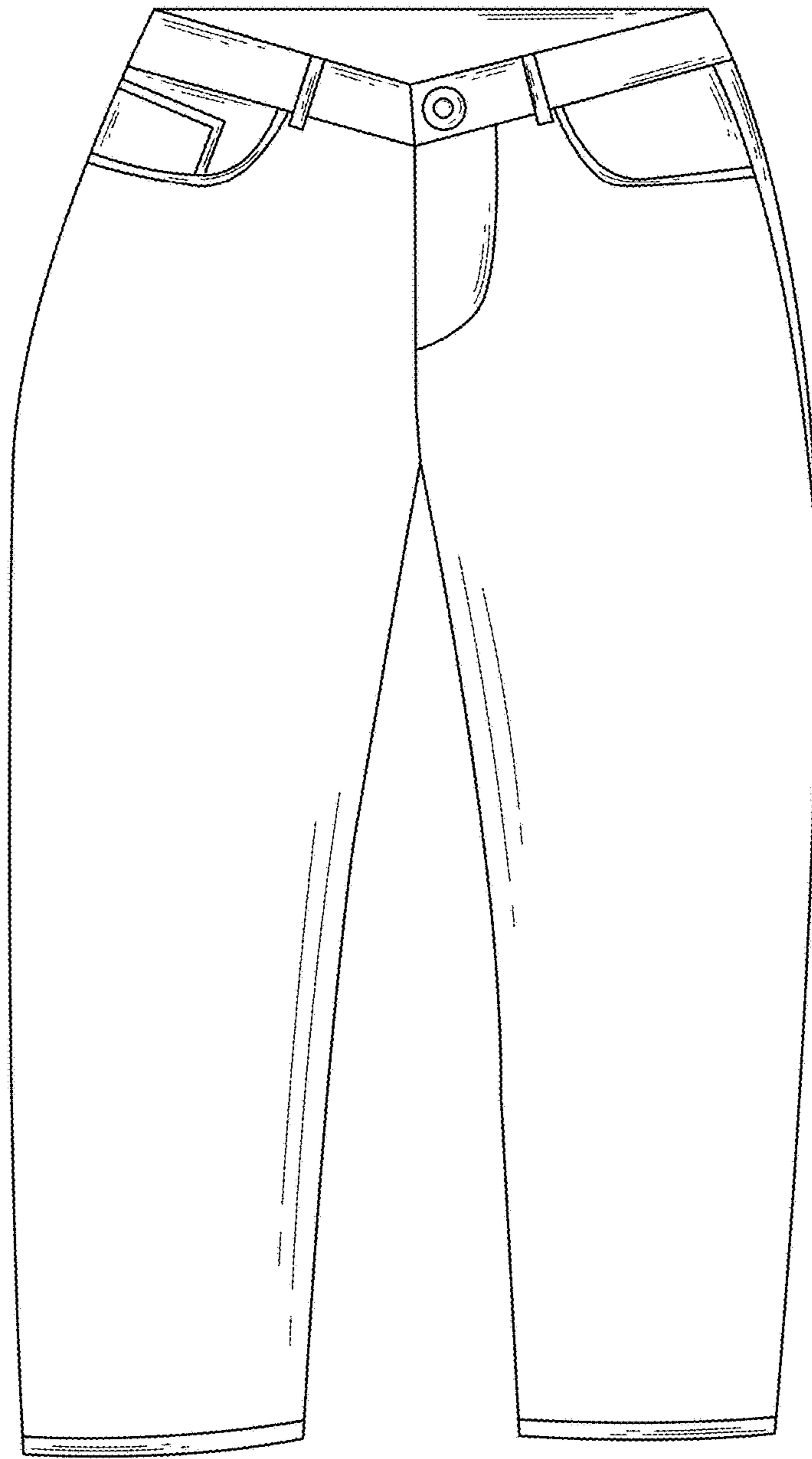


FIG. 9

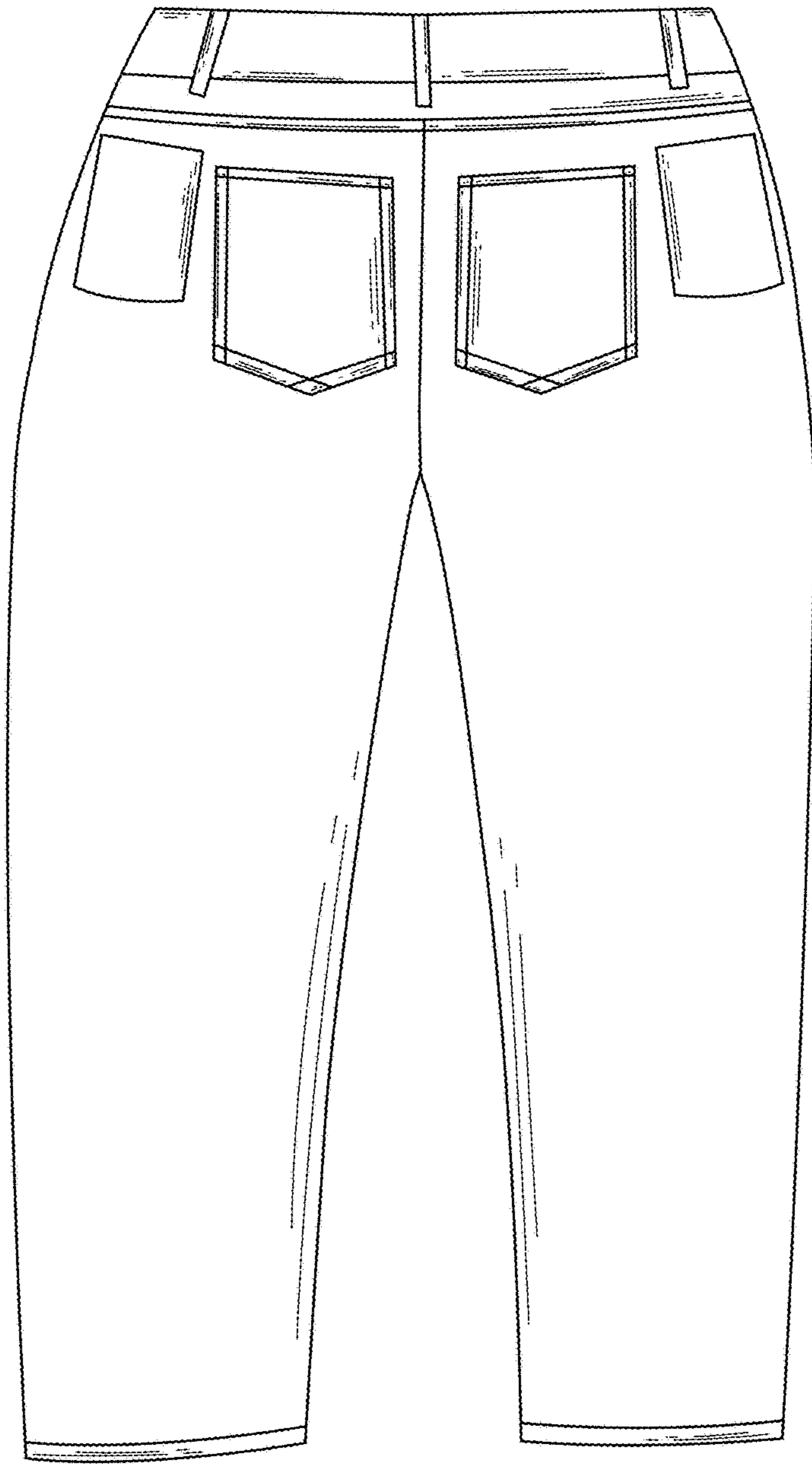


FIG. 10