



US00D855927S

(12) **United States Design Patent** (10) **Patent No.:** **US D855,927 S**
Plaisted (45) **Date of Patent:** **** Aug. 6, 2019**

(54) **URN-LOWERING DEVICE**

FOREIGN PATENT DOCUMENTS

- (71) Applicant: **Christina Plaisted**, Naples, FL (US)
- (72) Inventor: **Christina Plaisted**, Naples, FL (US)
- (73) Assignee: **Graceful Burial, LLC**, Elk River, MN (US)

- CA 53107 7/1984
- CA 2069121 A1 11/1993
- (Continued)

(**) Term: **15 Years**

OTHER PUBLICATIONS

Urnet, copyright 2009 Urn-Care ApS—Torstedvej 92—DK 6980 Tim, found at http://www/urn-care.dk/index.php?option=com_content&view=article&i . . ., Feb. 17, 2017.

(21) Appl. No.: **29/607,575**

Primary Examiner — Paula Allen Greene

(22) Filed: **Jun. 14, 2017**

(74) *Attorney, Agent, or Firm* — Hahn Loeser & Parks LLP; John J. Cunniff

(51) **LOC (12) Cl.** **99-00**

(52) **U.S. Cl.**
USPC **D99/8**

(57) **CLAIM**

(58) **Field of Classification Search**
USPC D99/8, 5, 10, 12; D3/244, 232; D2/980, D2/944, 870; D5/1, 11, 47; D23/201; D11/131.1, 151, 143, 144, 152; D26/9, D26/10, 22, 23; 27/1; 383/6, 75, 117, 383/118; 150/100, 108, 103, 113
CPC A61G 17/08; A61G 17/00
See application file for complete search history.

The ornamental design for an urn-lowering device, as shown and described.

DESCRIPTION

(56) **References Cited**

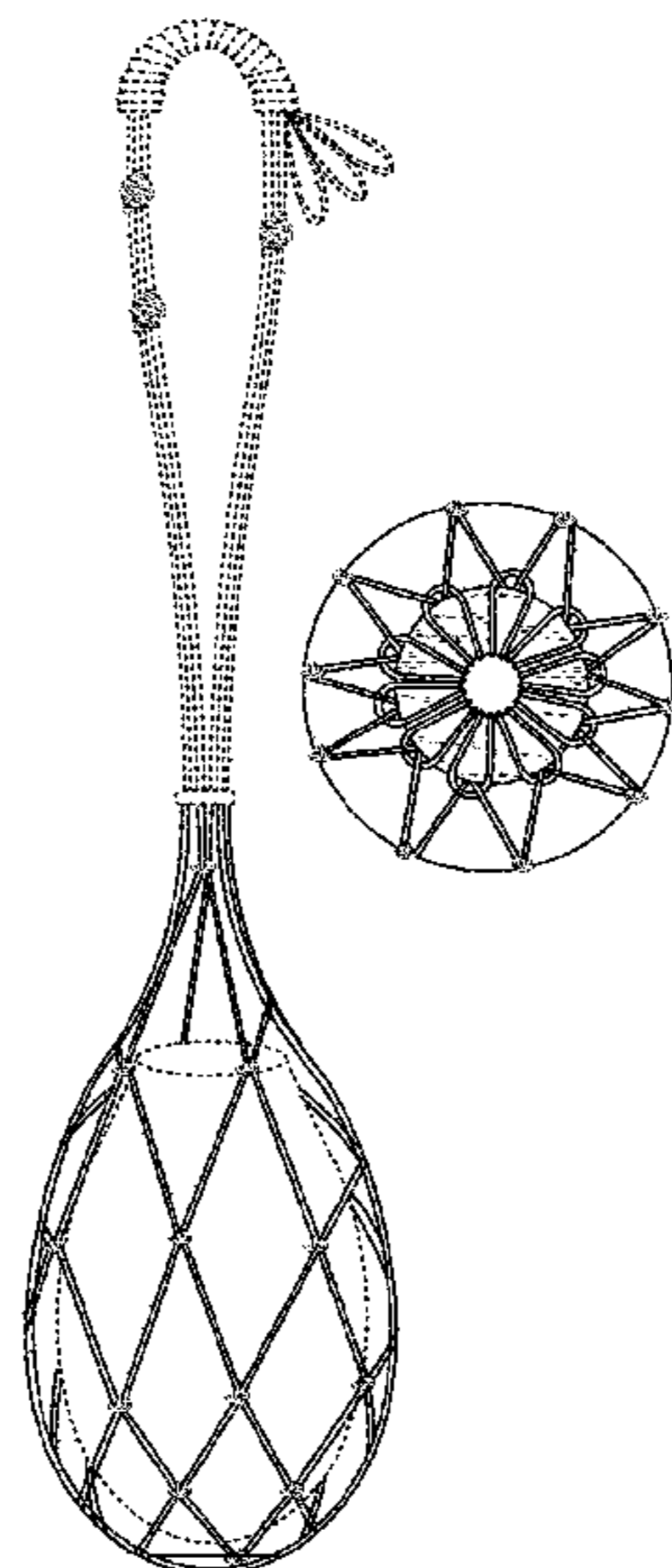
U.S. PATENT DOCUMENTS

- 582,838 A * 5/1897 Wilson D26/49
- 1,177,762 A * 4/1916 Coolbroth A42B 1/041
2/207
- 1,207,533 A * 12/1916 Gamble A45C 7/0022
150/111
- 1,564,079 A * 12/1925 Lorbiecki A45D 8/40
132/274
- 1,601,677 A * 9/1926 Cesareo F21S 13/00
362/163
- 1,681,922 A * 8/1928 Boch A45C 3/00
206/574
- 1,827,447 A * 10/1931 Wilmore A01G 23/04
294/77

FIG. 1 is a front perspective view of a first embodiment of an urn-lowering device, according to the inventor, with the rear view being a mirror image thereof;
FIG. 2 is a front perspective view of a second embodiment thereof, with the rear view being a mirror image thereof, wherein the left, right, top and bottom views are identical to those of the first embodiment;
FIG. 3 is a front perspective view of a third embodiment thereof, with the rear view being a mirror image thereof, wherein the left, right, top and bottom views are identical to those of the first embodiment;
FIG. 4 is a left view of the first embodiment;
FIG. 5 is a right view of the first embodiment;
FIG. 6 is a top view of the first embodiment; and,
FIG. 7 is a bottom view of the first embodiment.
The broken lines shown in the Figures are for environmental purposes only and form no part of the claimed invention.

(Continued)

1 Claim, 6 Drawing Sheets



(56)

References Cited

U.S. PATENT DOCUMENTS

D86,654 S * 3/1932 Mosser D2/984
 1,897,224 A * 2/1933 Andrews A01K 75/00
 43/9.95
 2,029,314 A * 2/1936 Ellis A47G 7/06
 47/41.1
 2,116,668 A * 5/1938 Cross E04F 13/04
 52/662
 D111,411 S * 9/1938 D"Addario D9/550
 2,137,701 A * 11/1938 Replogle F21S 13/12
 431/291
 D128,122 S * 7/1941 Lewis D3/244
 2,493,085 A * 1/1950 Pincus A45C 3/045
 383/127
 2,510,186 A * 6/1950 Marsico A45C 3/045
 224/235
 D161,954 S * 2/1951 Molinari 224/601
 2,682,290 A * 6/1954 Ditlea A45C 3/045
 206/8
 2,720,883 A * 10/1955 King A45D 8/40
 132/274
 3,285,694 A * 11/1966 Marchi A01M 1/2066
 422/305
 3,322,176 A * 5/1967 Geller A45C 7/0077
 383/117
 3,327,108 A * 6/1967 Press F21L 19/00
 362/161
 3,585,853 A * 6/1971 Magdalin G01N 21/91
 73/104
 4,524,408 A * 6/1985 Minera F21V 35/00
 362/163

5,222,802 A * 6/1993 Beck F21V 1/06
 206/457
 D355,298 S * 2/1995 Beger D3/244
 5,472,280 A * 12/1995 Rittmaster A45C 3/045
 150/108
 5,683,239 A * 11/1997 Cardosi F21V 35/00
 362/163
 D413,520 S * 9/1999 Comper D9/520
 6,021,900 A * 2/2000 Jordan A45C 3/04
 206/457
 6,311,334 B1 * 11/2001 Reinhardt A61F 13/08
 2/239
 D586,117 S * 2/2009 Zdeněk D3/232
 D714,545 S * 10/2014 Marek D3/232
 D719,286 S * 12/2014 Inskeep D26/49
 D768,317 S * 10/2016 Deaver D26/22
 2015/0202108 A1 7/2015 Kilian

FOREIGN PATENT DOCUMENTS

CA	2074655	A1	1/1994
CA	74272		5/1994
CM	001647124-0002		12/2009
CZ	D081660		10/2013
DE	621371	C	11/1935
EM	001647124-0001		12/2009
FR	2923378	A1	5/2009
KR	101311328	B1	9/2013
TW	M444164	U	1/2013
TW	201410226	A	3/2014
WO	2011032558	A1	3/2011

* cited by examiner

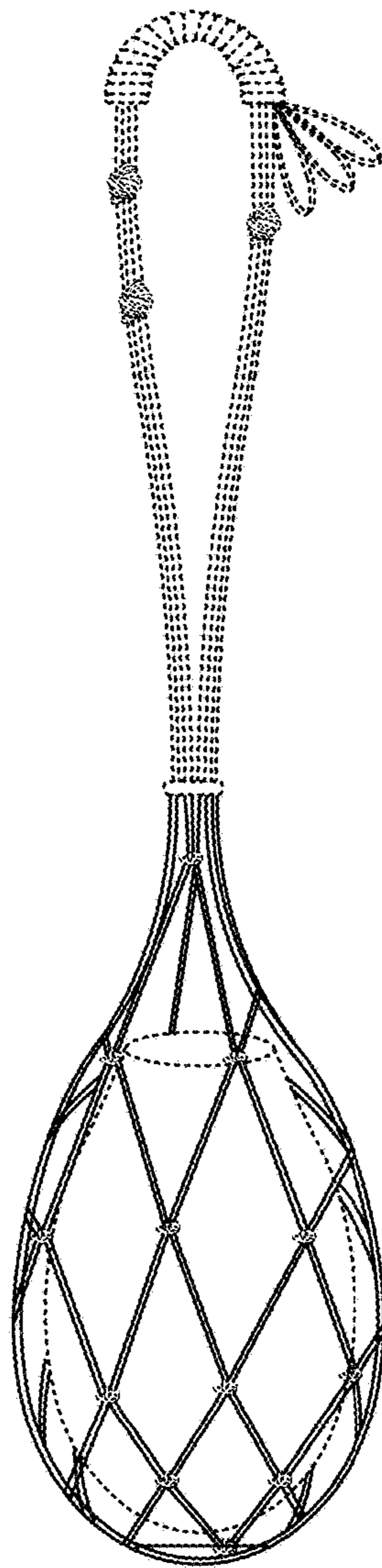


FIG. 1

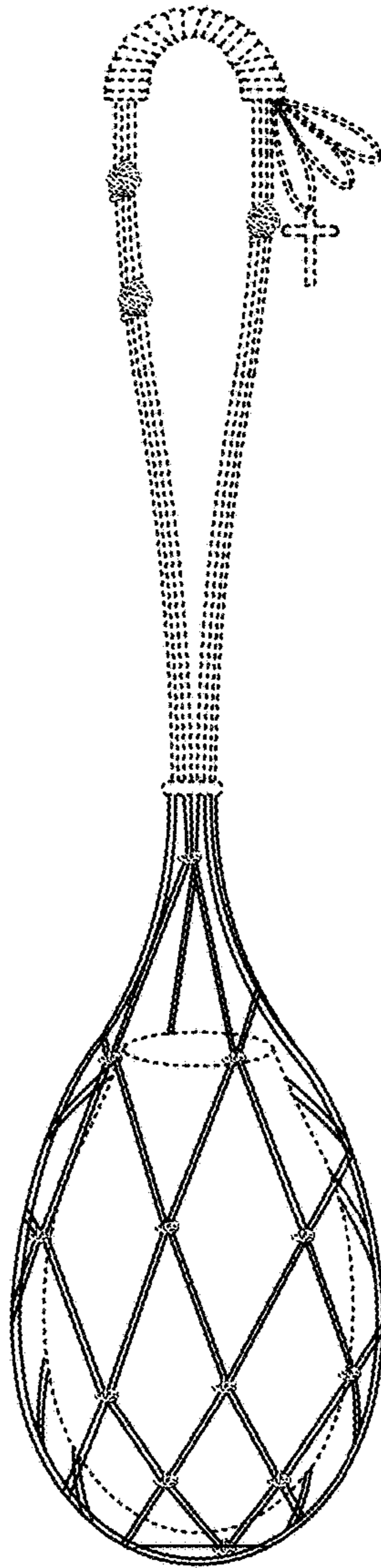


FIG. 2

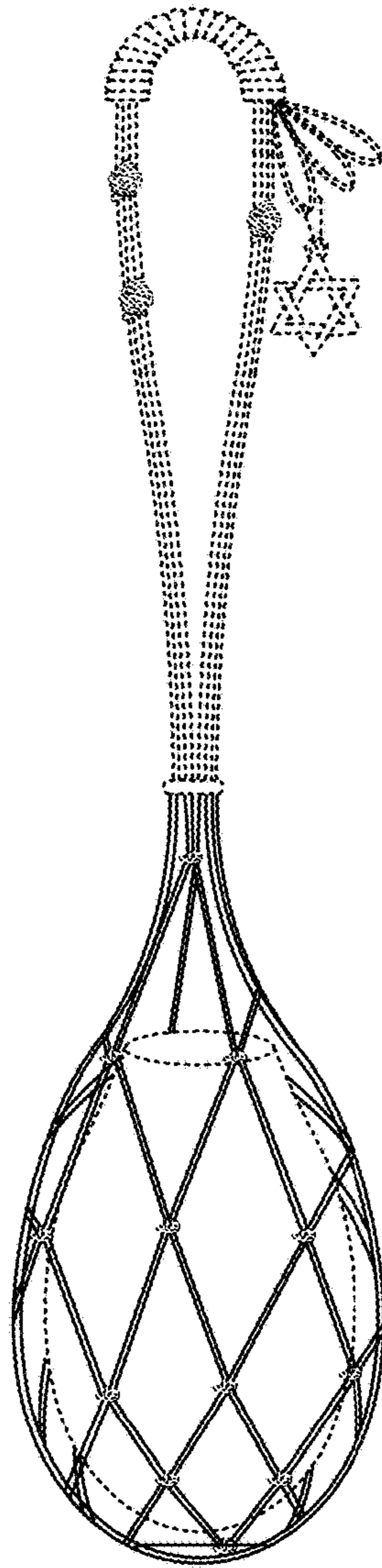


FIG. 3

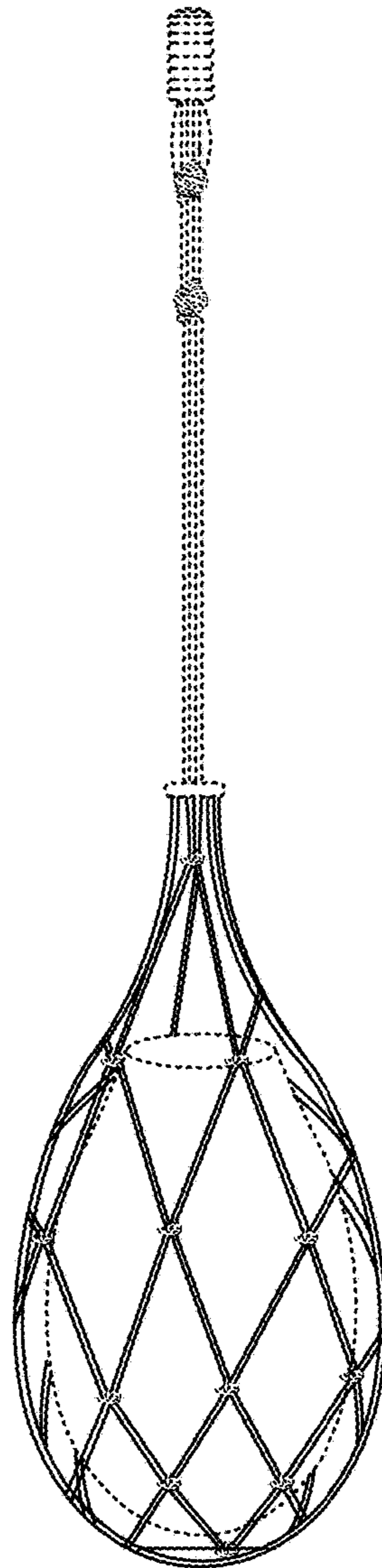


FIG. 4

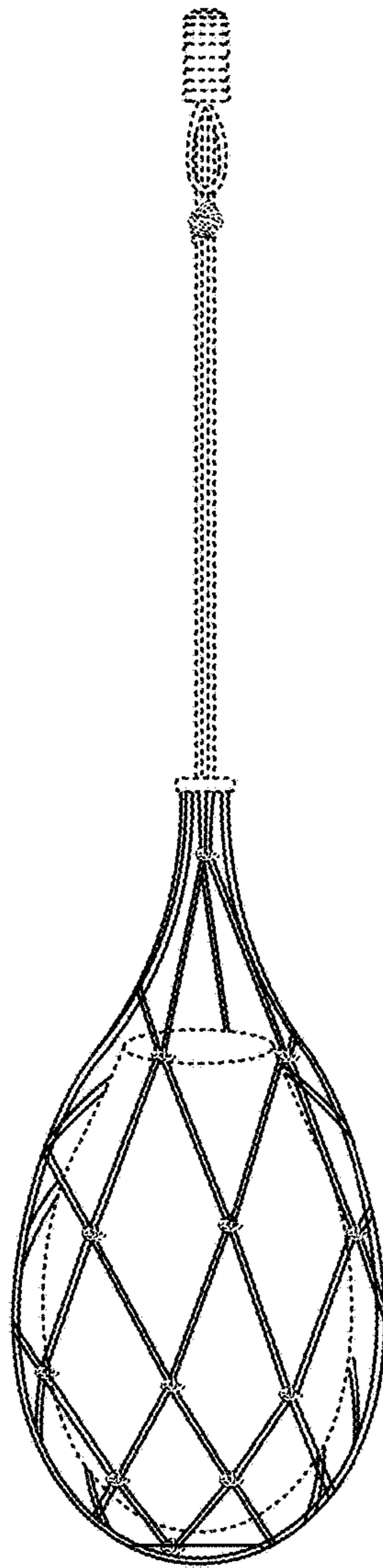


FIG. 5

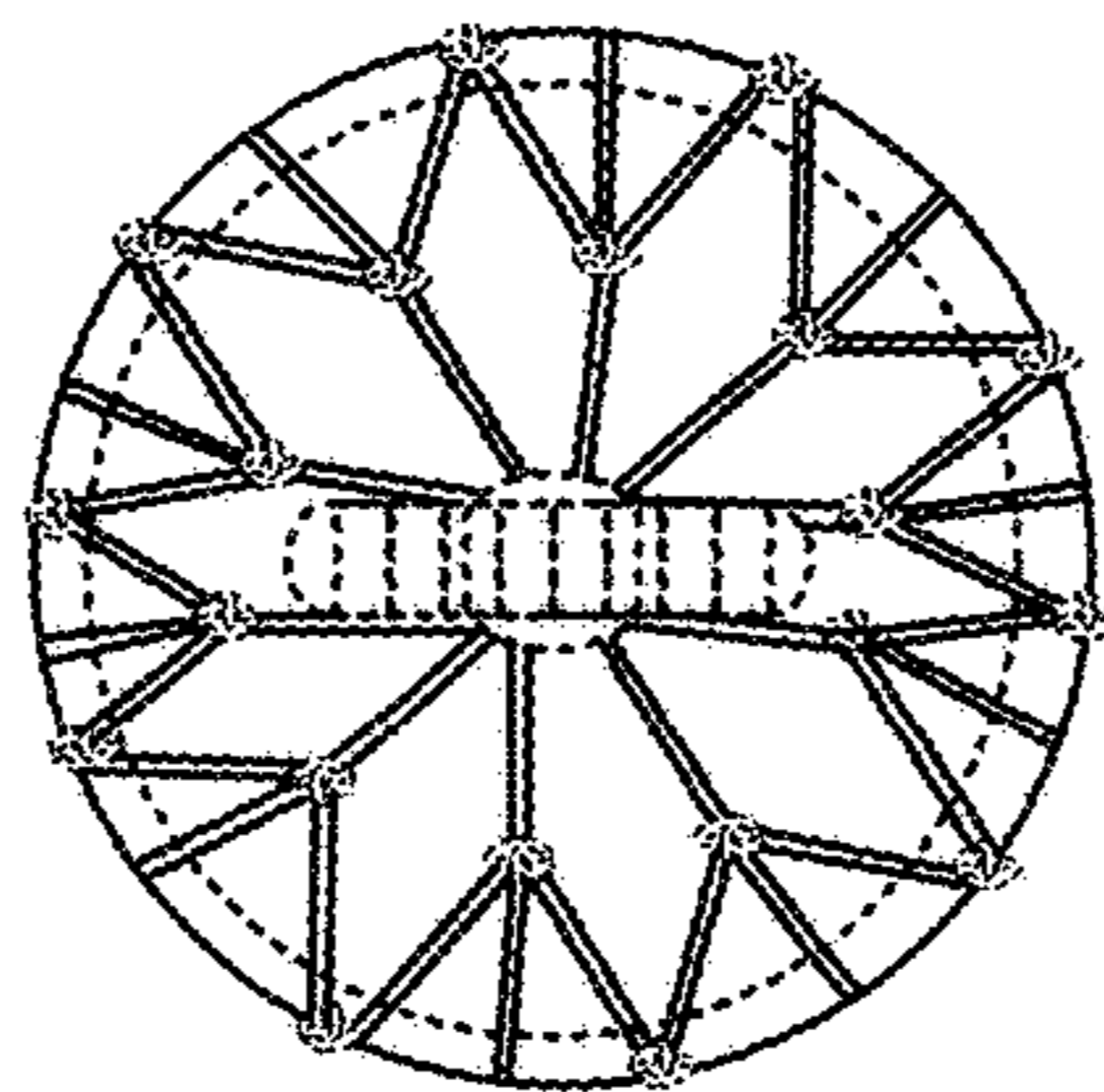


FIG. 6

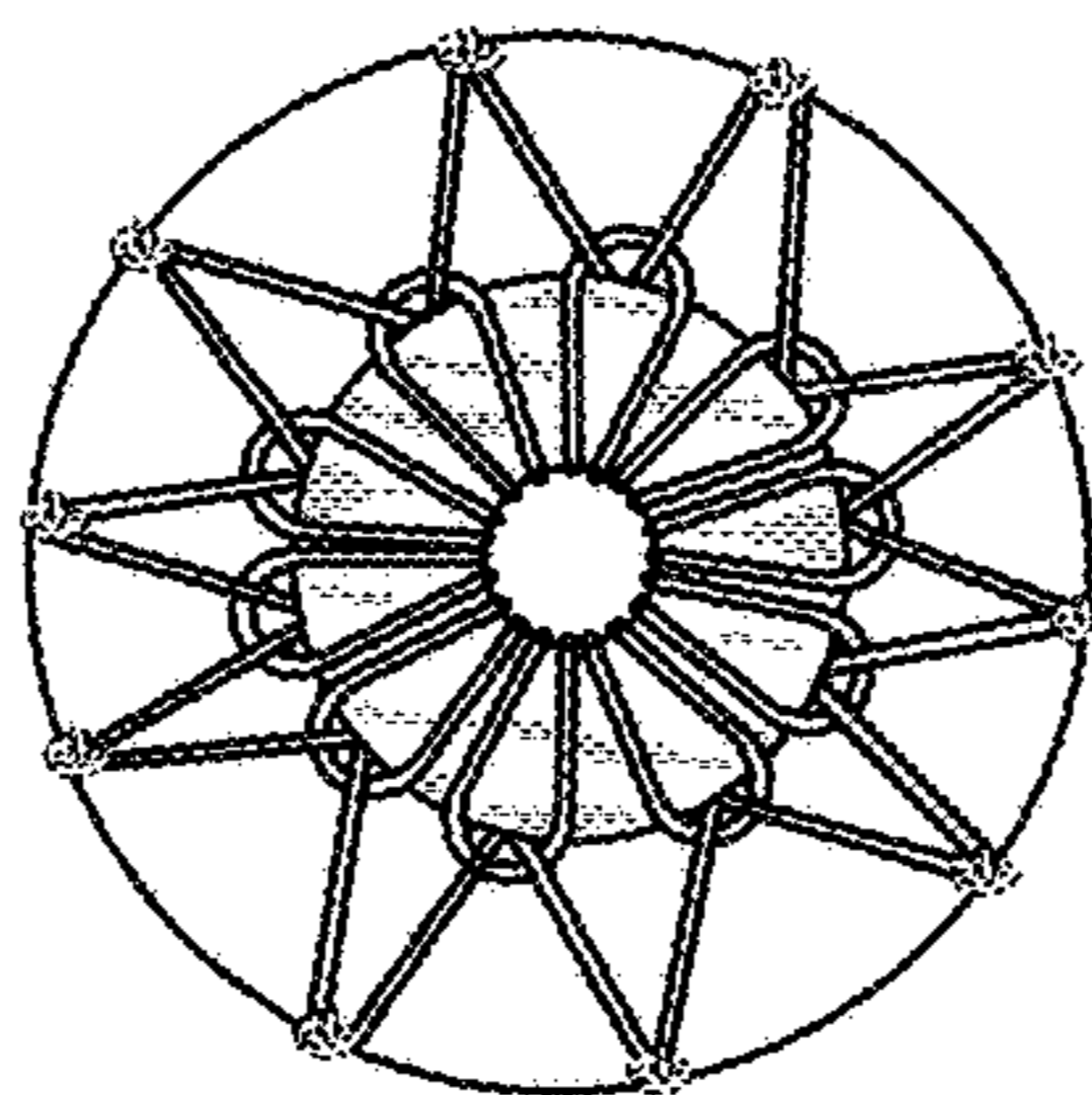


FIG. 7