



US00D855889S

(12) **United States Design Patent** (10) **Patent No.:** **US D855,889 S**
Chibas (45) **Date of Patent:** **** Aug. 6, 2019**

(54) **COMBINED COSMETIC CASE AND DISPENSER**

(71) Applicant: **Diana Dalia Chibas**, Pembroke Pines, FL (US)

(72) Inventor: **Diana Dalia Chibas**, Pembroke Pines, FL (US)

(73) Assignee: **Real Superstar Beauty, LLC**, Pembroke Pines, FL (US)

(**) Term: **15 Years**

(21) Appl. No.: **29/602,578**

(22) Filed: **May 2, 2017**

(51) **LOC (12) Cl.** **28-03**

(52) **U.S. Cl.**
USPC **D28/83**

(58) **Field of Classification Search**
USPC D28/76-87; D3/200, 203.1, 203.2, 203.3;
D9/414, 420, 424, 426, 428, 434, 499,
D9/600; D27/186, 191
CPC .. A45D 40/00; A45D 40/02-10; A45D 40/18;
A45D 40/24; A45D 40/26; A45D 40/262;
A45D 33/00; A45D 33/14; A45D 33/001;
A45D 33/003; A45D 33/005; A45D
33/28; A45D 34/06; A45D 42/02
See application file for complete search history.

(56) **References Cited**

U.S. PATENT DOCUMENTS

2,497,314	A *	2/1950	Libson	A45D 40/24 132/314
D225,478	S *	12/1972	Wyse	D19/85
4,666,043	A *	5/1987	Tahara	A45D 40/10 132/318
4,858,765	A *	8/1989	Nakamura	A45D 40/22 206/581

D305,946	S *	2/1990	Cassai	D28/77
D307,809	S *	5/1990	Cassai	D28/77
D307,951	S *	5/1990	Cassai	D28/77
D394,386	S *	5/1998	Fischer	D9/431
D538,643	S *	3/2007	Babbino	D9/430
D683,212	S *	5/2013	Kolton	D9/430
D719,441	S *	12/2014	Matloff	D9/430
8,967,382	B2 *	3/2015	Liu	A24F 15/18 206/236
D756,036	S *	5/2016	Heilman	D28/76
D819,440	S *	6/2018	Cunningham	D9/420
D820,673	S *	6/2018	Augustyniak	D9/423
2010/0307520	A1 *	12/2010	Dahle	A45D 40/18 132/200

* cited by examiner

Primary Examiner — Jennifer Rivard

Assistant Examiner — Alison M Ofstun

(74) *Attorney, Agent, or Firm* — Johnson | Dalal; Marc C. Johnson

(57) **CLAIM**


The ornamental design for a combined cosmetic case and dispenser, as shown and described.

DESCRIPTION

FIG. 1 is a front elevational view of a combined cosmetic case and dispenser in accordance with the present invention; FIG. 2 is a left side elevational view thereof; FIG. 3 is a rear side view thereof; FIG. 4 is a top plan view thereof; FIG. 5 is a bottom plan view thereof; FIG. 6 is a perspective view thereof; and, FIG. 7 is a right side elevational view thereof.

The broken lines shown in the drawings depict portions of the combined cosmetic case and dispenser which form no part of the claimed design. The broken lines include component section joints, a hinge, and cosmetic indicators.

1 Claim, 7 Drawing Sheets






FIG. 1




FIG. 2




FIG. 3

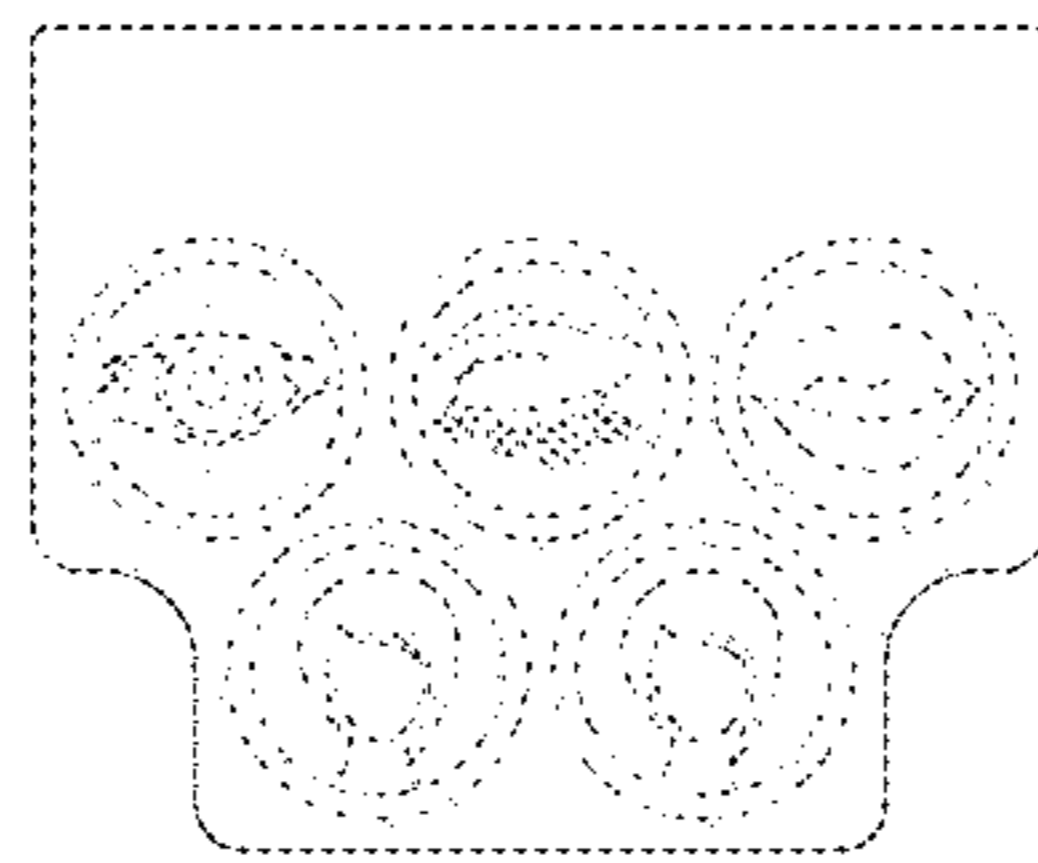


FIG. 4

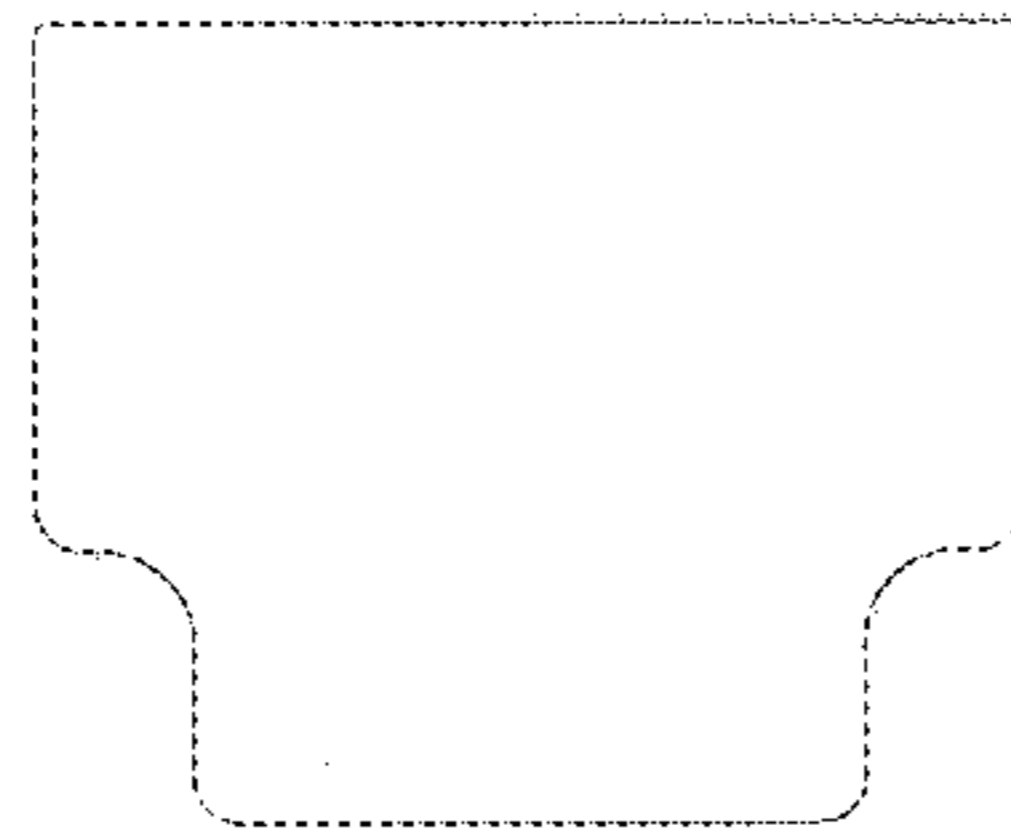


FIG. 5




FIG. 6




FIG. 7