



US00D855876S

(12) **United States Design Patent** (10) **Patent No.:** **US D855,876 S**
Martin (45) **Date of Patent:** **** Aug. 6, 2019**

(54) **LIGHTER**
(71) Applicant: **ST DUPONT**, Paris (FR)
(72) Inventor: **Stéphane Martin**, Paris (FR)
(**) Term: **15 Years**
(21) Appl. No.: **35/504,788**
(22) Filed: **Feb. 26, 2018**

D364,245 S * 11/1995 Anderson D27/141
D413,180 S * 8/1999 Maruyama D27/141
D447,275 S * 8/2001 Coquerel D27/158
D493,912 S * 8/2004 Wong D27/141
D617,042 S * 6/2010 Wong D27/139
D733,961 S * 7/2015 Wu D27/189
D760,428 S * 6/2016 Rahbar D27/141
D770,677 S * 11/2016 Van Keppel D27/141
D807,575 S * 1/2018 Luo D27/141
D809,706 S * 2/2018 Martin D27/141
D833,671 S * 11/2018 Stephane D27/141

* cited by examiner

(80) **Hague Agreement Data**

Int. Filing Date: **Feb. 26, 2018**
Int. Reg. No.: **DM/100501**
Int. Reg. Date: **Feb. 26, 2018**
Int. Reg. Pub. Date: **Apr. 20, 2018**

Primary Examiner — Khawaja Anwar

(51) **LOC (12) Cl.** **27-05**

(57) **CLAIM**

The ornamental design for a lighter, as shown and described.

(52) **U.S. Cl.**
USPC **D27/141**

DESCRIPTION

(58) **Field of Classification Search**
USPC D27/141, 144, 154–155, 159, 161, 162,
D27/164, 167, 172–193, 194
CPC A24F 47/00; A24F 47/008; H05B 3/03;
A61M 16/108; A61M 16/10
See application file for complete search history.

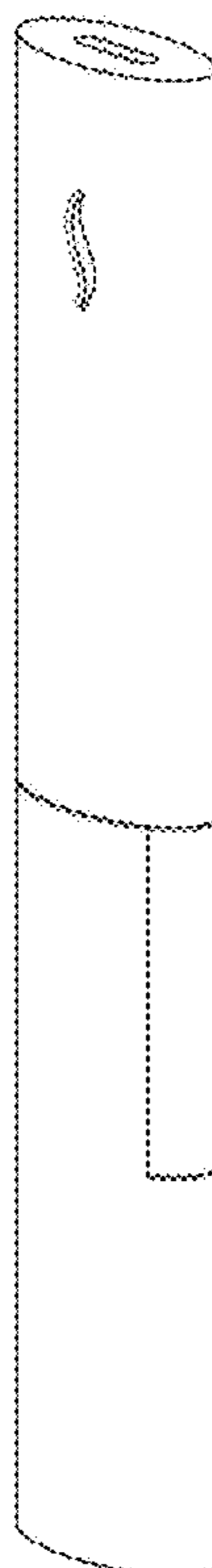
1. Lighter
FIG. 1.1 is a bottom plan view of a lighter, showing our new design;
FIG. 1.2 is a top plan view thereof;
FIG. 1.3 is a perspective view thereof;
FIG. 1.4 is a front elevation view thereof;
FIG. 1.5 is a right side view thereof;
FIG. 1.6 is a left side view thereof; and
FIG. 1.7 is a rear elevation view thereof.

(56) **References Cited**


U.S. PATENT DOCUMENTS

D284,113 S * 6/1986 Wassmann D27/159
D360,281 S * 7/1995 Kim D27/141

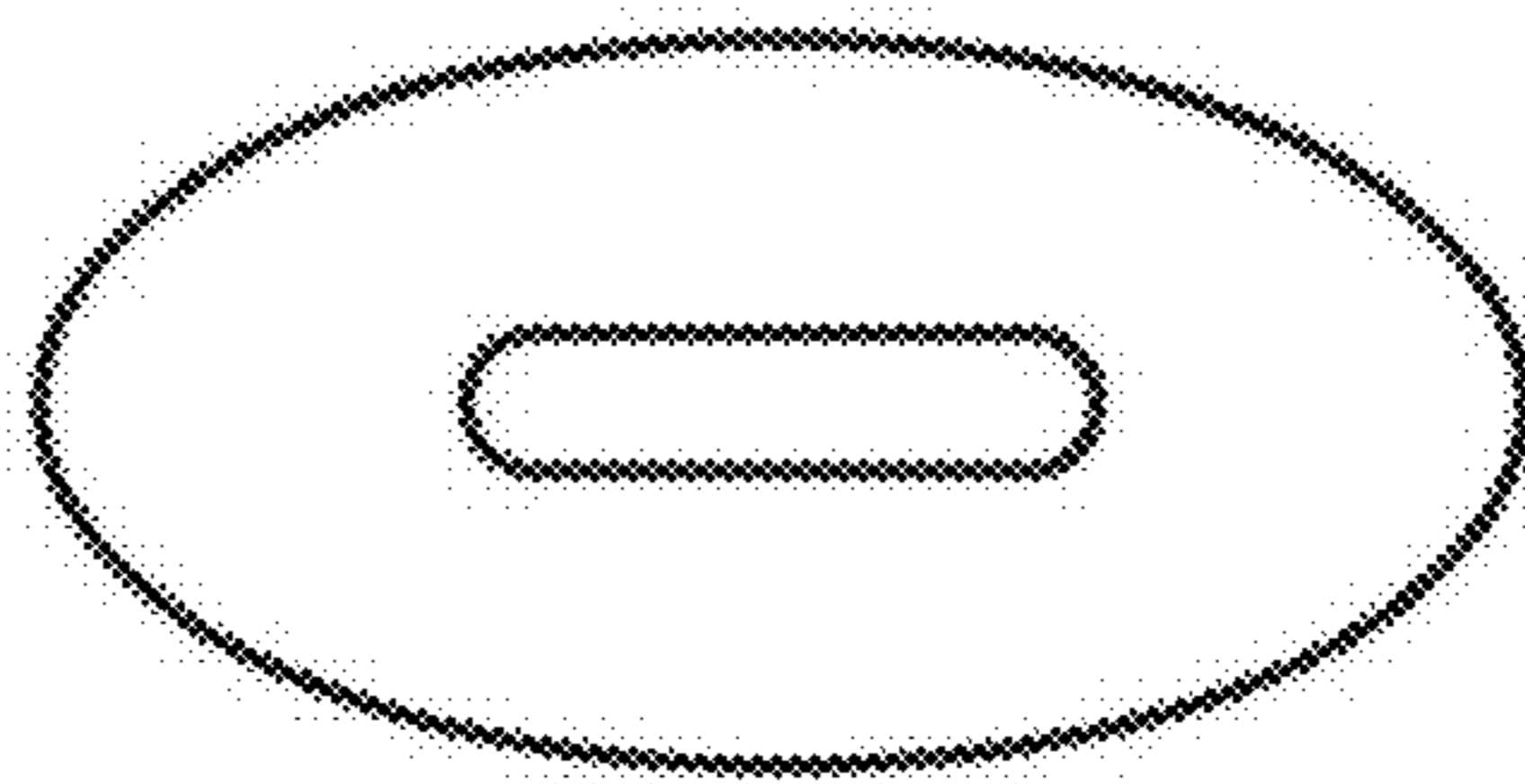
1 Claim, 7 Drawing Sheets



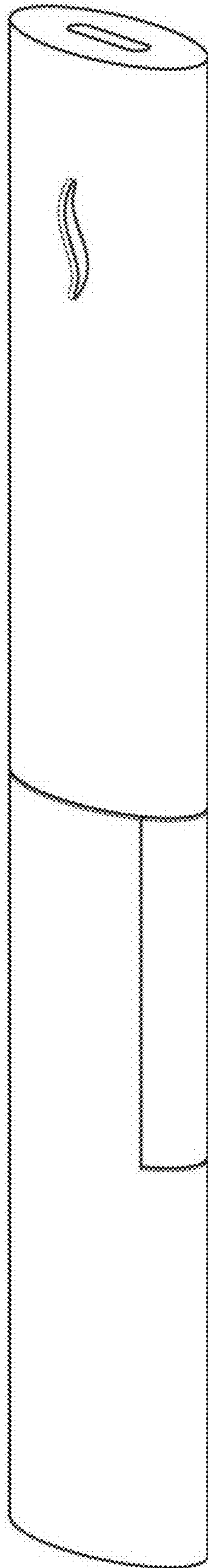
1.1



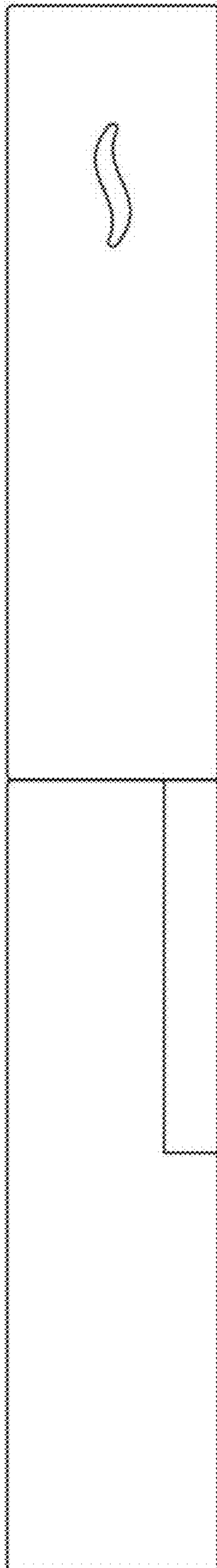
1.2



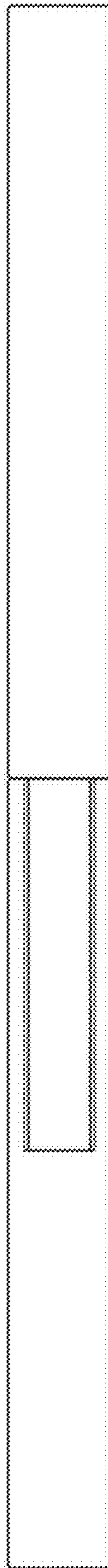
1.3



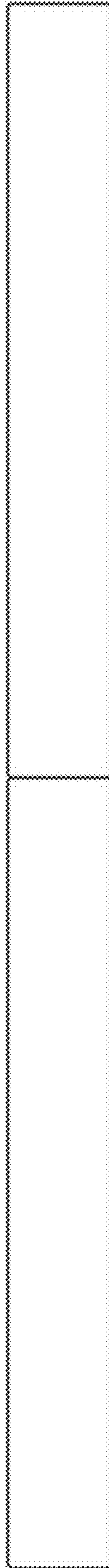
1.4



1.5



1.6



1.7

