



US00D855843S

(12) **United States Design Patent** (10) **Patent No.:** **US D855,843 S**  
**Von Holzhausen et al.** (45) **Date of Patent:** **\*\* Aug. 6, 2019**

(54) **TAIL LIGHT**  
(71) Applicant: **Tesla, Inc.**, Palo Alto, CA (US)  
(72) Inventors: **Franz Von Holzhausen**, Malibu, CA (US); **David Tadashi Imai**, Los Angeles, CA (US); **Randy Rodriguez**, Torrance, CA (US)  
(73) Assignee: **Tesla, Inc.**, Palo Alto, CA (US)  
(\*\*) Term: **15 Years**  
(21) Appl. No.: **29/619,052**  
(22) Filed: **Sep. 26, 2017**  
(51) **LOC (12) Cl.** ..... **26-07**  
(52) **U.S. Cl.**  
USPC ..... **D26/28**  
(58) **Field of Classification Search**  
USPC ..... D7/340, 402, 405, 406, 511; D8/316, D8/317, 319; D12/86, 90-92, 114, 163, D12/169, 171-173, 181, 190, 196, 197, D12/199, 400; D15/79-91; D17/1, 222; D26/28-36; D32/3  
CPC .. B62J 6/02; B62J 6/00; B60Q 3/0279; B60Q 3/104; B60Q 3/10408; B60Q 3/10466; B60Q 3/12653; B60Q 3/128; F21S 48/00; F21S 48/10; F21S 48/115; F21S 48/225; F21S 48/1233; F21S 48/1266; F21S 48/1388; F21S 48/2268; F21V 21/04  
See application file for complete search history.

D593,799 S \* 6/2009 Cruver, IV ..... D7/402  
D637,746 S \* 5/2011 Kong ..... D26/28  
D684,711 S \* 6/2013 Chen ..... D26/28  
D711,025 S \* 8/2014 Gueler ..... D26/28  
D722,712 S \* 2/2015 Dubosc ..... D26/28  
D743,588 S \* 11/2015 Wolff ..... D26/28  
D747,016 S \* 1/2016 George ..... D26/28  
D748,166 S \* 1/2016 Jeon ..... D15/89  
D749,901 S \* 2/2016 Shin ..... D7/402  
D757,129 S \* 5/2016 Ogg ..... D15/89  
D780,961 S \* 3/2017 Curic ..... D26/28  
D791,375 S \* 7/2017 Lichte ..... D26/28  
D802,183 S \* 11/2017 Leutiger ..... D26/28  
D805,832 S \* 12/2017 Kim ..... D7/340  
D815,765 S \* 4/2018 Jacobsthal ..... D26/28  
D837,422 S \* 1/2019 Yamashita ..... D26/28

\* cited by examiner

*Primary Examiner* — Philip S Hyder  
*Assistant Examiner* — Cary M Robinson  
(74) *Attorney, Agent, or Firm* — Haynes and Boone, LLP

(57) **CLAIM**

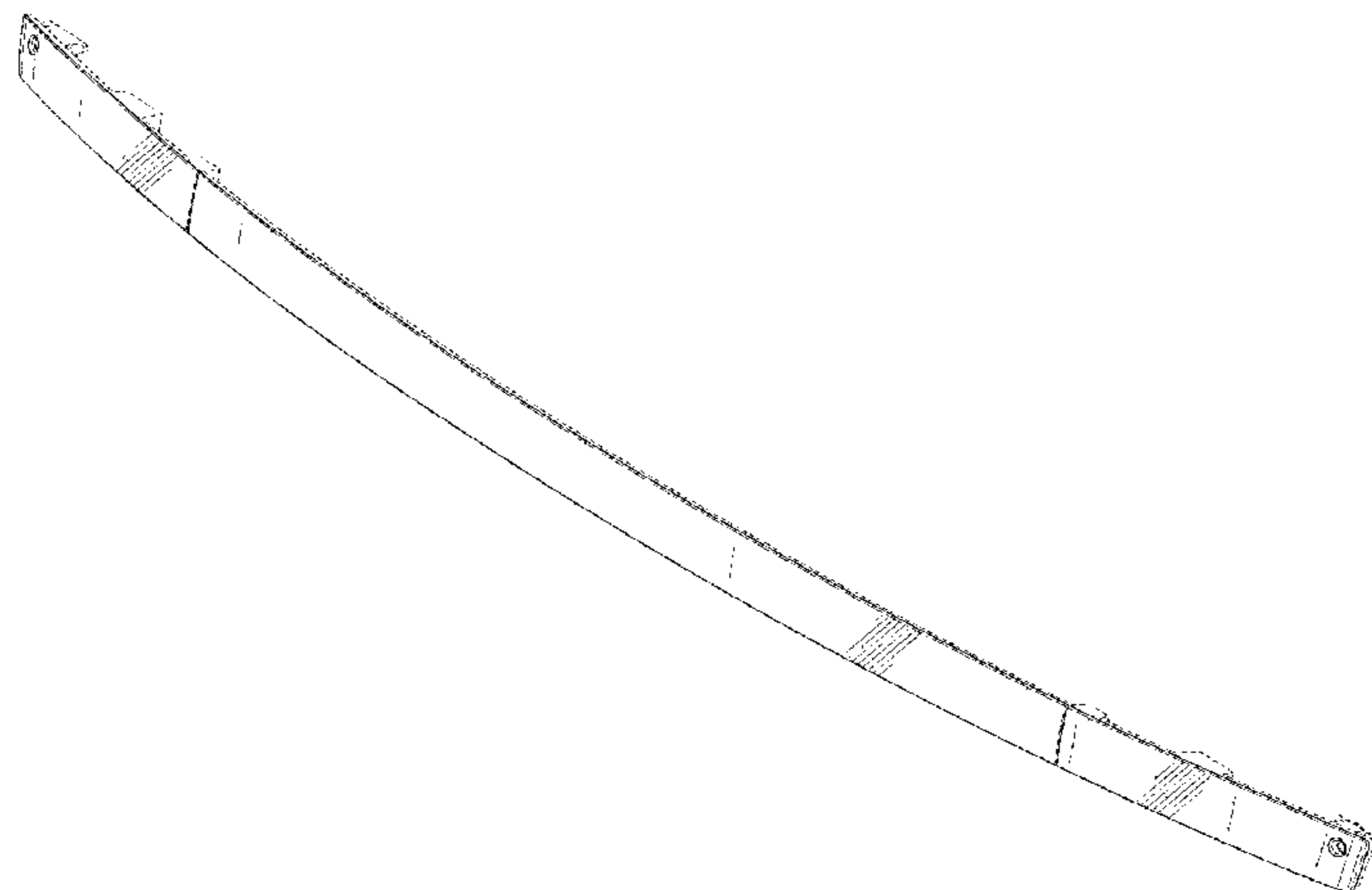
The ornamental design for a tail light, as shown and described.

**DESCRIPTION**

FIG. 1 is a perspective view of a tail light.  
FIG. 2 is a front view of the tail light of FIG. 1.  
FIG. 3 is a rear view of the tail light of FIG. 1.  
FIG. 4 is a right-side view of the tail light of FIG. 1.  
FIG. 5 is a top view of the tail light of FIG. 1.  
FIG. 6 is a left-side view of the tail light of FIG. 1.  
FIG. 7 is a bottom view of the tail light of FIG. 1; and,  
FIG. 8 is a view of the tail light of FIG. 1 sitting within a semi-truck cab; details of the semi-truck cab form no part of the claimed design.  
The items shown with broken lines form no part of the claimed design.

**1 Claim, 5 Drawing Sheets**

(56) **References Cited**  
U.S. PATENT DOCUMENTS  
D229,291 S \* 11/1973 Frawley ..... D8/316  
D379,734 S \* 6/1997 Baldwin ..... D7/405  
D424,873 S \* 5/2000 Holbrook ..... D7/402  
D520,657 S \* 5/2006 Hoshikawa ..... D26/31  
D537,849 S \* 3/2007 Wong ..... D15/89



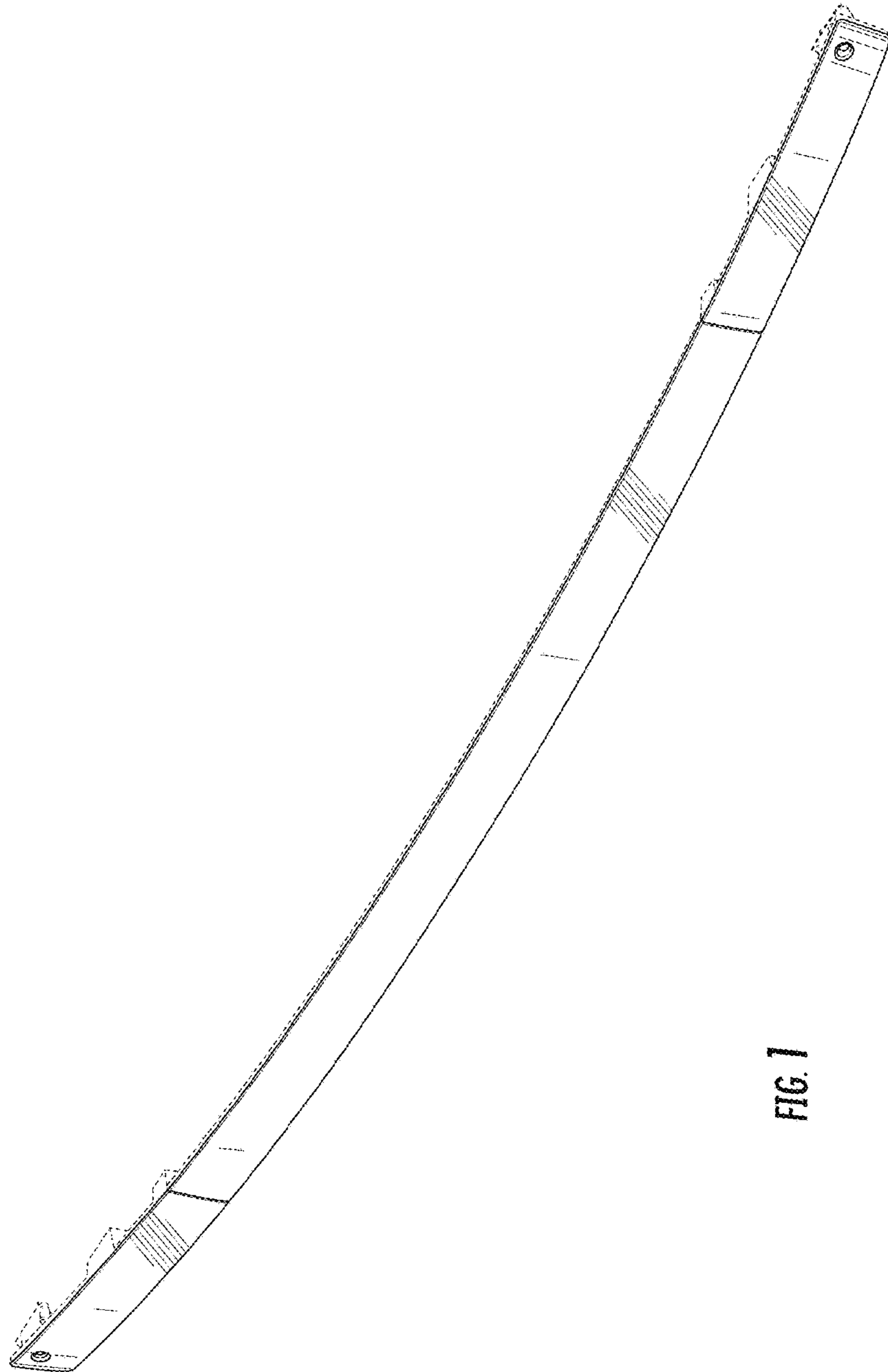


FIG. 1



FIG. 2




FIG. 3



FIG. 4



FIG. 5



FIG. 6




FIG. 7

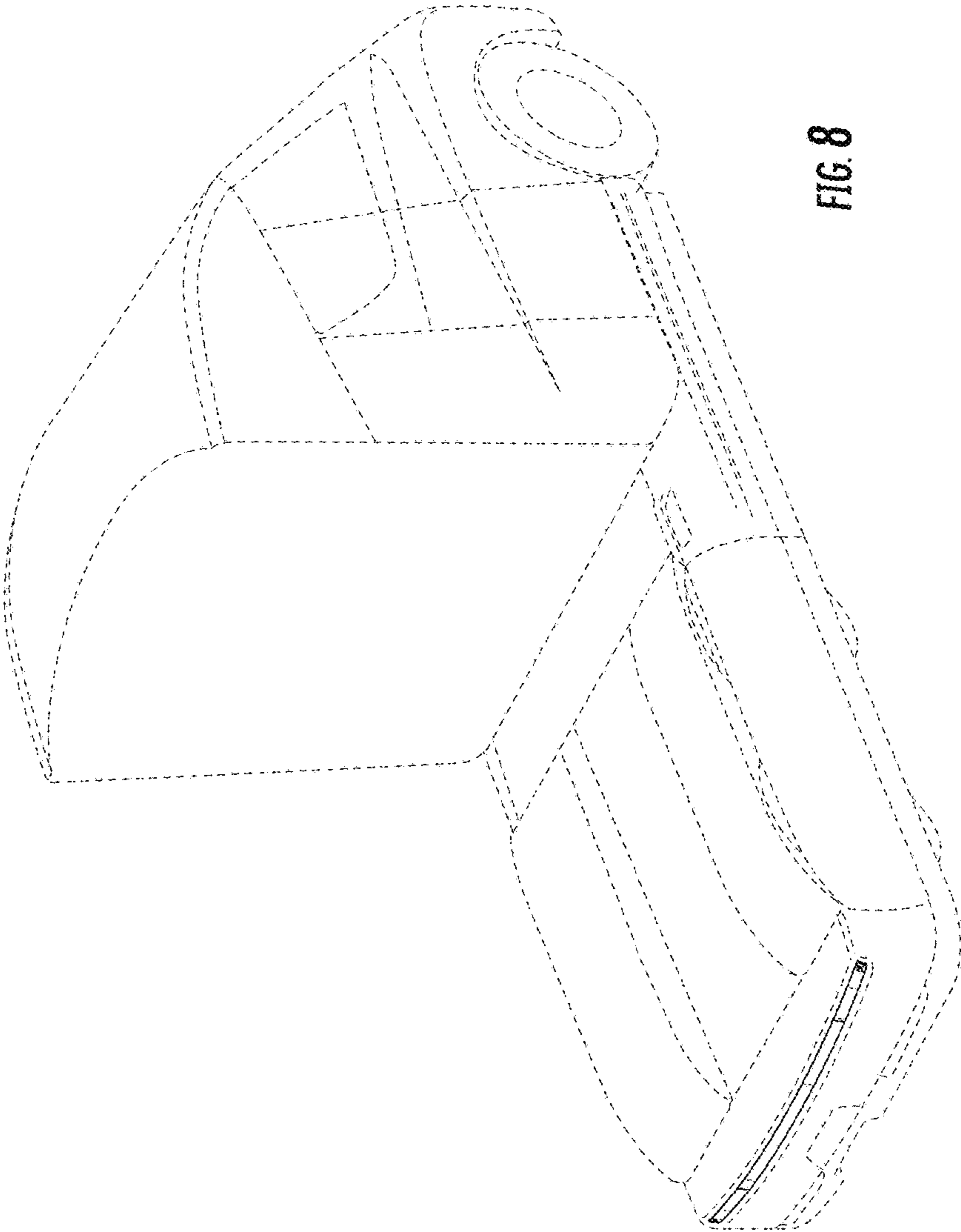


FIG. 8