



US00D855830S

(12) **United States Design Patent** (10) **Patent No.:** **US D855,830 S**
Greene (45) **Date of Patent:** **** *Aug. 6, 2019**

(54) **INSERT FOR A DOOR SEAL ASSEMBLY**

(71) Applicant: **Jacobs & Thompson Inc.**, Toronto (CA)

(72) Inventor: **Robert Greene**, Barrie (CA)

(73) Assignee: **Jacobs & Thompson Inc.**, Toronto (CA)

2,949,651 A * 8/1960 Hill E06B 7/2316
15/250.41
3,079,652 A * 3/1963 Wahlfeld E06B 1/70
49/469
3,273,287 A * 9/1966 Pease, Jr. E06B 1/70
49/468
3,360,887 A * 1/1968 Parks E06B 7/2309
428/166
3,681,887 A * 8/1972 Loew B60R 13/04
52/716.6

(Continued)

(*) Notice: This patent is subject to a terminal disclaimer.

(**) Term: **15 Years**

(21) Appl. No.: **29/596,459**

(22) Filed: **Mar. 8, 2017**

(51) **LOC (12) Cl.** **25-01**

(52) **U.S. Cl.**
USPC **D25/48.2**

(58) **Field of Classification Search**
USPC D25/48.2
CPC E06B 7/18; E06B 7/22; E06B 7/26; E06B 7/231; E06B 7/2305; E06B 7/2309; E06B 7/2312; E06B 7/2314; E06B 7/2316; E06B 3/28; E06B 1/70; A62C 3/14; B60J 10/16; B60J 10/86; B60J 10/235
See application file for complete search history.

(56) **References Cited**

U.S. PATENT DOCUMENTS

1,991,776 A * 2/1935 Gail E06B 7/2309
49/493.1
2,417,470 A * 3/1947 Czerwicznik E06B 7/18
49/480.1
2,657,438 A * 11/1953 Spraragen E06B 7/2309
49/492.1
2,739,358 A * 3/1956 Kunkel E06B 7/2312
293/121
2,858,583 A * 11/1958 McEvoy E06B 7/2316
49/469

https://hw.menardc.com/main/items/media/WJDEN001/Prod_Tech_Spec/WJDBrochure4_2015.pdf Last modified Dec. 3, 2015 (Year: 2015).*

(Continued)

Primary Examiner — Susan Bennett Hattan
Assistant Examiner — Leanne Was-Englehart
(74) *Attorney, Agent, or Firm* — Millman IP Inc.

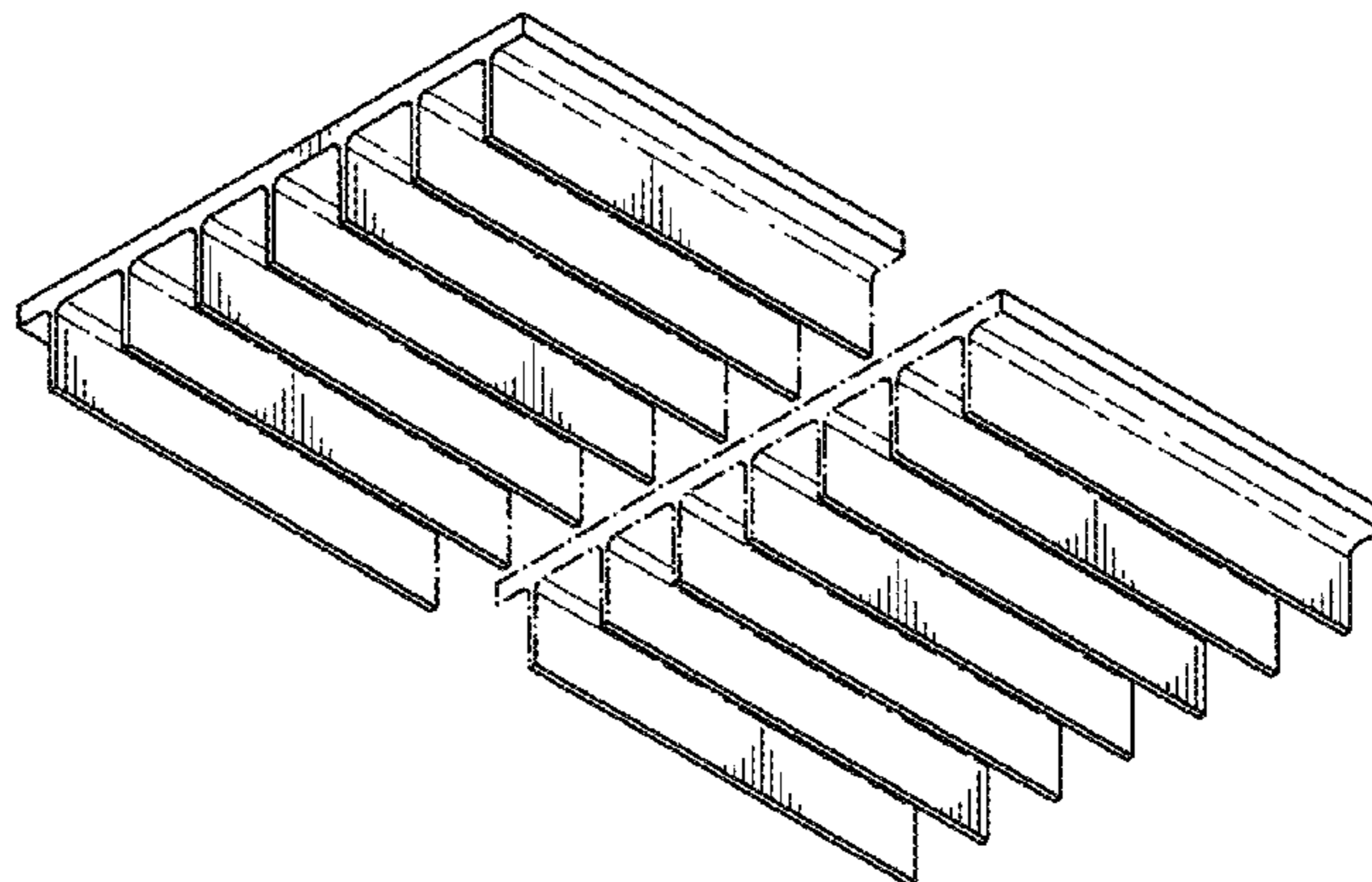
(57) **CLAIM**

The design for an insert for a door seal assembly, as shown and described.

DESCRIPTION

FIG. 1 is a perspective view from below, to the front and to one side of the new design for an insert for a door seal assembly;
FIG. 2 is a front view thereof, with a rear view being identical thereto;
FIG. 3 is a left side view thereof, with a right side view being identical thereto;
FIG. 4 is a top view thereof; and,
FIG. 5 is a bottom view thereof.
In the drawings, the broken lines depict environmental subject matter only and form no part of the claimed design, and the break lines depict the bounds of the Claim. The area between the break lines forms no part of the claimed design.

1 Claim, 2 Drawing Sheets



(56)

References Cited

U.S. PATENT DOCUMENTS

3,690,037 A * 9/1972 Kempel E06B 1/70
16/242
4,006,562 A * 2/1977 Belanger E06B 7/2312
49/380
4,104,830 A * 8/1978 Eagle E06B 1/70
49/468
D255,903 S * 7/1980 Cable 72/428
D269,910 S * 7/1983 Johansson D25/124
4,399,640 A * 8/1983 Porter E06B 3/28
160/368.1
4,527,807 A * 7/1985 Urbanick E06B 7/2312
277/642
4,565,033 A * 1/1986 Tinfow E06B 1/70
49/468
4,860,495 A * 8/1989 Kessler E06B 7/2309
49/489.1
5,007,203 A 4/1991 Katrynuik
5,056,263 A * 10/1991 Bies E06B 7/2312
49/470
5,174,065 A * 12/1992 Schlicht E06B 7/2312
49/470
5,189,840 A * 3/1993 Yanagizawa E06B 7/22
49/377
5,214,880 A * 6/1993 Woodruff E06B 3/88
49/470
5,943,825 A * 8/1999 Procton E06B 1/70
49/469
6,367,201 B1 * 4/2002 Massey E06B 1/70
49/467
6,374,545 B1 * 4/2002 Baczuk E06B 7/23
49/470
6,478,308 B1 11/2002 McMillin et al.
D533,283 S * 12/2006 Holztrager D25/123
D554,774 S * 11/2007 Antonic D25/119
D623,768 S * 9/2010 Antonic D25/121

7,788,863 B2 * 9/2010 Pepper E06B 3/365
49/467
7,900,294 B2 * 3/2011 Luxton A47K 3/281
14/69.5
D672,473 S * 12/2012 Chapman D25/48.2
8,726,575 B1 * 5/2014 Vulpitta E06B 7/22
49/470
D713,976 S * 9/2014 Van Camp D25/124
8,875,443 B2 * 11/2014 Siegel B60R 13/08
296/165
8,984,813 B2 * 3/2015 Vulpitta E06B 7/22
49/470
D745,189 S * 12/2015 Stoesser D25/125
D775,366 S * 12/2016 Mitchell D25/48.2
D775,367 S * 12/2016 Mitchell D25/48.2
D775,368 S * 12/2016 Jaskiewicz D25/48.2
9,562,387 B2 * 2/2017 Meeks E06B 7/2305
D786,450 S * 5/2017 Schoonover D12/106
2005/0086868 A1 * 4/2005 Santelli, Jr. E06B 7/2305
49/499.1
2007/0261312 A1 * 11/2007 Kuppler A62C 3/14
49/470
2012/0079771 A1 * 4/2012 Meulemans E06B 7/2305
49/484.1
2016/0145931 A1 * 5/2016 Meeks E06B 1/70
49/468
2016/0340968 A1 * 11/2016 Mitchell E06B 7/18

OTHER PUBLICATIONS

<https://diy.stackexchange.com/questions/1513/how-do-i-replace-weather-strips-on-our-outside-doors> Posted Sep. 1, 2010 (Year: 2010).*
<https://www.tmhardware.com/Fingered-Vinyl-Insert-Repalcement-for-Pemko-Door-Sweep-209.html> Available Sep. 28, 2015 (Year: 2015).*

* cited by examiner

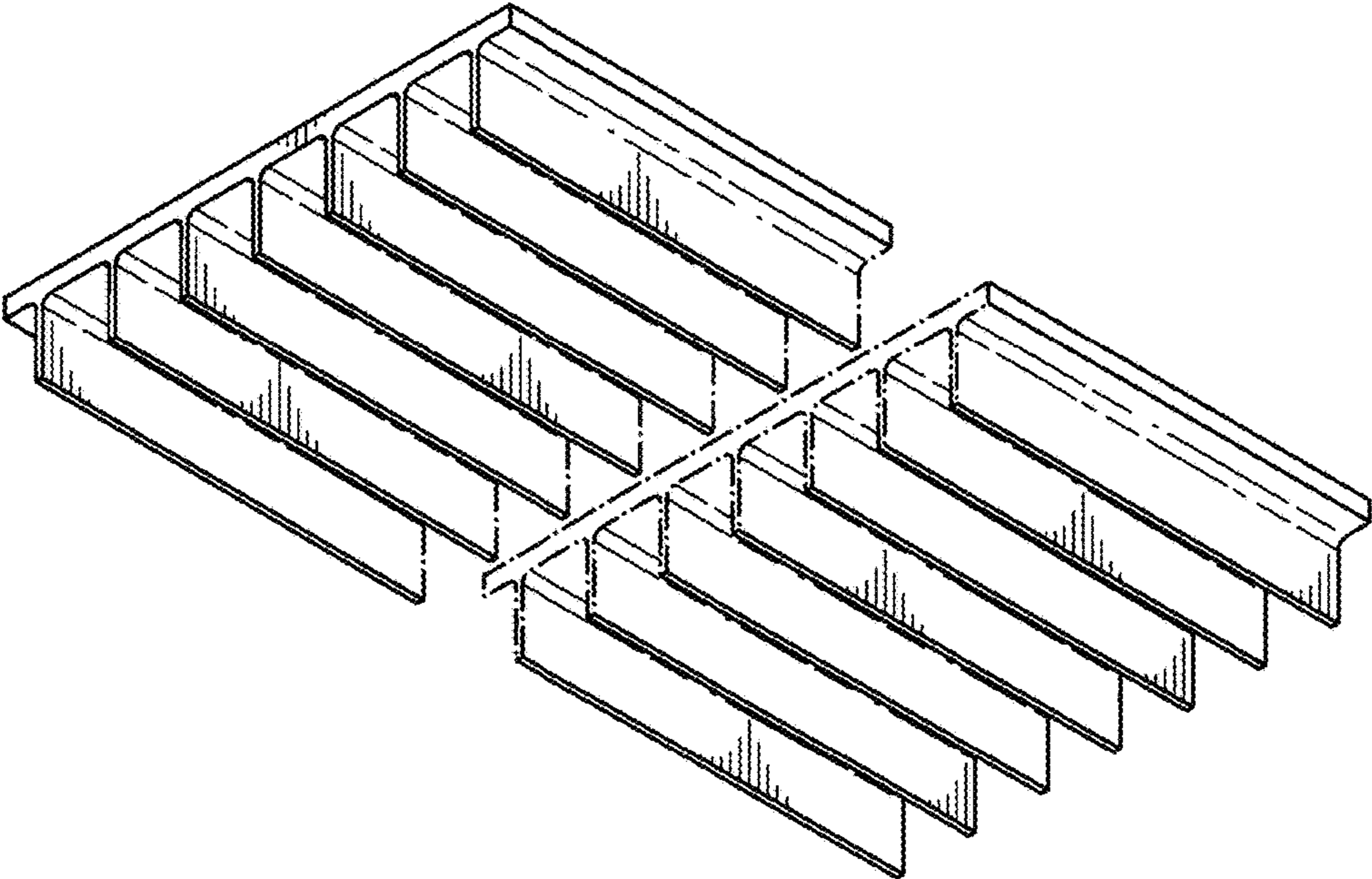


FIG. 1

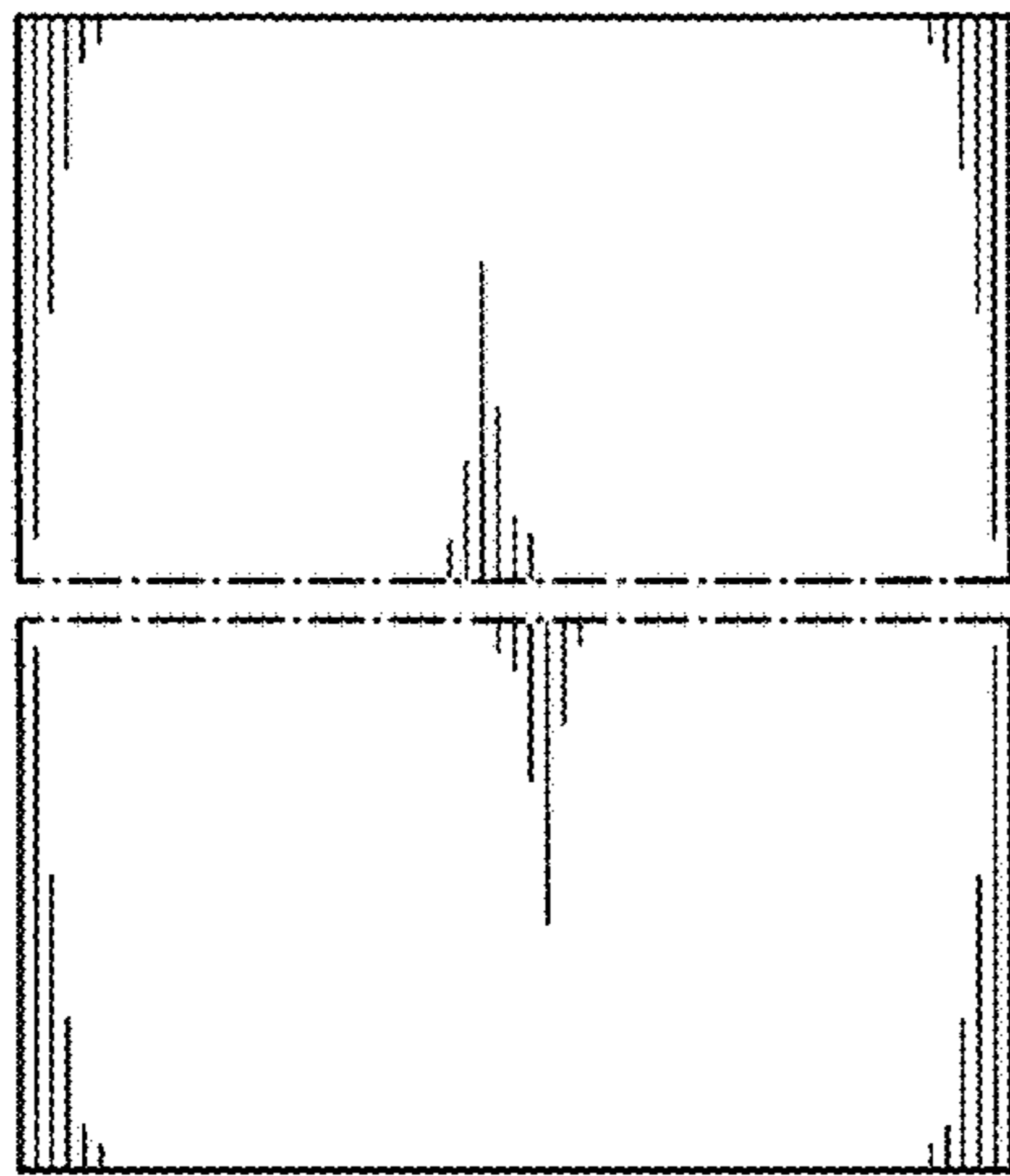


FIG. 4

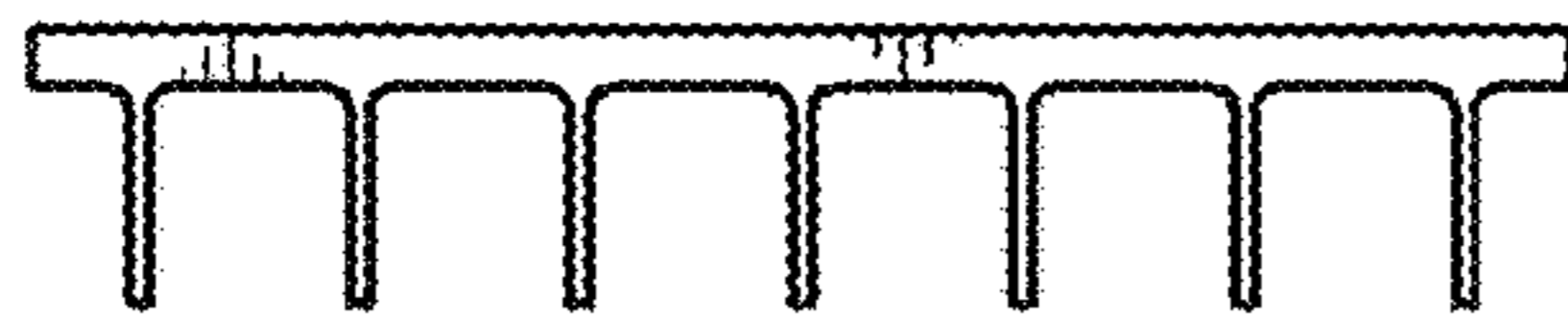


FIG. 2

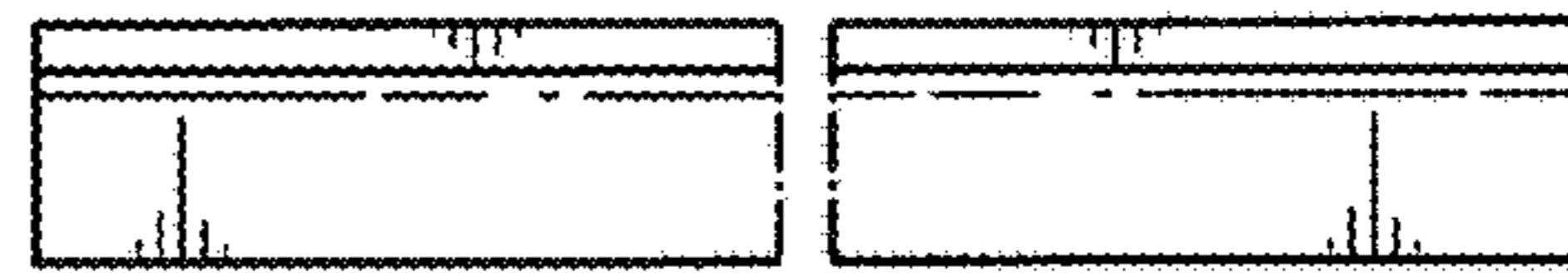


FIG. 3

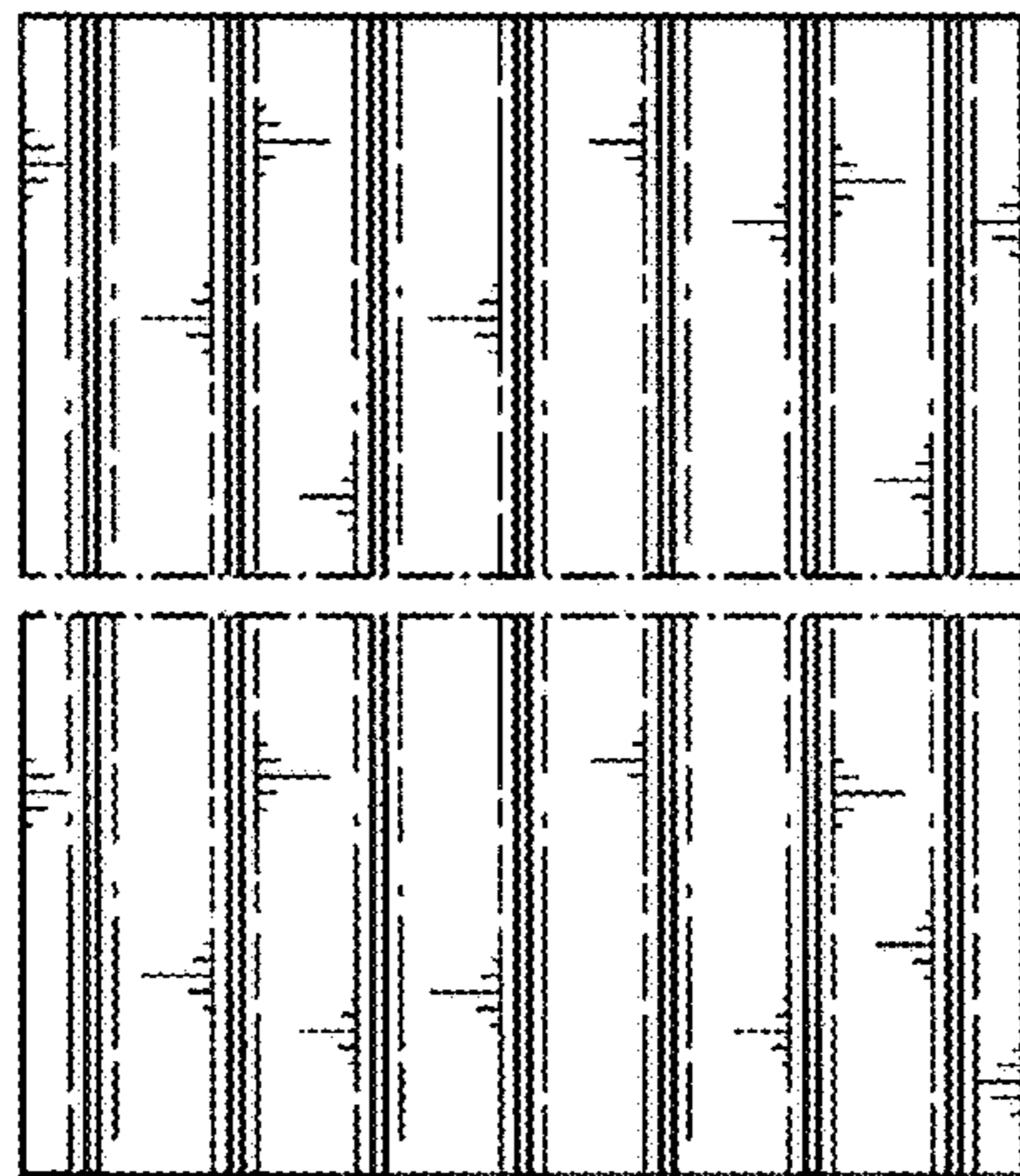


FIG. 5