



US00D855818S

(12) **United States Design Patent** (10) **Patent No.:** **US D855,818 S**
Kymm et al. (45) **Date of Patent:** **** Aug. 6, 2019**

(54) **SKIN TREATMENT APPARATUS**
(71) Applicant: **LG ELECTRONICS INC.**, Seoul (KR)
(72) Inventors: **Sangwook Kymm**, Seoul (KR); **Yeonjin Kim**, Seoul (KR); **Seokkyu Kang**, Seoul (KR); **Yeojeong Choi**, Seoul (KR); **Gayeong Lee**, Seoul (KR)
(73) Assignee: **LG ELECTRONICS INC.**, Seoul (KR)

D538,430 S * 3/2007 Ohta D24/146
D693,932 S * 11/2013 Nichols D24/214
D696,770 S * 12/2013 Schneider D24/113
D736,399 S * 8/2015 Nichols D24/214
D773,676 S * 12/2016 Gufler D24/200
D794,784 S * 8/2017 Bradley D24/133
D797,302 S * 9/2017 Vahlensieck D24/209
D824,528 S * 7/2018 Yang D24/209
D829,333 S * 9/2018 Shin D24/209
D829,921 S * 10/2018 Xiong D24/214
2006/0058714 A1 * 3/2006 Rhoades A45D 24/007 601/73

(**) Term: **15 Years**

* cited by examiner

Primary Examiner — Eliza Z Bennett-Hattan

(21) Appl. No.: **35/504,291**

(74) *Attorney, Agent, or Firm* — Birch, Stewart, Kolasch & Birch, LLP

(22) Filed: **Jul. 7, 2017**

(80) **Hague Agreement Data**

(57) **CLAIM**

Int. Filing Date: **Jul. 7, 2017**

The ornamental design for a skin treatment apparatus, as shown and described.

Int. Reg. No.: **DM/097483**

Int. Reg. Date: **Jul. 7, 2017**

Int. Reg. Pub. Date: **Jan. 12, 2018**

DESCRIPTION

(30) **Foreign Application Priority Data**

Jan. 10, 2017 (KR) 30-2017-0001525

(51) **LOC (12) Cl.** **28-03**

(52) **U.S. Cl.** **D24/209**
USPC

(58) **Field of Classification Search**
USPC D24/133, 200, 209, 112, 113, 137, 214, D24/215, 187

CPC A61N 2005/0659
See application file for complete search history.

1. Skin treatment apparatus

1.1 : Perspective

1.2 : Front

1.3 : Back

1.4 : Left

1.5 : Right

1.6 : Top

1.7 : Bottom

1.8 : Reference

The broken line showing in figure 1.7 and the broken line showing of the two circular elements in figures 1.1, 1.2, 1.4 and 1.8 depict portions of the skin treatment apparatus that form no part of the claimed design. The broken line showing of a stand in figure 1.8 depicts environment that forms no part of the claimed design.

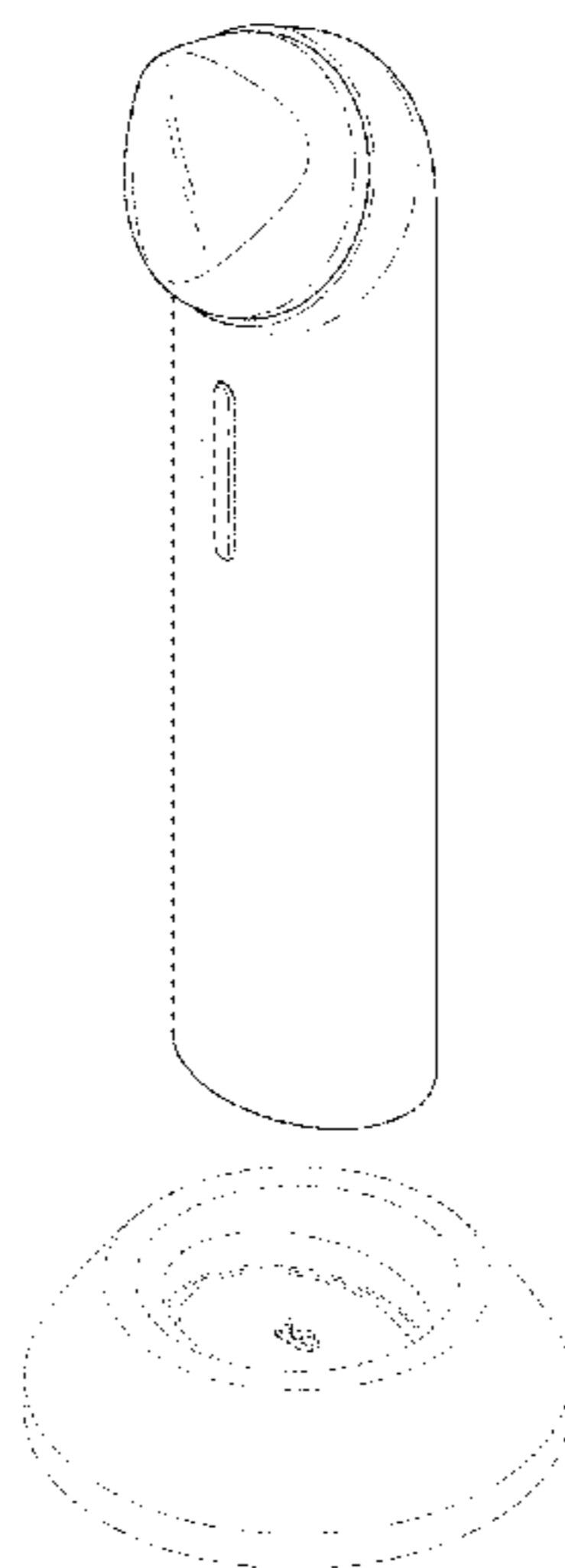
The bottom of the claim in Fig. 1.7 inside the solid line forms no part of the claim.

(56) **References Cited**

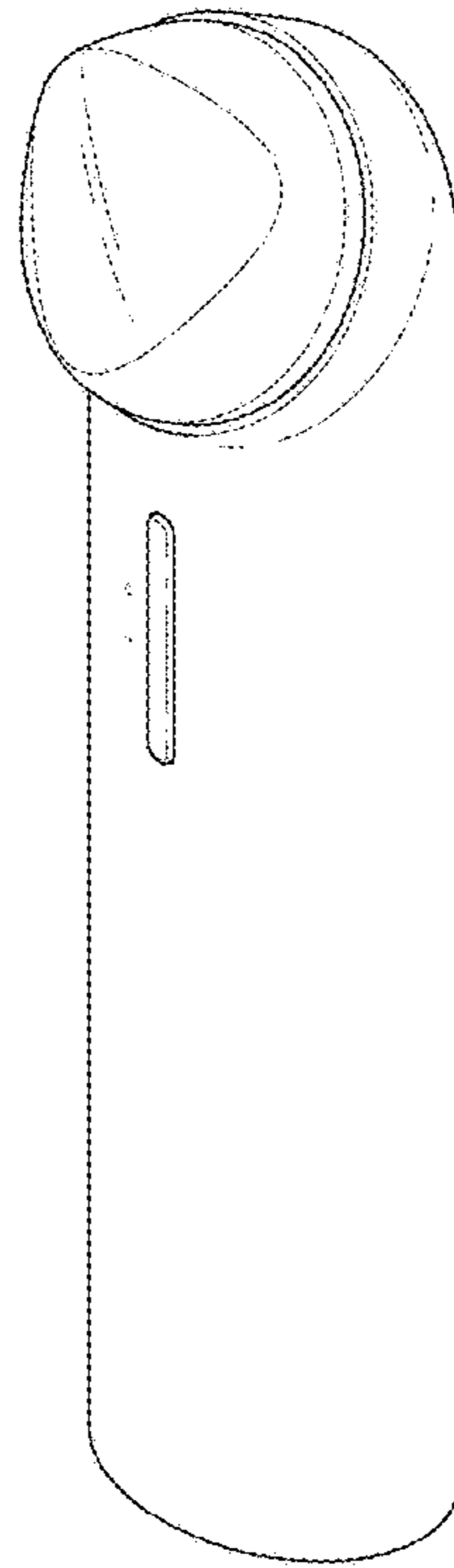
U.S. PATENT DOCUMENTS

D355,259 S * 2/1995 Lie D24/215
D414,582 S * 9/1999 Hwang D24/200

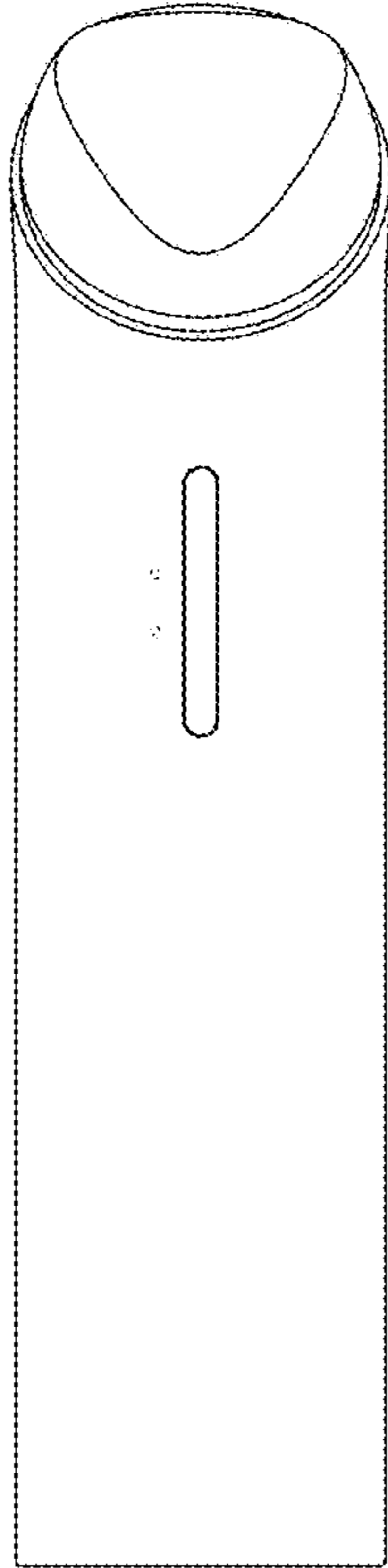
1 Claim, 7 Drawing Sheets




1.1



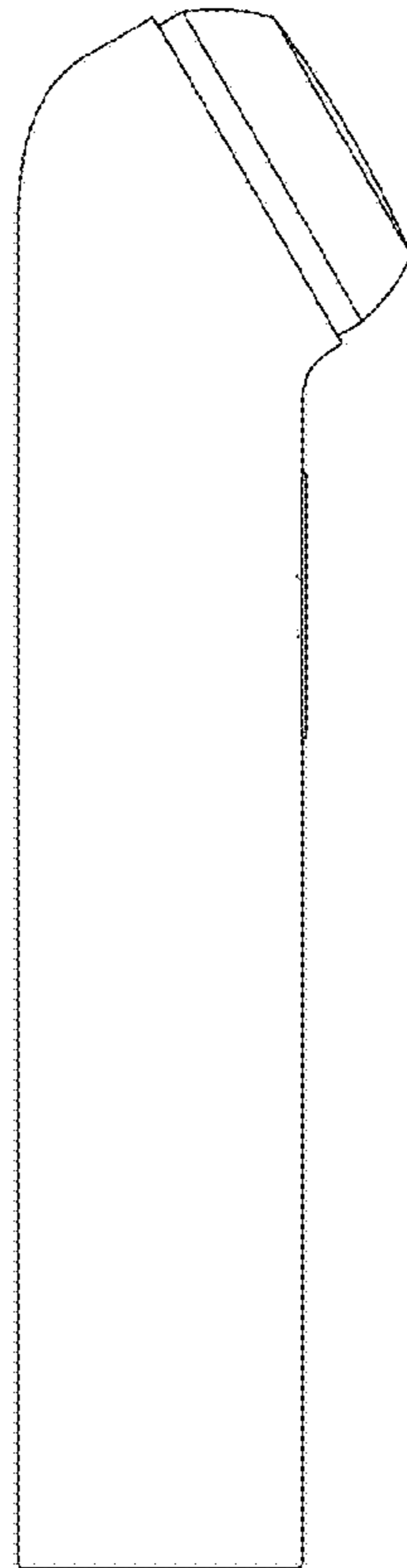
1.2



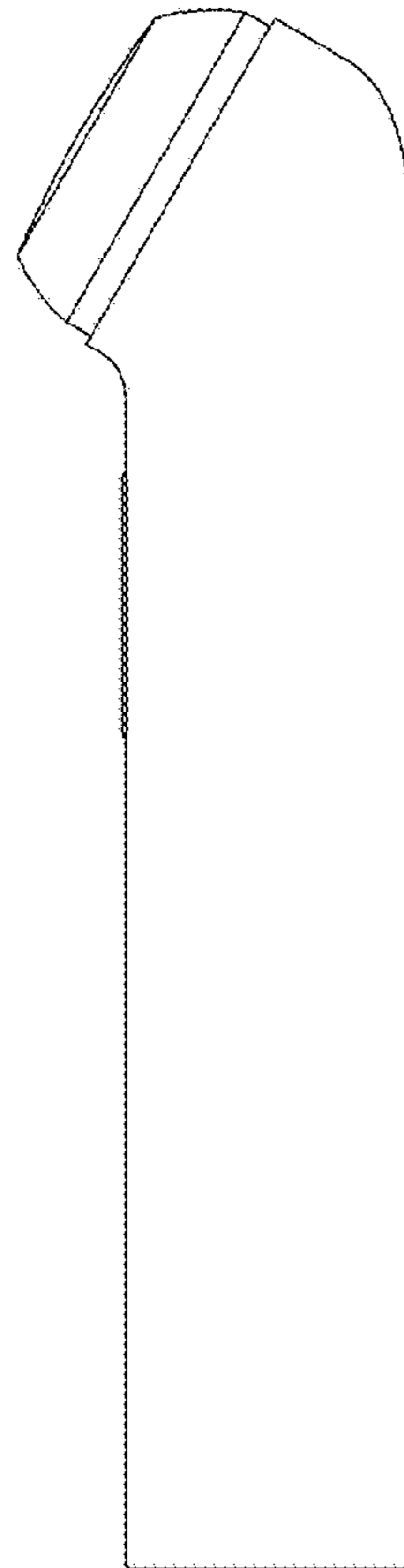
1.3



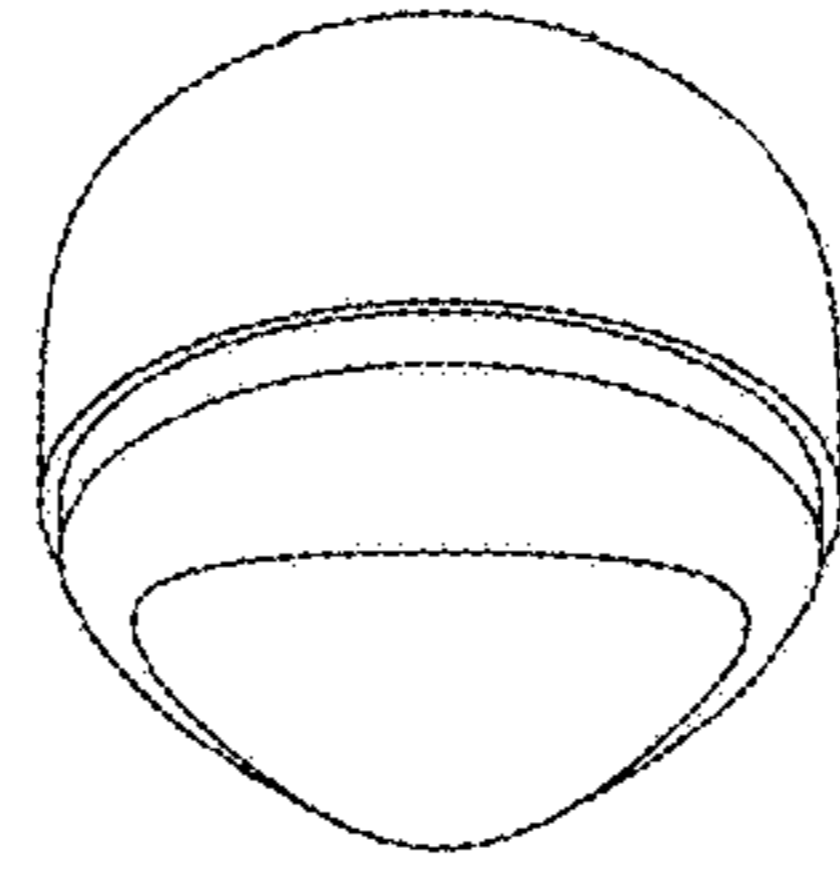
1.4



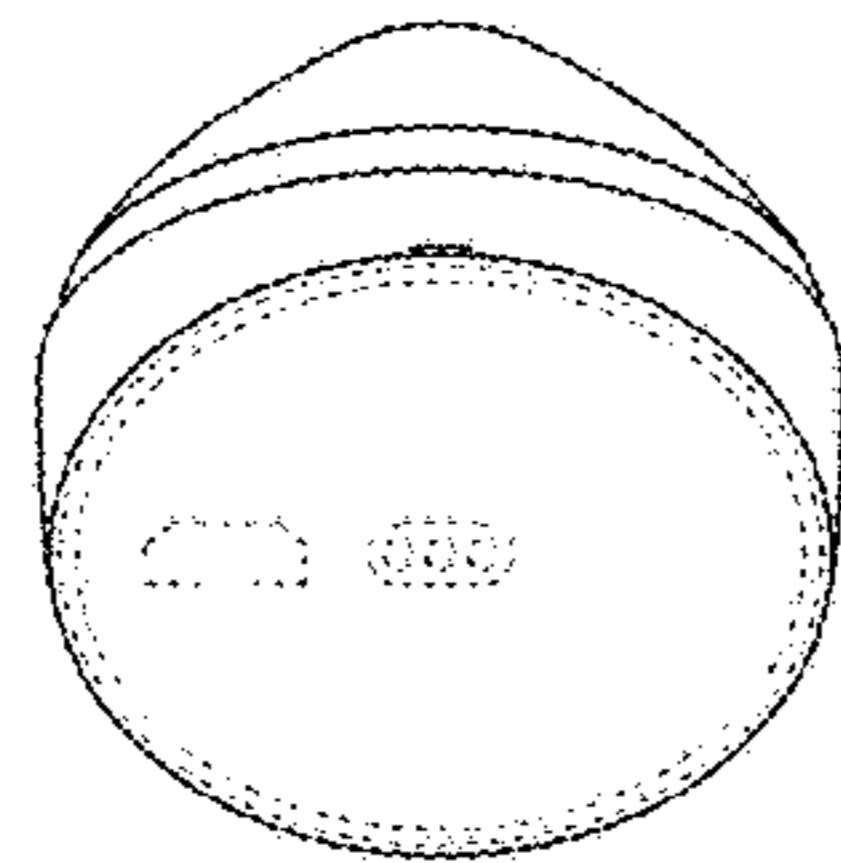
1.5



1.6



1.7



1.8

