



US00D855801S

(12) **United States Design Patent** (10) **Patent No.:** **US D855,801 S**  
**Connolly et al.** (45) **Date of Patent:** **\*\* Aug. 6, 2019**

(54) **STETHOSCOPE HANDLE**  
(71) Applicant: **REHABILITATION INSTITUTE OF CHICAGO**, Chicago, IL (US)  
(72) Inventors: **Christopher Connolly**, Chicago, IL (US); **Anne Armstrong**, Chicago, IL (US); **Randall Orians**, Chicago, IL (US); **Steve Austin**, Chicago, IL (US)  
(73) Assignee: **Rehabilitation Institute of Chicago**, Chicago, IL (US)

D472,454 S \* 4/2003 Levay ..... D8/382  
D534,417 S \* 1/2007 Caruana ..... D8/382  
D547,863 S \* 7/2007 Heinsch ..... D24/128  
D659,522 S \* 5/2012 Noturno ..... F16B 5/0028  
D8/382  
D666,711 S \* 9/2012 Baid ..... D24/128  
8,544,229 B2 \* 10/2013 Kilgore ..... E04F 15/02044  
52/177  
D705,111 S \* 5/2014 Namazy ..... D11/27  
8,939,251 B2 \* 1/2015 Ting ..... A61B 7/02  
181/131  
D731,913 S \* 6/2015 Namazy ..... D11/27  
D782,292 S \* 3/2017 Wessel ..... D8/382  
D790,690 S \* 6/2017 Hayamizu ..... D24/128  
D791,309 S \* 7/2017 Hayamizu ..... D24/128

(\*\*) Term: **15 Years**

\* cited by examiner

(21) Appl. No.: **29/613,163**

*Primary Examiner* — David G Muller

(22) Filed: **Aug. 8, 2017**

(74) *Attorney, Agent, or Firm* — McAndrews, Held & Malloy, Ltd.

(51) **LOC (12) Cl.** ..... **24-02**

(52) **U.S. Cl.**  
USPC ..... **D24/134**

(57) **CLAIM**

(58) **Field of Classification Search**  
USPC ..... D24/134, 133, 137, 143, 127, 128;  
181/131; 600/528, 552; D8/382  
CPC ..... A61B 7/003; A61B 7/02; A61B 7/04  
See application file for complete search history.

The ornamental design for a stethoscope handle, as shown and described.

**DESCRIPTION**

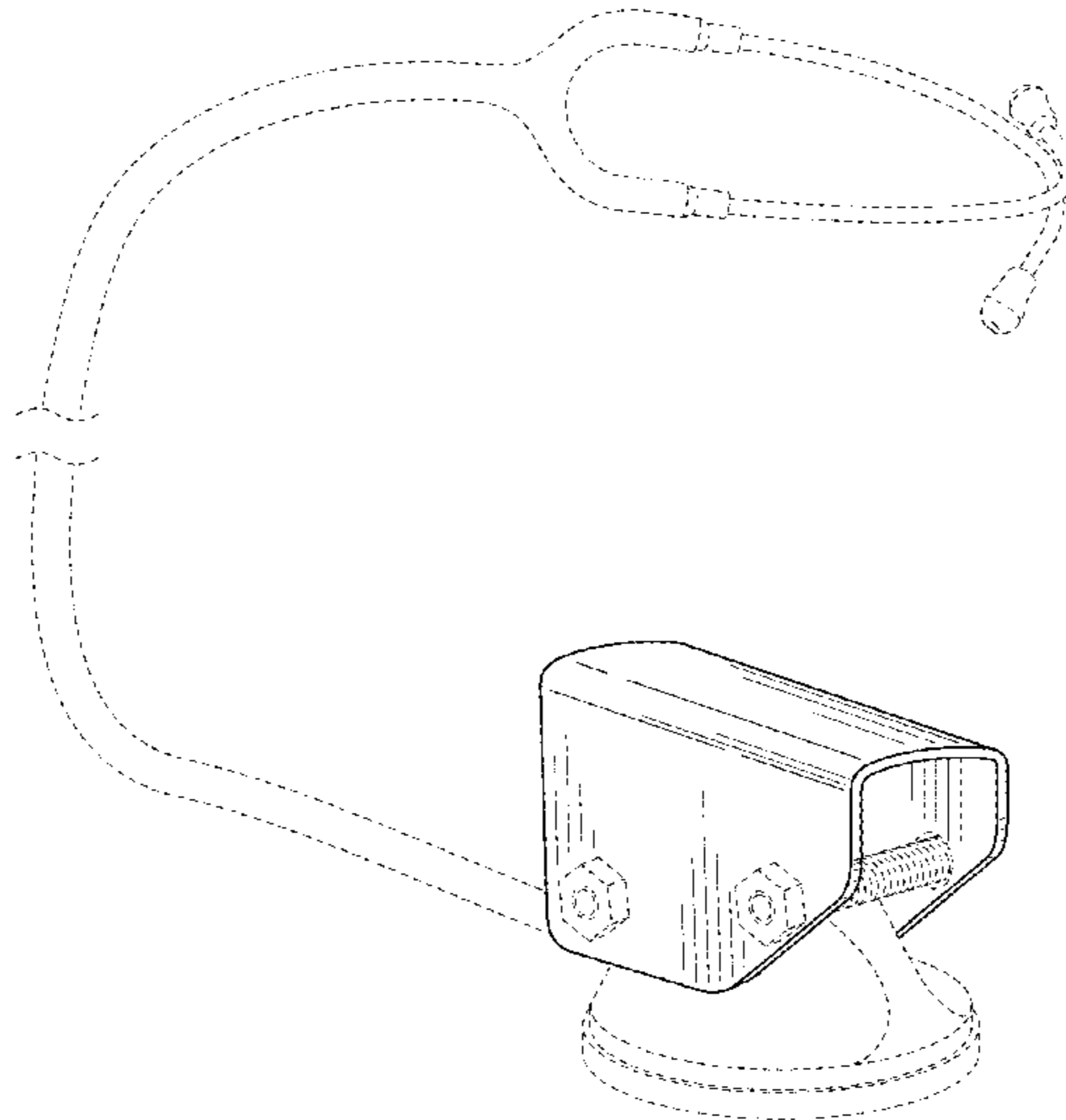
(56) **References Cited**

FIG. 1 is a top perspective view of a stethoscope handle showing our new design;  
FIG. 2 is a front elevation view thereof;  
FIG. 3 is a rear elevation view thereof;  
FIG. 4 is a right-side elevation view thereof;  
FIG. 5 is a left-side elevation view thereof;  
FIG. 6 is a top plan view thereof; and,  
FIG. 7 is a bottom plan view thereof.  
The dashed broken lines in the figures depict portions of the stethoscope handle that form no part of the claimed design.

U.S. PATENT DOCUMENTS

4,314,433 A \* 2/1982 Hulcombe ..... E04D 1/34  
52/521  
D265,508 S \* 7/1982 Rusteberg ..... D24/128  
D291,776 S \* 9/1987 Miller ..... D8/382  
D324,735 S \* 3/1992 Collister ..... D24/128  
D335,927 S \* 5/1993 Burgio ..... D24/137  
D375,040 S \* 10/1996 Miyashita ..... D8/382  
D425,353 S \* 5/2000 Foy ..... D24/134  
6,484,918 B1 \* 11/2002 Lefebvre ..... A45F 5/02  
181/131

**1 Claim, 4 Drawing Sheets**



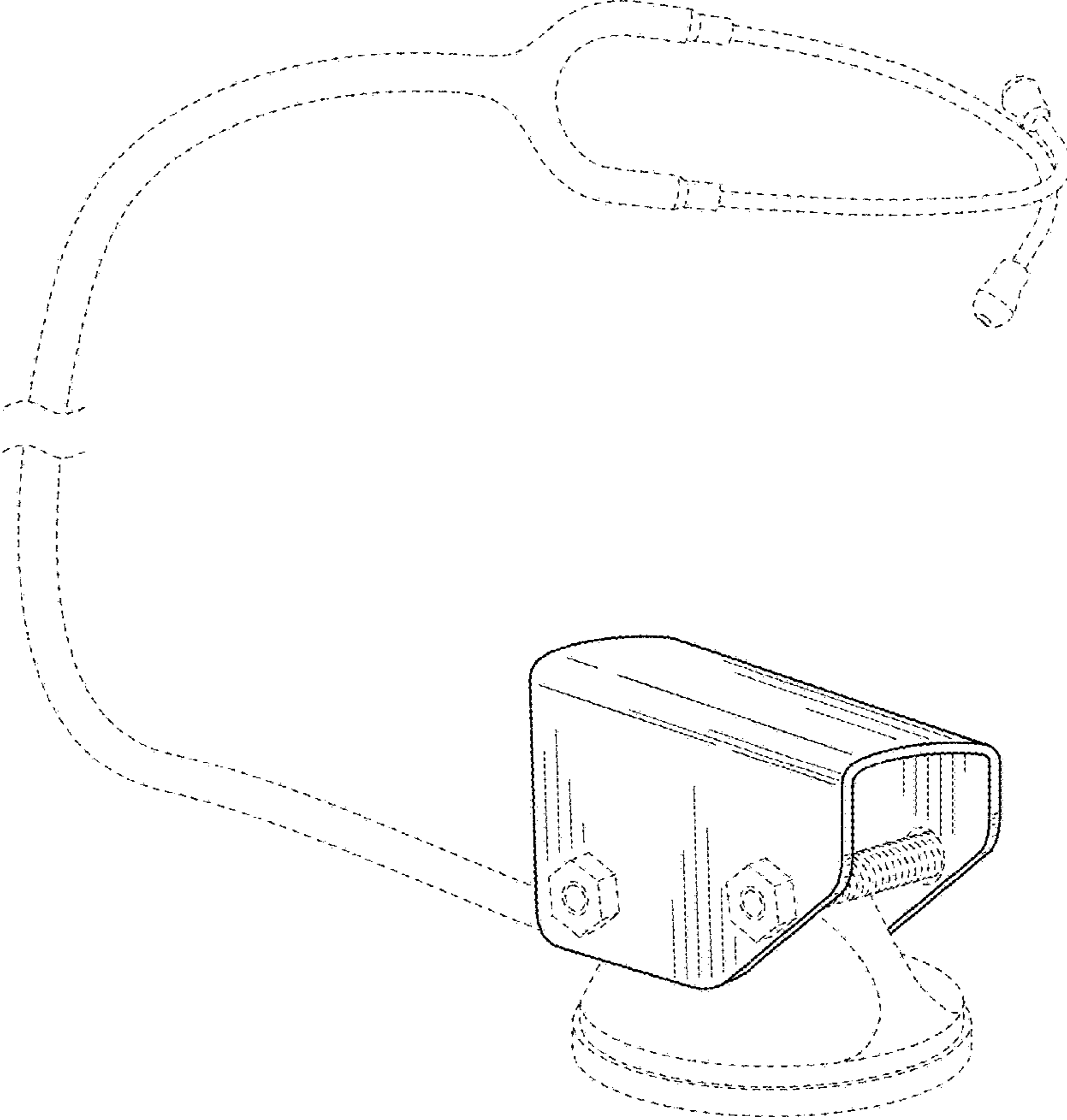


FIG. 1

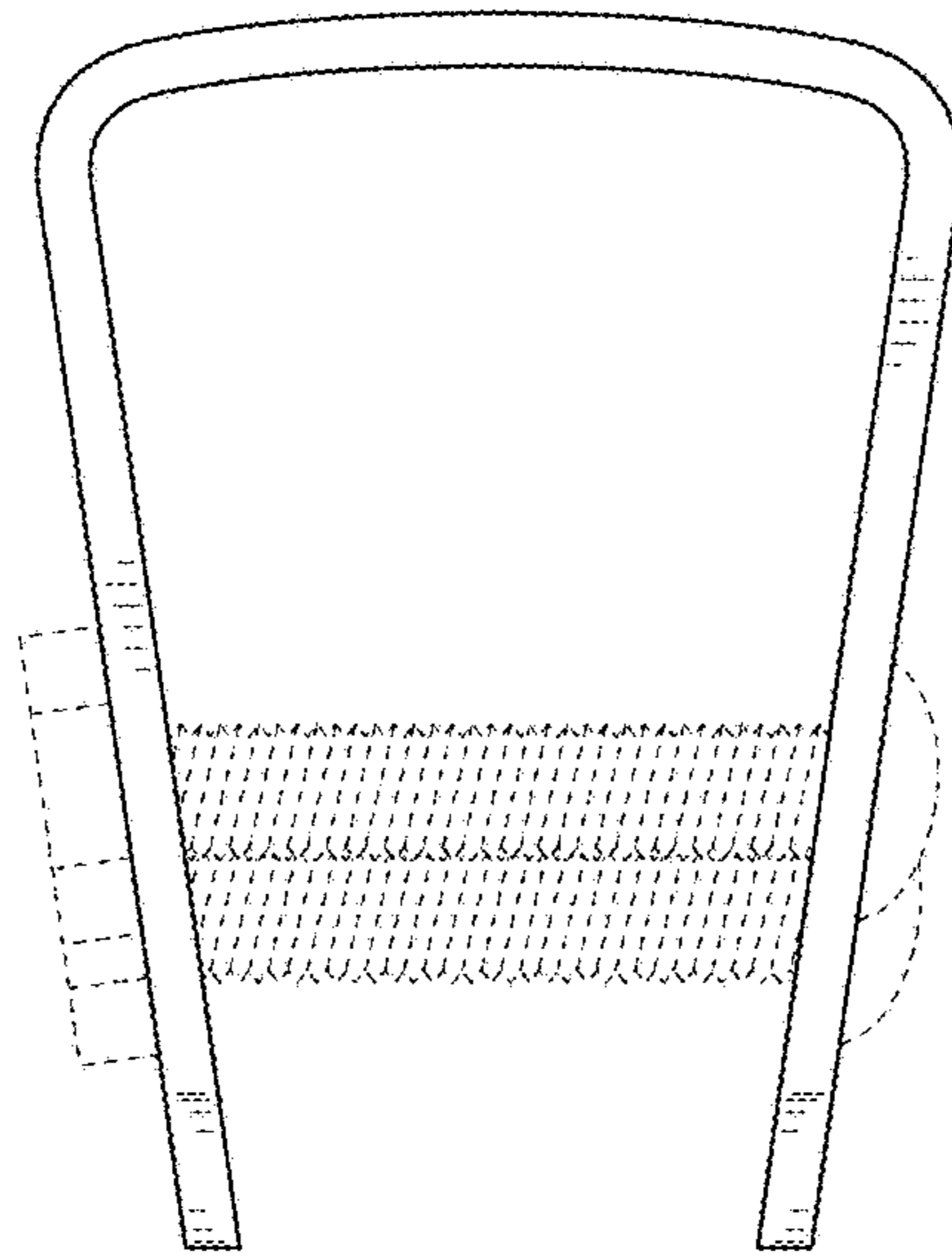


FIG. 2

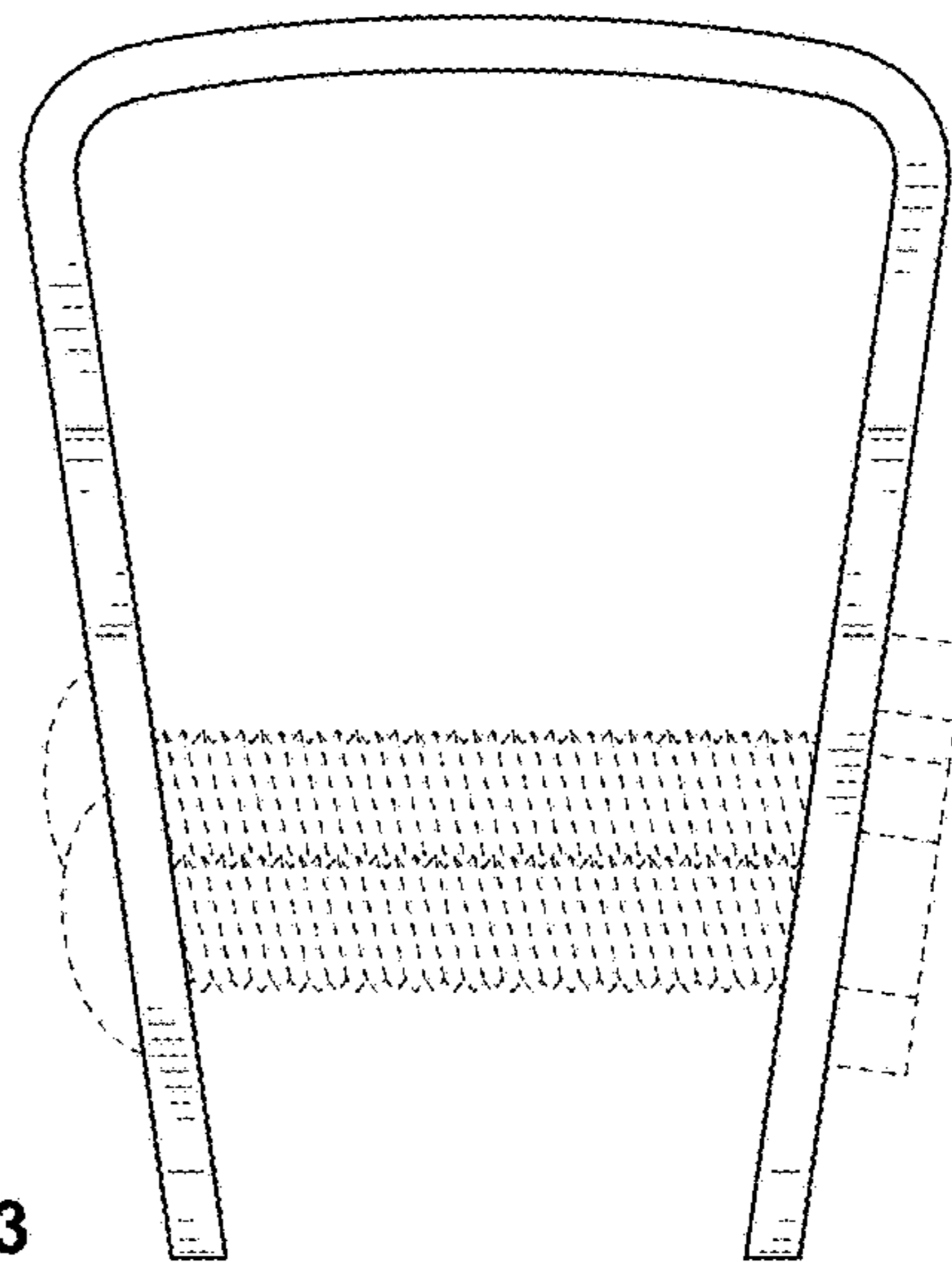


FIG. 3

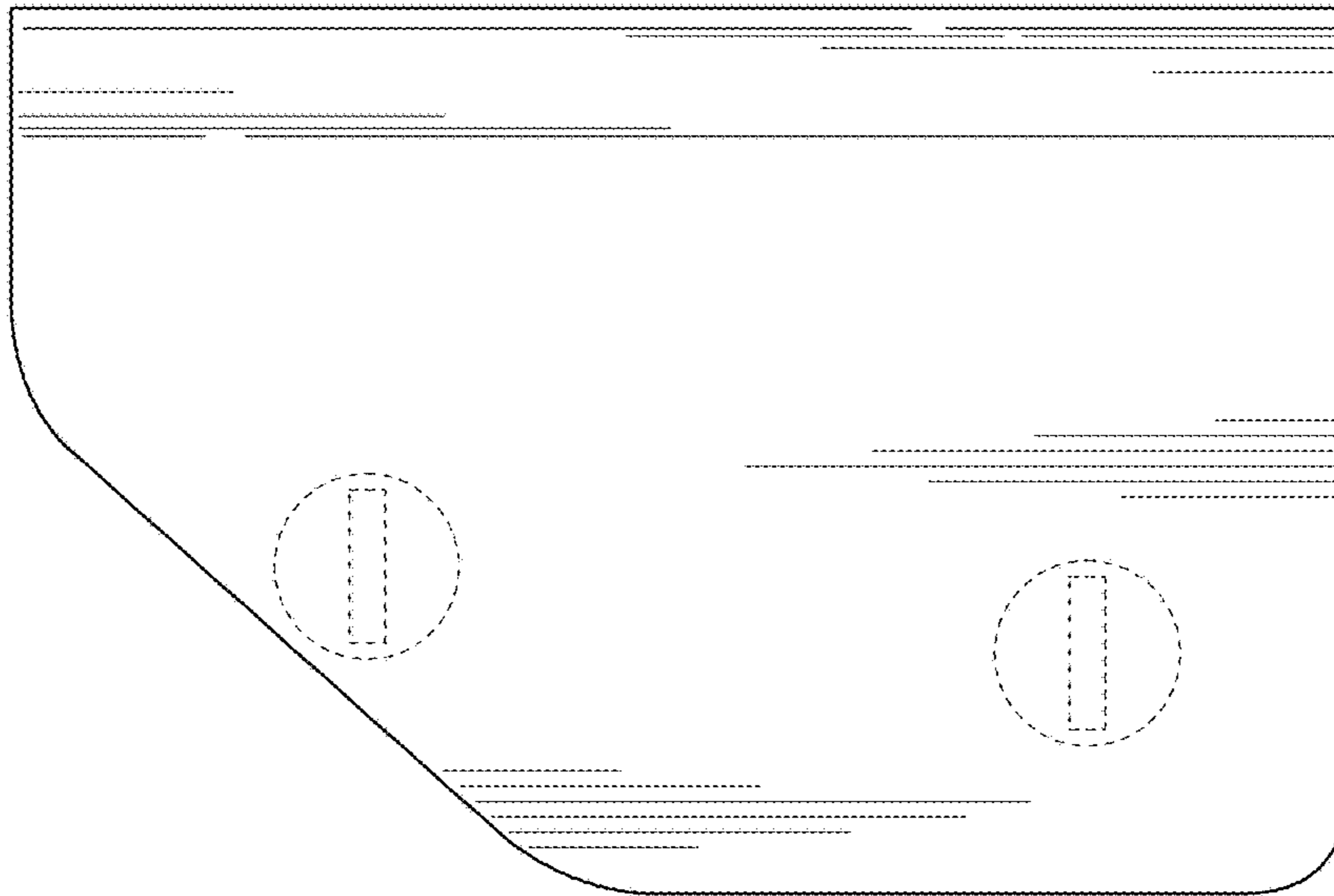


FIG. 4

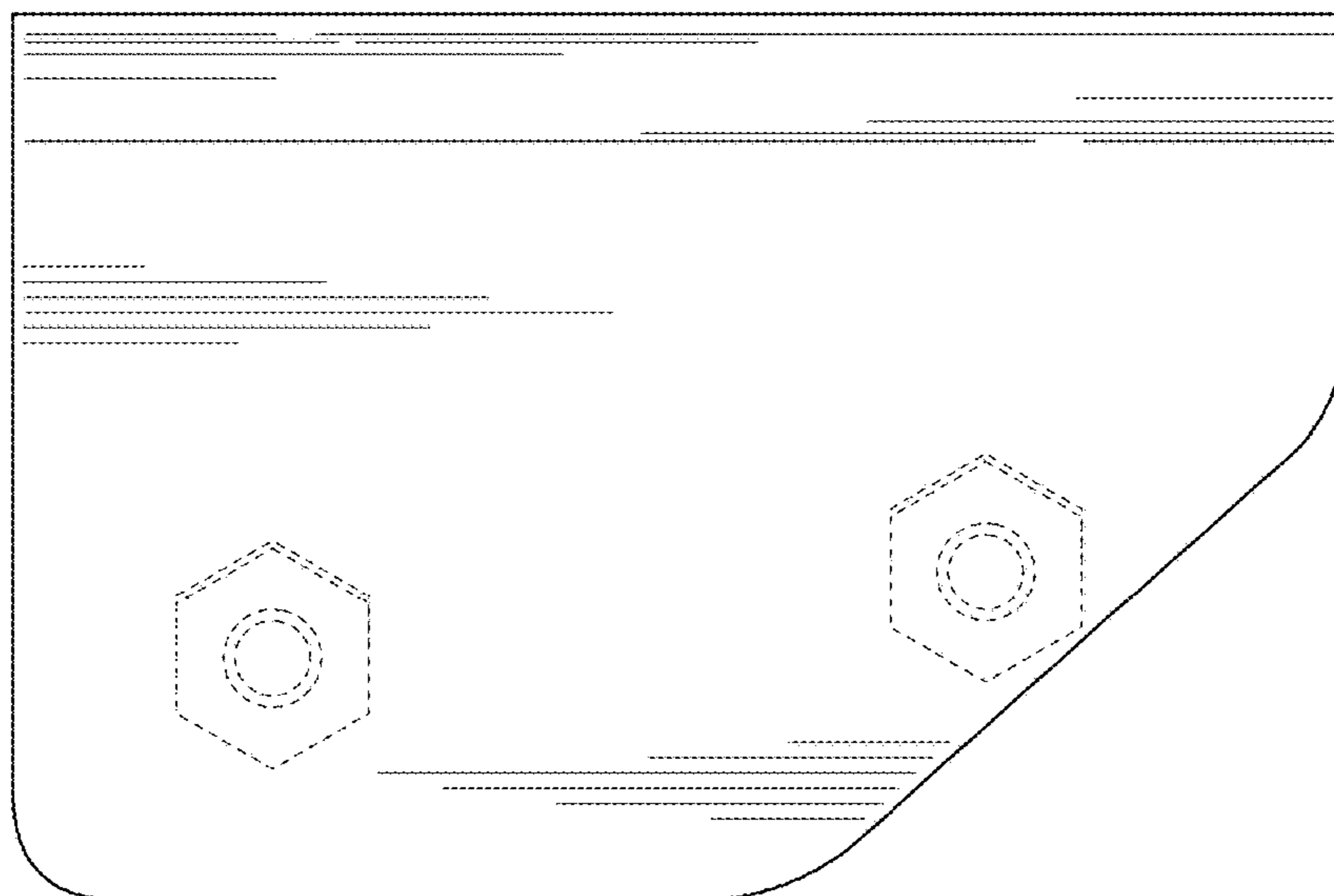


FIG. 5




FIG. 6

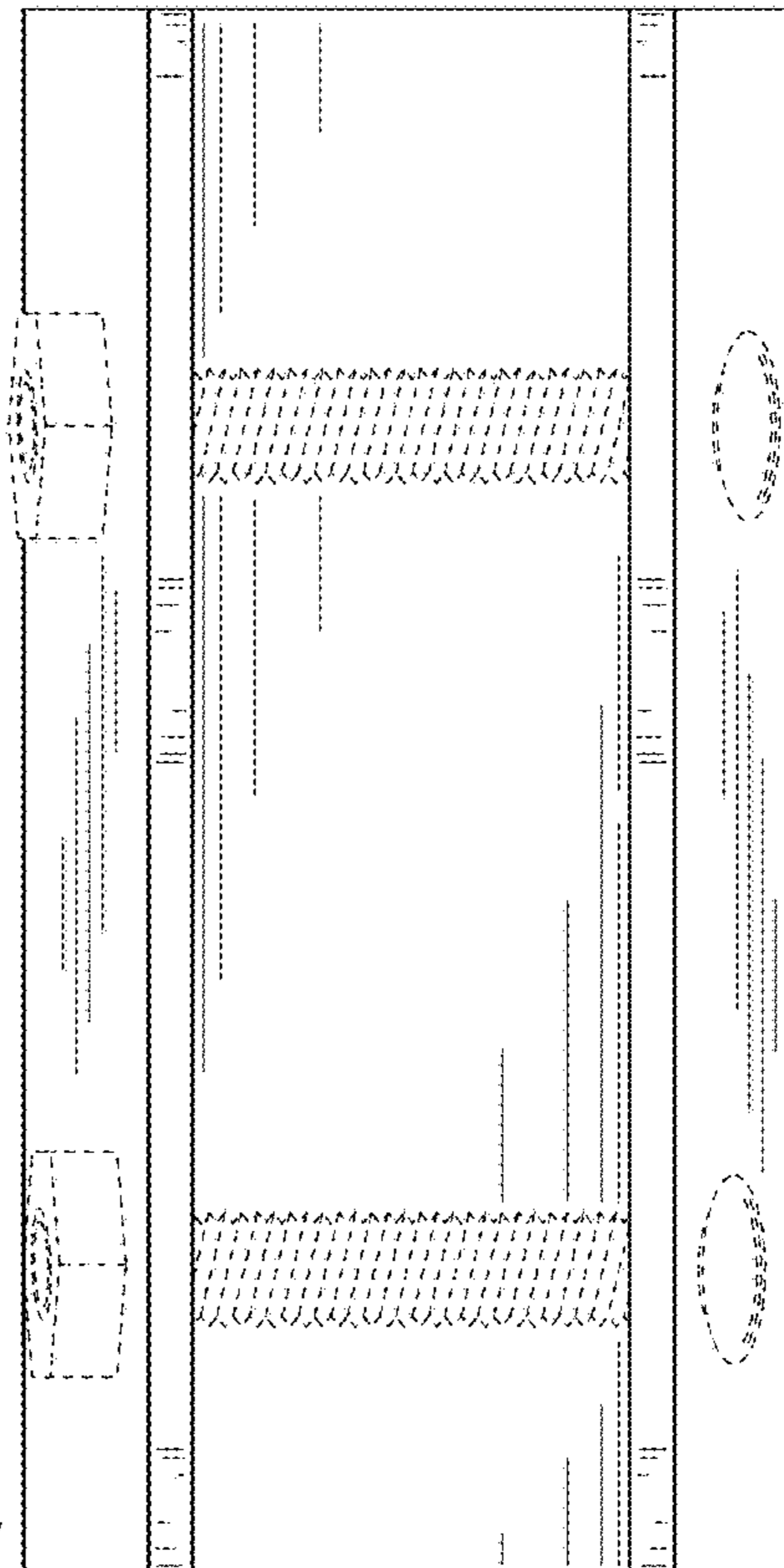


FIG. 7