



US00D855781S

(12) **United States Design Patent**
Delancey et al.

(10) **Patent No.:** **US D855,781 S**

(45) **Date of Patent:** **** Aug. 6, 2019**

- (54) **3-IN-1 SEWER HOSE ADAPTER**
- (71) Applicants: **Zachary Ross Delancey**, Reidsville, NC (US); **Jacob Christopher Atwell**, Greensboro, NC (US); **Jeffrey Robert Russell**, Winston Salem, NC (US); **Brandon Wayne Blakely**, Burlington, NC (US)
- (72) Inventors: **Zachary Ross Delancey**, Reidsville, NC (US); **Jacob Christopher Atwell**, Greensboro, NC (US); **Jeffrey Robert Russell**, Winston Salem, NC (US); **Brandon Wayne Blakely**, Burlington, NC (US)
- (73) Assignee: **Camco Manugacting, Inc.**, Greensboro, NC (US)
- (**) Term: **15 Years**
- (21) Appl. No.: **29/649,592**
- (22) Filed: **May 31, 2018**
- (51) **LOC (12) Cl.** **23-01**
- (52) **U.S. Cl.**
USPC **D23/259**
- (58) **Field of Classification Search**
USPC D23/259, 262, 269; 285/45, 148.22, 311, 285/320, 358, 7, 11-12, 62, 95, 110, 113, 285/179, 332.1-332.5, 394-395; 244/53 B, 131; 141/382-386; 403/6-7, 403/14, 16, 409.1; 277/615, 626, 636
See application file for complete search history.

- (56) **References Cited**
U.S. PATENT DOCUMENTS
2,688,499 A * 9/1954 Hanson F16L 37/48
277/615
3,471,179 A * 10/1969 Sixt F16L 21/005
138/89

- 4,157,843 A * 6/1979 Trnka F16L 33/16
285/113
- D279,922 S * 7/1985 Bova 141/382
- 4,722,556 A * 2/1988 Todd F16L 25/0036
285/12
- 4,758,027 A * 7/1988 Todd F16L 25/0036
285/148.23
- D447,222 S * 8/2001 Mathers D23/269
- D564,637 S * 3/2008 Brockington D23/263
- D612,912 S * 3/2010 Delaney D23/259
- 7,722,091 B1 * 5/2010 Brockington E03F 1/00
285/361
- 8,465,059 B1 * 6/2013 Price E03F 1/008
285/278
- 2016/0061359 A1 * 3/2016 Grech B60R 15/00
285/179
- 2017/0241122 A1 * 8/2017 Swarts E03F 1/008

* cited by examiner

Primary Examiner — Eric L Goodman

Assistant Examiner — Amy C Wierenga

(74) *Attorney, Agent, or Firm* — Tuggle Duggins P.A.;
Blake Hurt

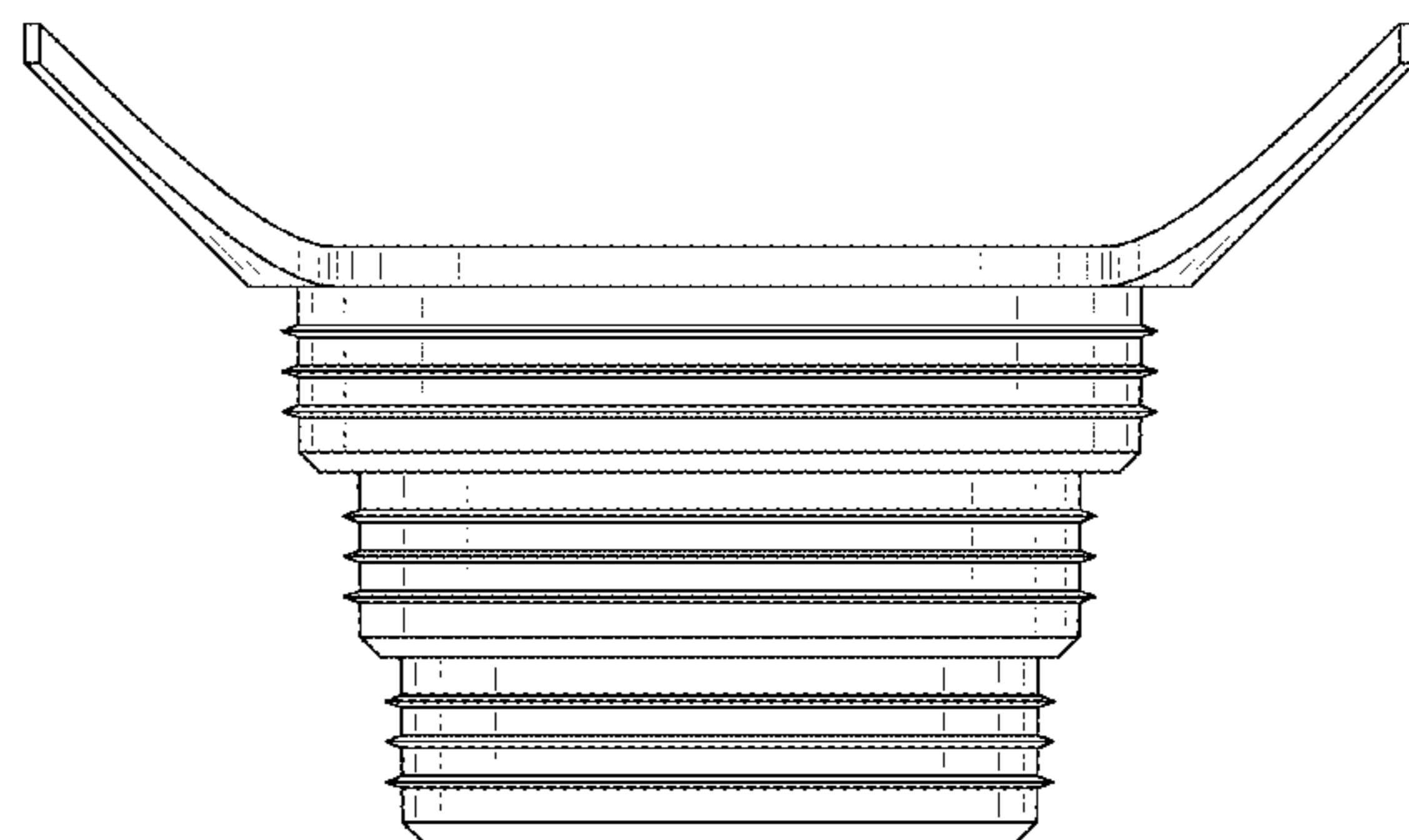
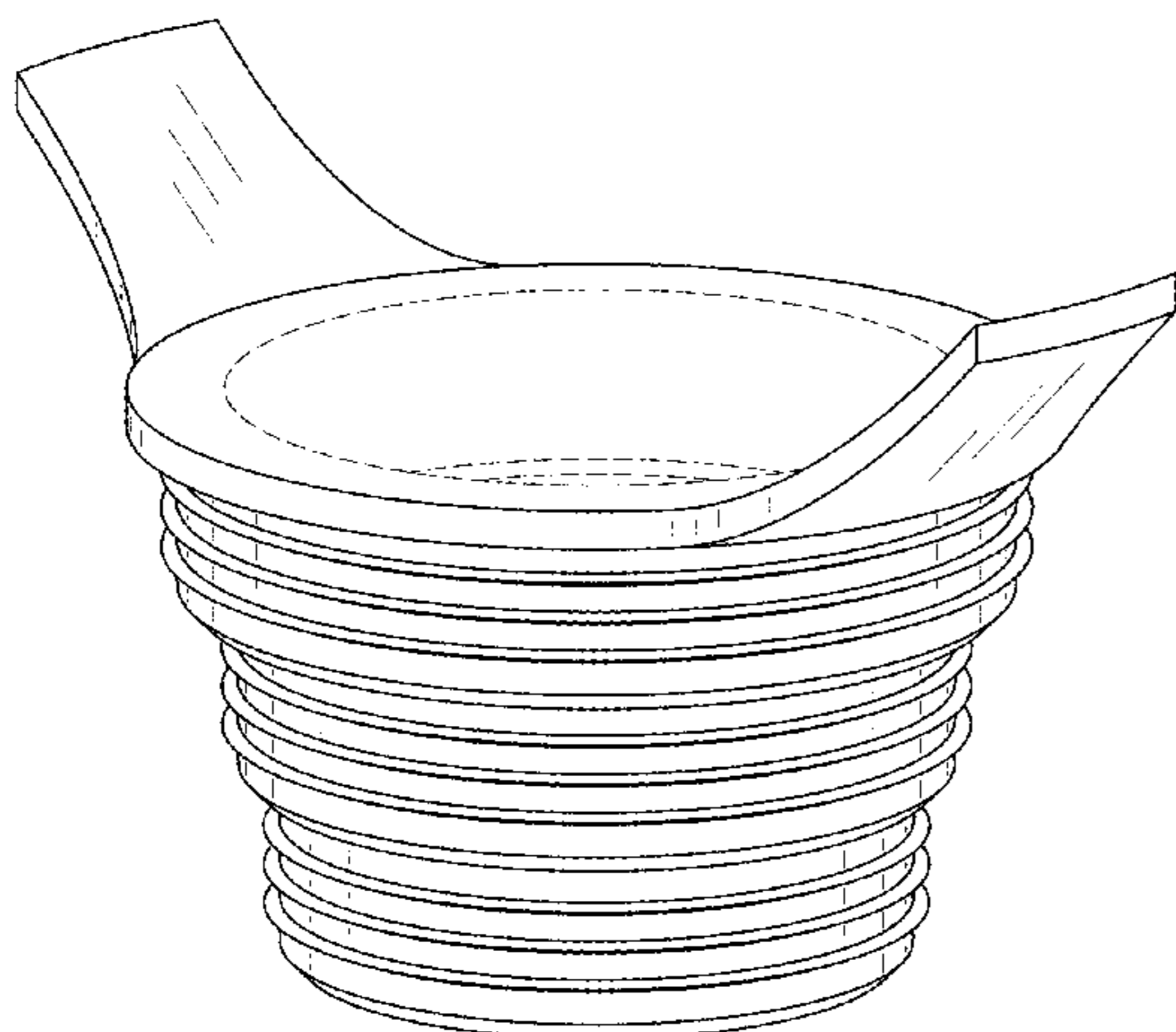
(57) **CLAIM**

The ornamental design for a 3-in-1 sewer hose adapter, as shown and described.

DESCRIPTION

FIG. 1 is a top, front, right side perspective view of a 3-in-1 sewer hose adapter showing our new design;
 FIG. 2 is a front elevational view thereof, the back elevational view being a mirror image thereof;
 FIG. 3 is a left side elevational view thereof, the right side elevational view being a mirror image thereof;
 FIG. 4 is a top plan view thereof; and,
 FIG. 5 is a bottom plan view thereof.
 The broken lines represent environmental structure and form no part of the claimed design.

1 Claim, 5 Drawing Sheets



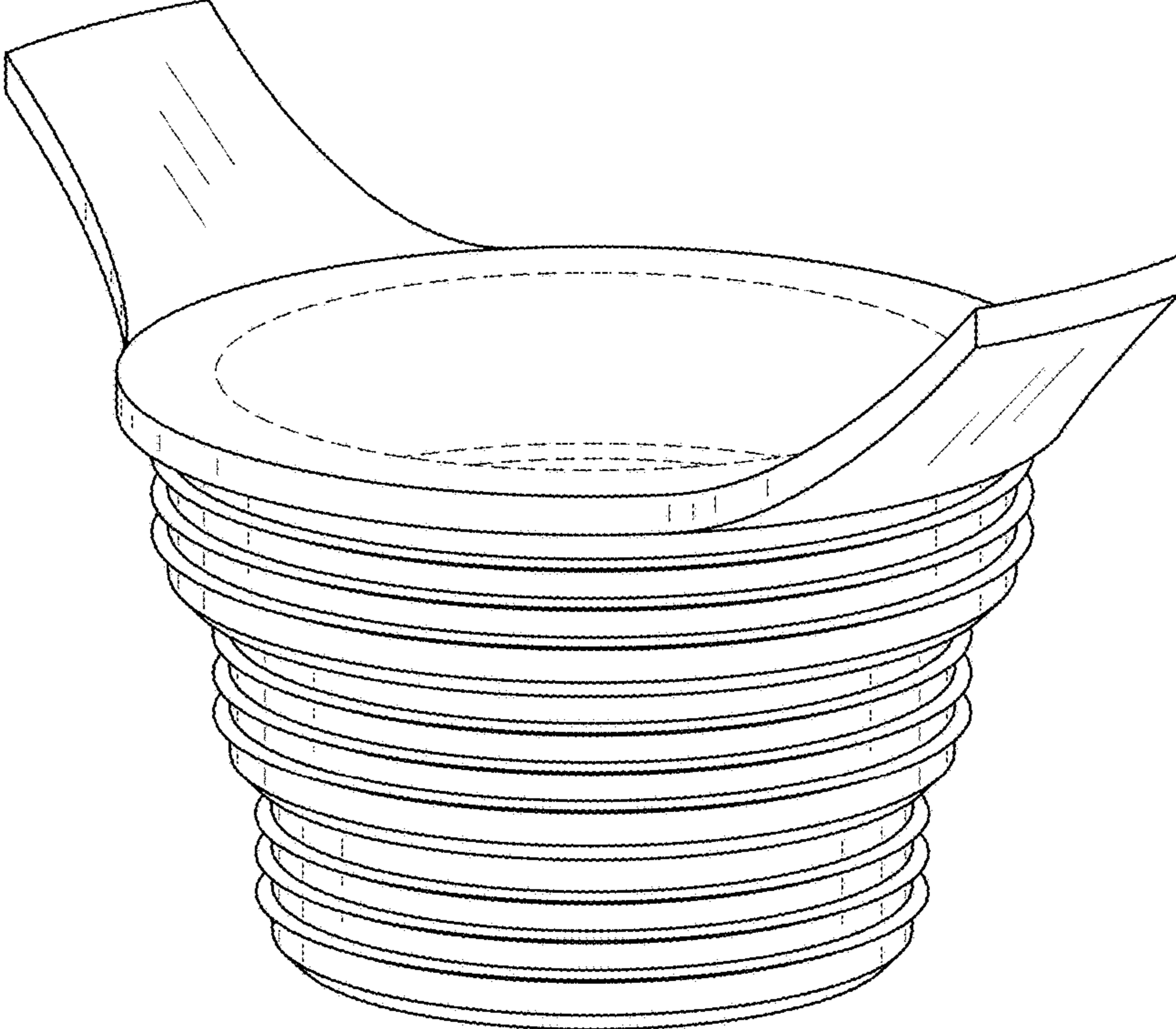


FIG. 1

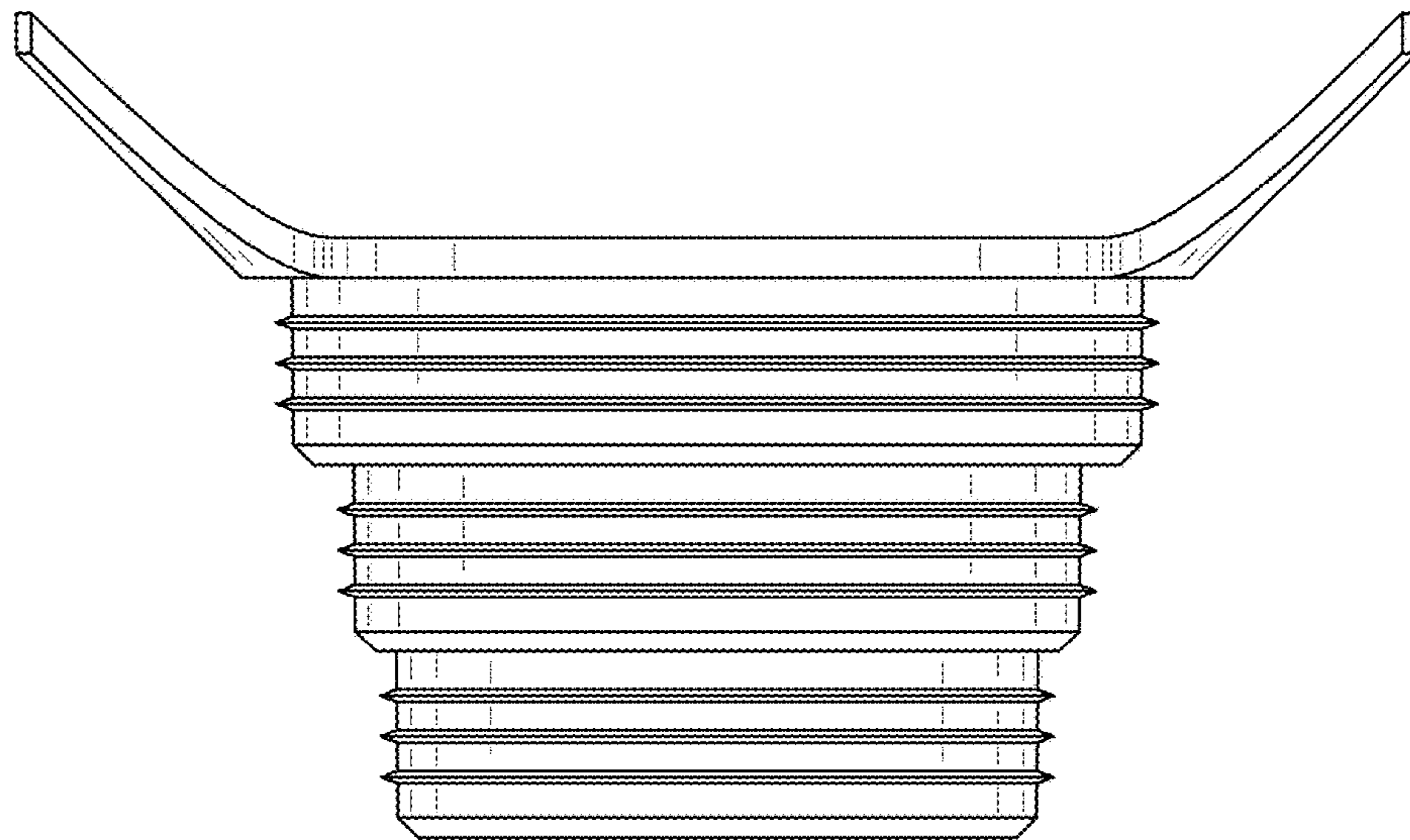


FIG. 2

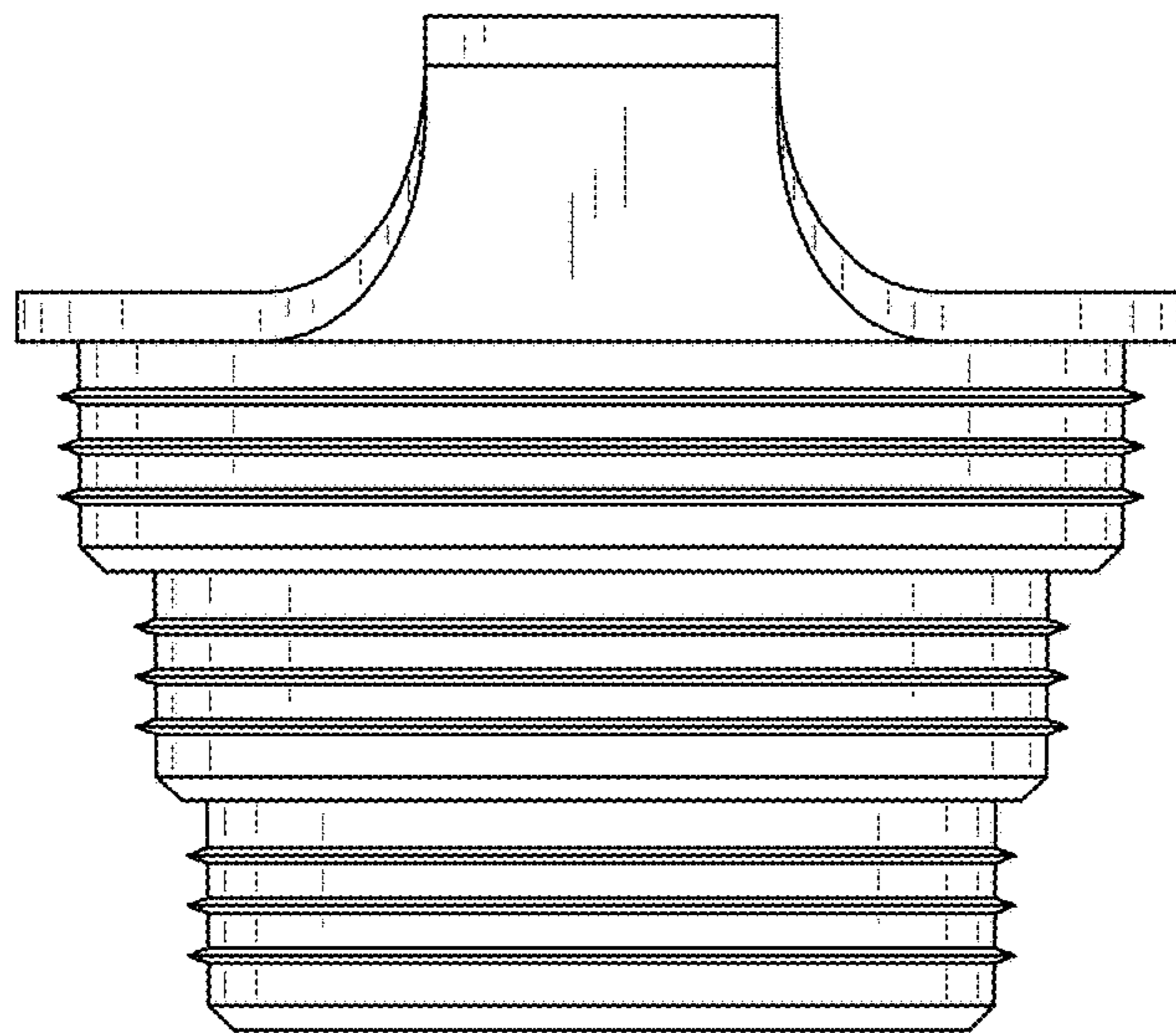


FIG. 3

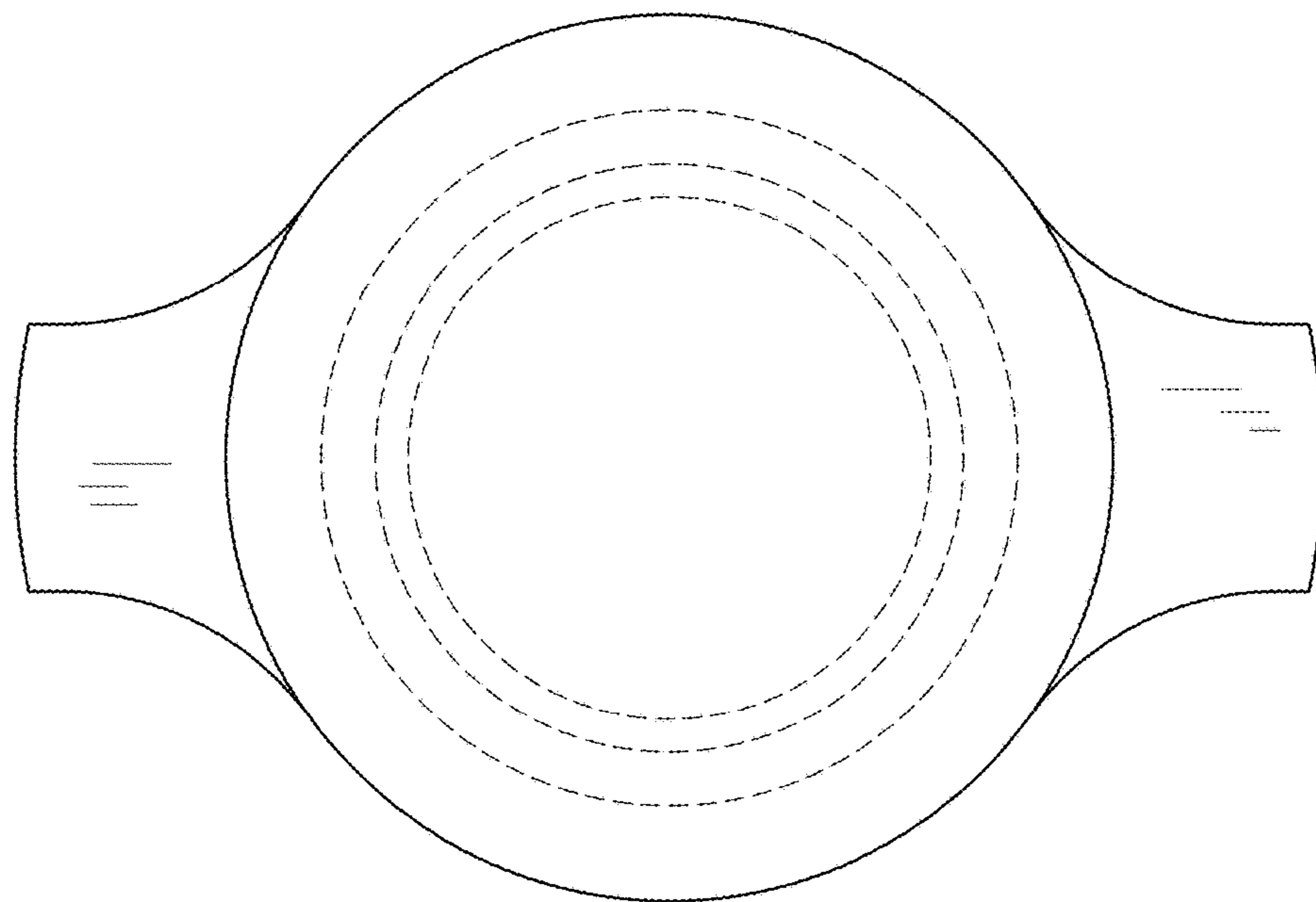


FIG. 4

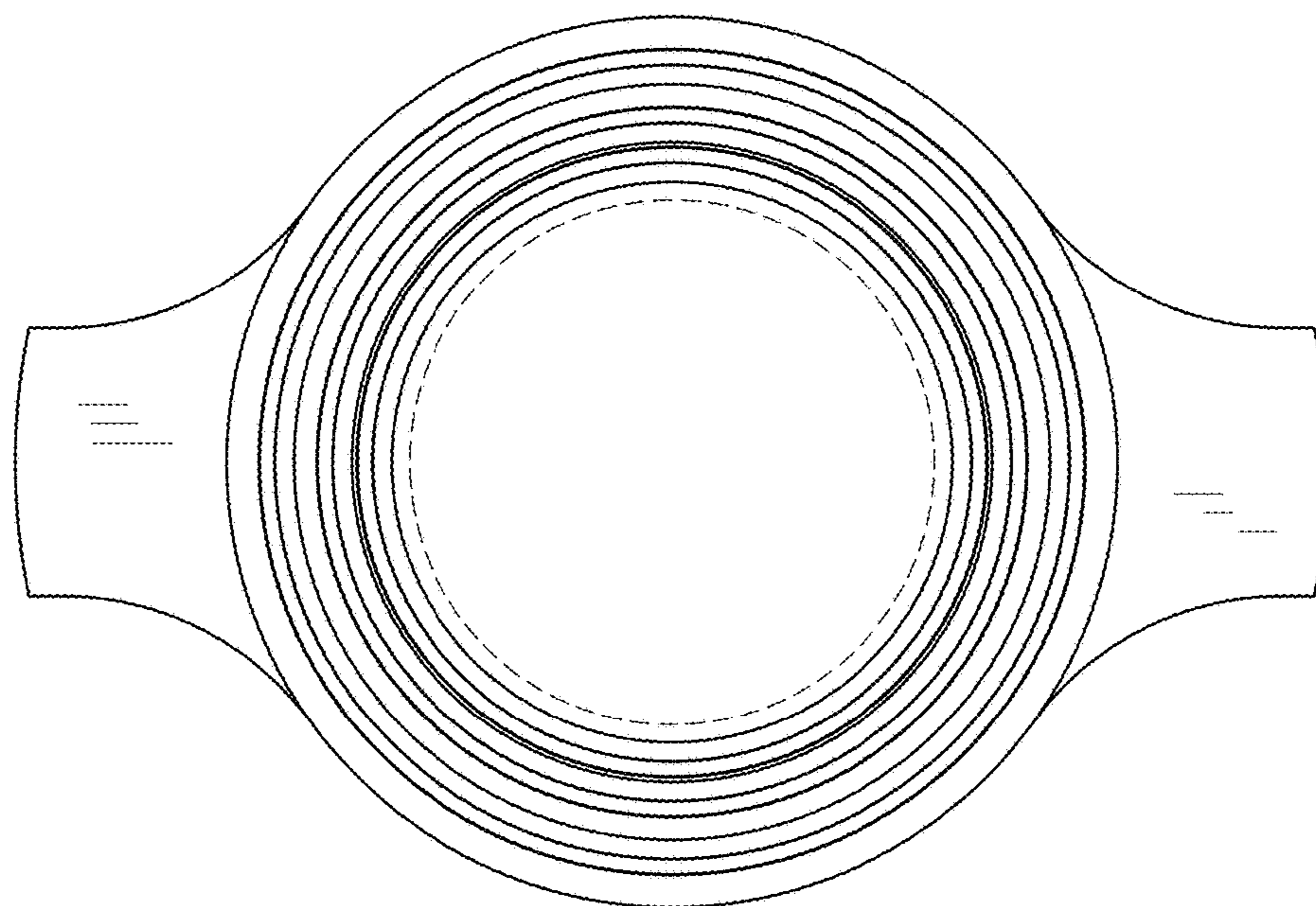


FIG. 5