



US00D855753S

(12) **United States Design Patent** (10) **Patent No.:** **US D855,753 S**  
**Rauwerdink et al.** (45) **Date of Patent:** **\*\* Aug. 6, 2019**

(54) **FISHING GUTTING SCISSORS**  
(71) Applicant: **Fiskars Brands, Inc.**, Middleton, WI (US)  
(72) Inventors: **Matthew Alan Rauwerdink**, Newberg, OR (US); **Seth Patrick Jaramus**, Portland, OR (US)  
(73) Assignee: **Fiskars Brands, Inc.**, Middleton, WI (US)  
(\*\*) Term: **15 Years**  
(21) Appl. No.: **29/667,229**  
(22) Filed: **Oct. 19, 2018**

D361,705 S 8/1995 Birkholz  
D365,005 S 12/1995 Birkholz  
D380,657 S 7/1997 Cornell  
D383,957 S 9/1997 Cornell  
D383,958 S 9/1997 An et al.  
D393,192 S 4/1998 Cornell  
D395,992 S 7/1998 Bennett et al.  
D503,324 S \* 3/2005 Carlson ..... D8/5  
D503,880 S 4/2005 McLean  
D505,054 S 5/2005 McLean et al.  
D513,577 S 1/2006 McLean et al.  
D514,908 S 2/2006 McLean  
D532,268 S 11/2006 McLean  
D536,588 S 2/2007 Peterson et al.

(Continued)

*Primary Examiner* — Karen S Acker  
*Assistant Examiner* — Steven B Reinholdt, Jr.  
(74) *Attorney, Agent, or Firm* — Foley & Lardner LLP

**Related U.S. Application Data**

(62) Division of application No. 29/566,309, filed on May 27, 2016, now Pat. No. Des. 835,230.  
(51) **LOC (12) Cl.** ..... **22-05**  
(52) **U.S. Cl.**  
USPC ..... **D22/150**  
(58) **Field of Classification Search**  
USPC ..... D7/693; D22/149, 150; D8/52, 57, 76  
CPC ..... B26B 13/00; B26B 13/06; B26B 13/12;  
B26B 13/22; B26B 13/24; B26B 17/00  
See application file for complete search history.

(57) **CLAIM**

We claim the ornamental design for a fishing gutting scissors, as shown and described.

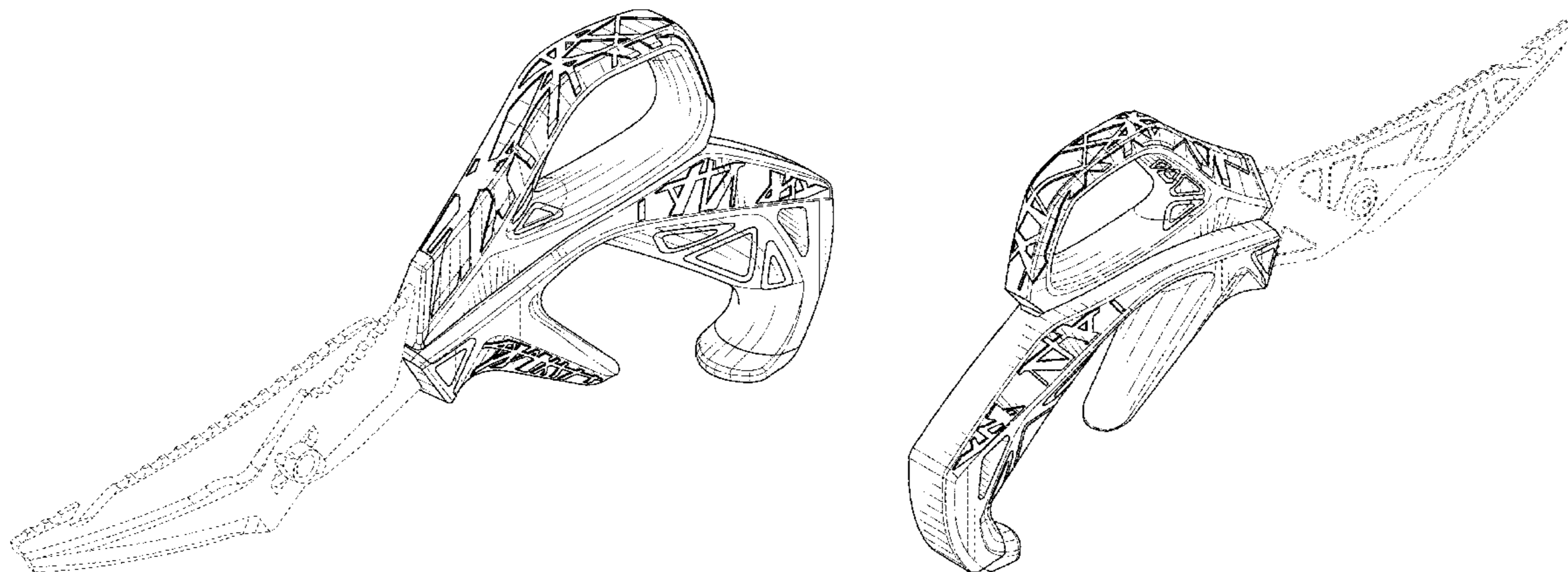
**DESCRIPTION**

FIG. 1 is a front perspective view from above of the fishing gutting scissors showing my new design; FIG. 2 is a left side view of the claimed design of FIG. 1; FIG. 3 is a right side view of the claimed design of FIG. 1; FIG. 4 is a front view of the claimed design of FIG. 1; FIG. 5 is a rear view of the claimed design of FIG. 1; FIG. 6 is a top view of the claimed design of FIG. 1; FIG. 7 is a bottom view of the claimed design of FIG. 1; and, FIG. 8 is a rear perspective view from above of the claimed design of FIG. 1.

The broken lines in the drawings depict portions of the fishing gutting scissors that form no part of the claimed design. The broken lines formed by equal length dashes depict portions of the fishing gutting scissors that are not included in the claim.

**1 Claim, 6 Drawing Sheets**

(56) **References Cited**  
U.S. PATENT DOCUMENTS  
D171,837 S \* 3/1954 Blanchaert ..... D8/57  
D237,937 S 12/1975 Bäckström et al.  
D350,466 S 9/1994 Ramsey et al.  
D353,087 S 12/1994 Ramsey et al.  
D354,423 S 1/1995 Birkholz  
D354,890 S 1/1995 Concari et al.  
D361,026 S 8/1995 Ramsey



(56)

**References Cited**

U.S. PATENT DOCUMENTS

D536,589	S	2/2007	Peterson et al.	
D536,939	S	2/2007	Peterson et al.	
D537,310	S	2/2007	McLean	
D543,817	S	6/2007	McLean	
D547,153	S	7/2007	Peterson et al.	
D551,928	S	10/2007	Peterson et al.	
D551,929	S	10/2007	Peterson et al.	
D581,758	S *	12/2008	Kolodsiejski .....	D8/57
D584,122	S *	1/2009	Caroca .....	D8/57
D590,677	S *	4/2009	Pearson .....	D8/57
D594,723	S *	6/2009	Kim .....	D8/57
D611,794	S	3/2010	Williams et al.	
D631,716	S *	2/2011	Roberts .....	D8/57
D640,106	S *	6/2011	Molina .....	D8/5
D642,877	S *	8/2011	Bhasin .....	D7/693
D646,942	S *	10/2011	Bhasin .....	D8/57
D646,944	S *	10/2011	Bhasin .....	D8/57
D646,945	S *	10/2011	Bhasin .....	D8/57
D648,608	S	11/2011	Roberts et al.	
D649,420	S	11/2011	Cunningham et al.	
D678,020	S	3/2013	Lipscomb et al.	
D786,037	S *	5/2017	Huesman .....	D8/52
D786,039	S *	5/2017	Roberts .....	D8/57
D813,341	S *	3/2018	Jaramus .....	D22/118
2007/0234485	A1 *	10/2007	Peterson .....	B26B 13/22 7/160

\* cited by examiner

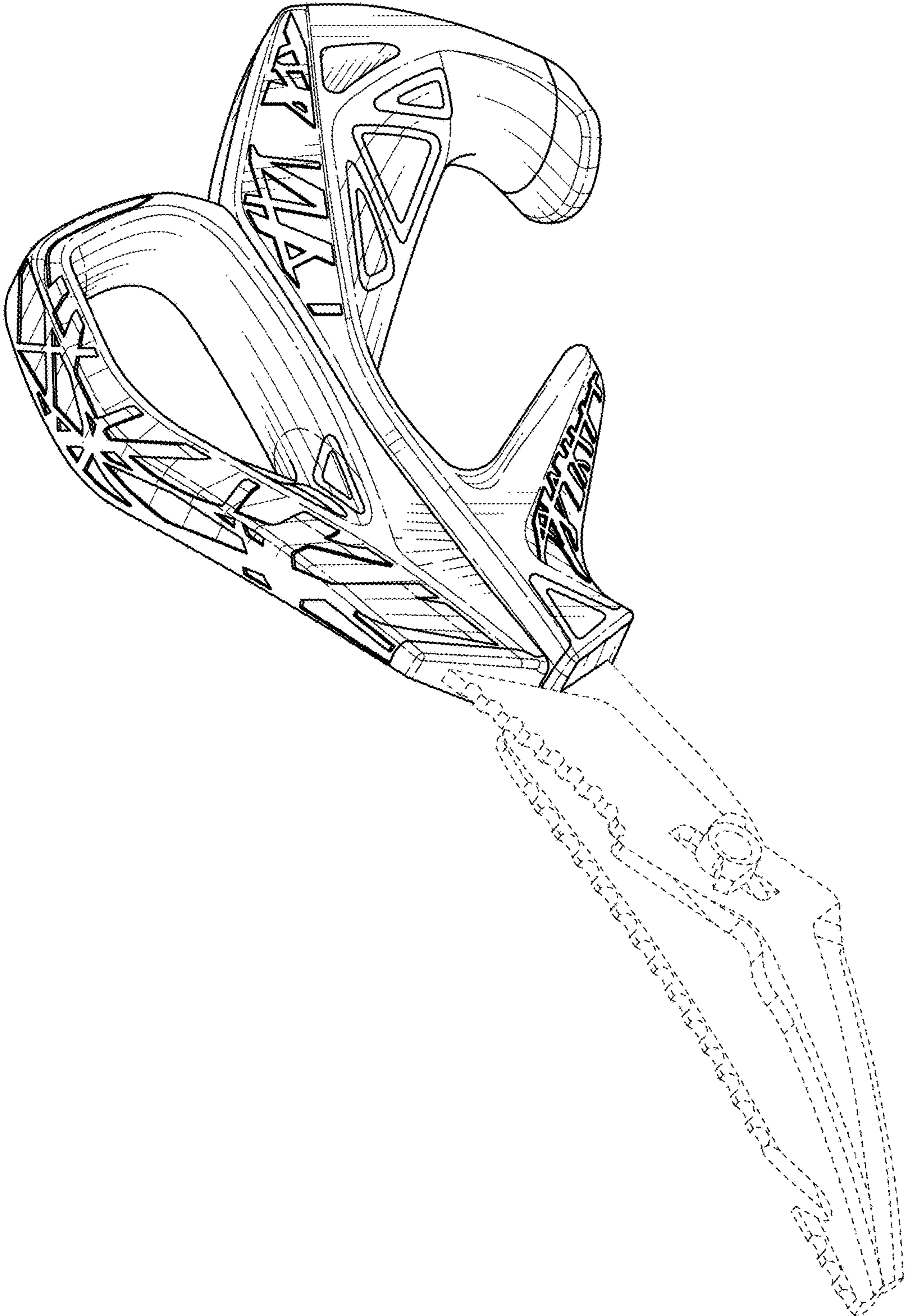


FIG. 1

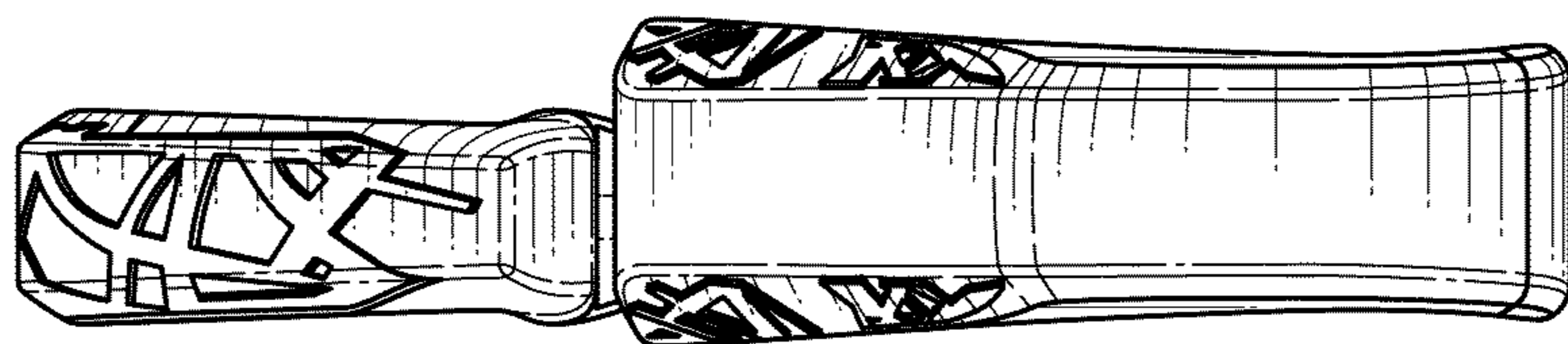


FIG. 3

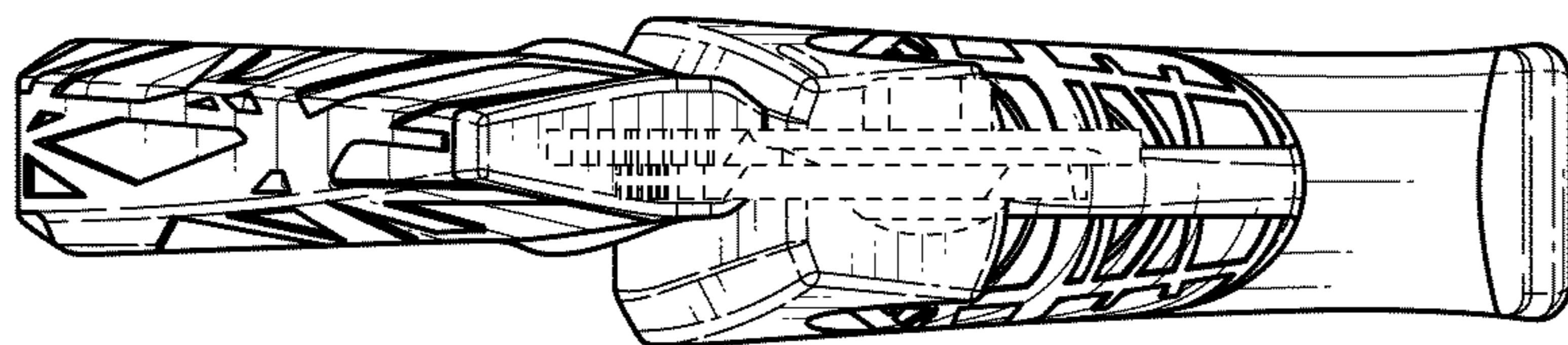


FIG. 2

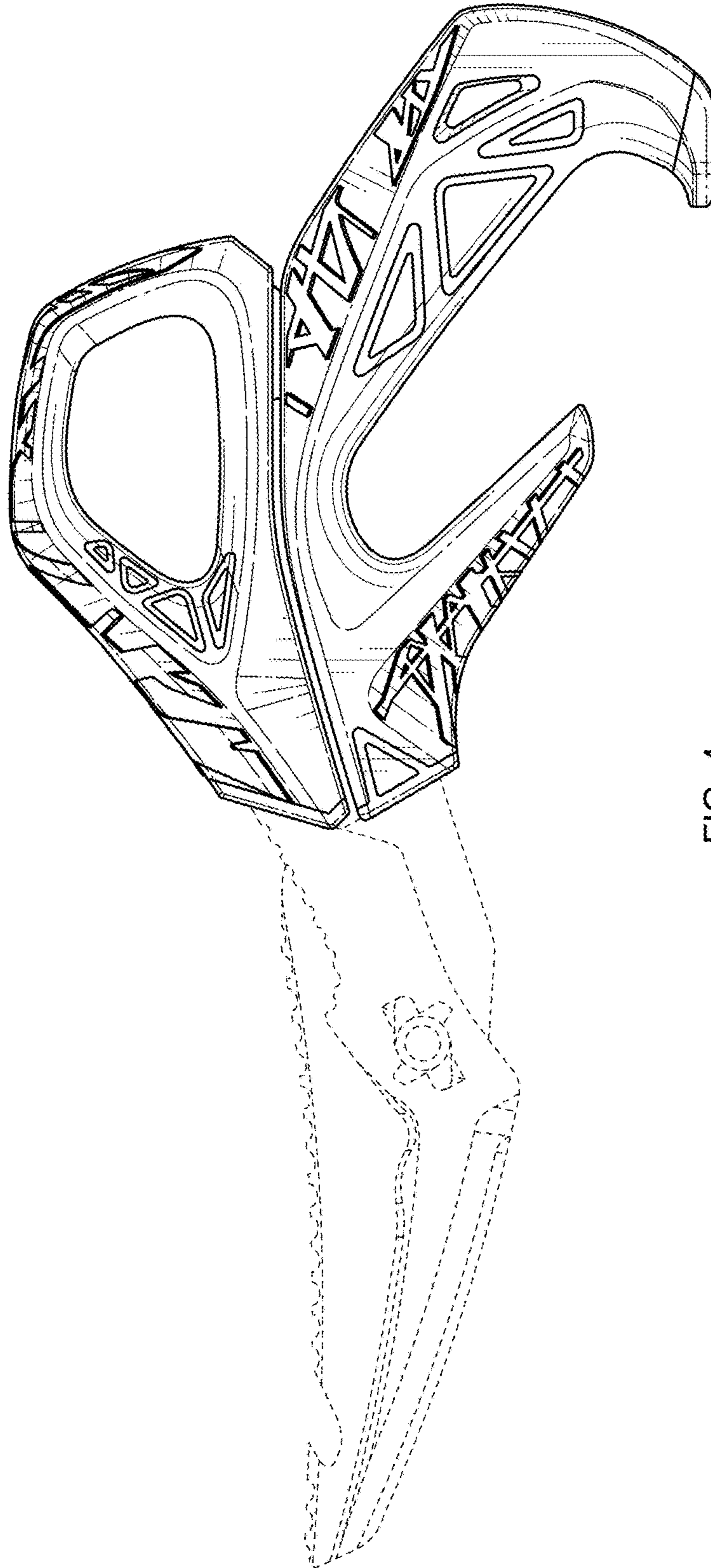


FIG. 4

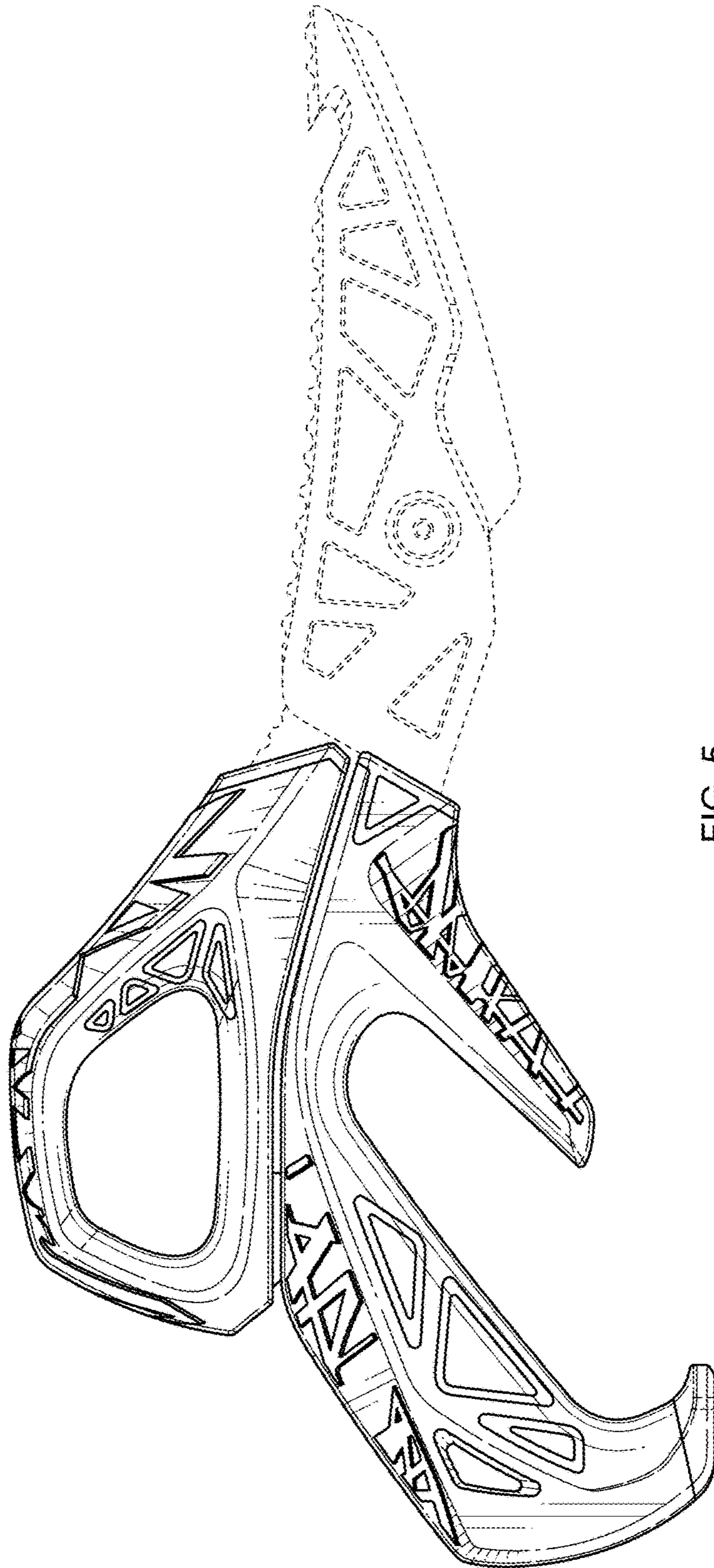


FIG. 5

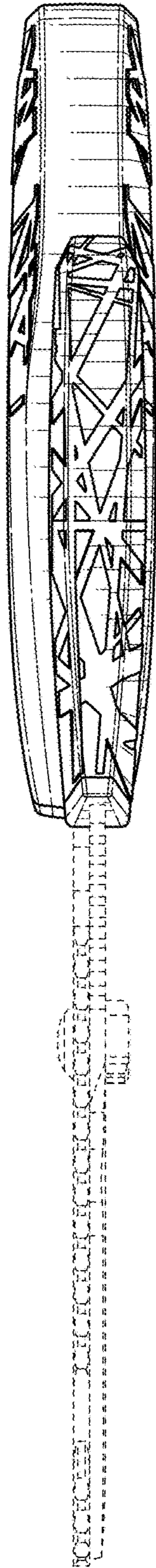


FIG. 6

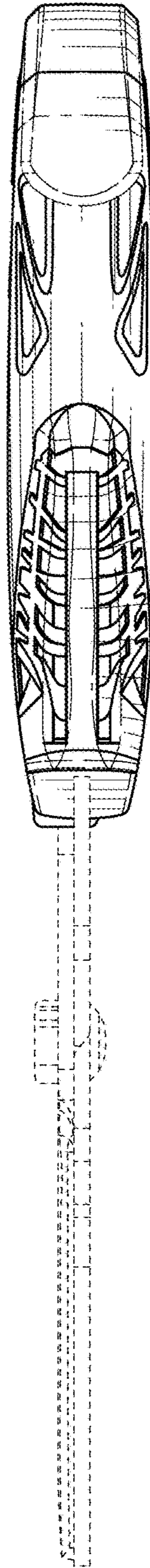


FIG. 7

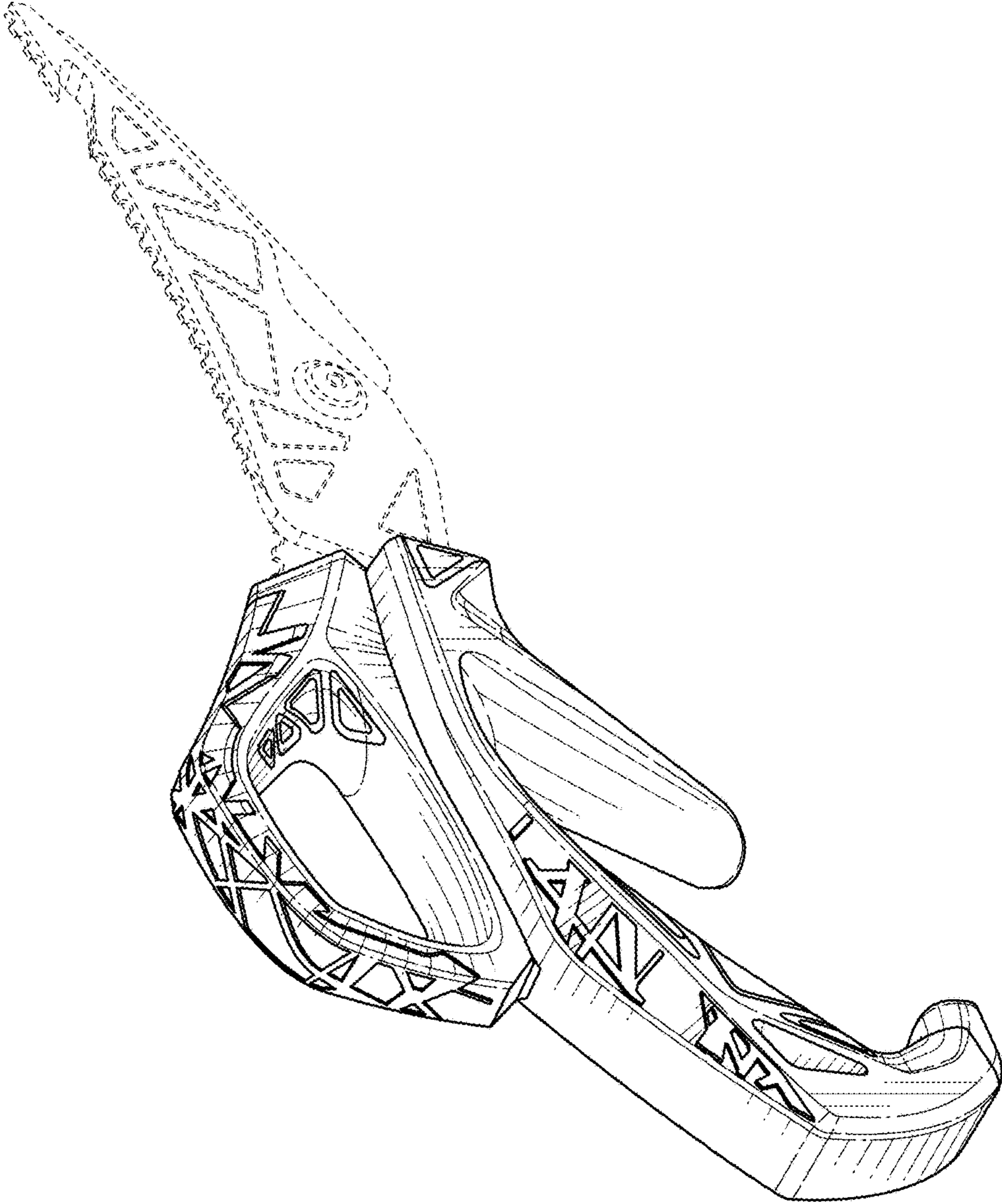


FIG. 8