



US00D855718S

(12) **United States Design Patent**
Hsu

(10) **Patent No.:** **US D855,718 S**

(45) **Date of Patent:** **** Aug. 6, 2019**

(54) **EXERCISE PLATFORM**

(71) Applicant: **CHIA LIN SPORT CO., LTD.**, Hemei Township, Changhua County (TW)

(72) Inventor: **Chih-Yu Hsu**, Hemei Township, Changhua County (TW)

(**) Term: **15 Years**

(21) Appl. No.: **29/604,825**

(22) Filed: **May 20, 2017**

(51) **LOC (12) Cl.** **21-02**

(52) **U.S. Cl.**
USPC **D21/671**

(58) **Field of Classification Search**
USPC D21/668, 688, 671, 686, 662, 689, 687, D21/413, 412, 423, 692, 694, 698, 760, D21/765, 766, 769, 803; 472/135, 110, 472/14, 218, 269, 409, 451, 452; 600/595; 473/451, 452, 269, 409; D6/349, 353, 406.3, 582, 592, 685, D6/707.22; 280/205, 87.042, 609; D14/413, 419; 482/70, 79, 71, 132, 34, 482/146, 142, 93, 105, 110, 121, 123, 482/126, 130, 139, 141, 147, 148, 51, 52, 482/77
CPC A63B 22/001; A63B 21/4035; A63B 22/0664; A63B 21/0552; A63B 21/225; A63B 2208/0204; A63B 21/0442
See application file for complete search history.

(56) **References Cited**

U.S. PATENT DOCUMENTS

D353,636 S * 12/1994 Le Roux D21/671
5,545,115 A * 8/1996 Corcoran A63B 22/16
482/146
5,897,474 A * 4/1999 Romero A63B 22/14
446/396

D469,486 S * 1/2003 Olson D21/662
D471,605 S * 3/2003 Teff D21/662
D481,086 S * 10/2003 Broudy D21/689
6,916,276 B1 * 7/2005 Robinson A63B 22/16
482/147
D564,604 S * 3/2008 Mikail D21/688
D583,006 S * 12/2008 Hennings, III D21/801
7,632,218 B2 * 12/2009 Sannes A63B 22/18
482/146
D659,776 S * 5/2012 Zydiak D21/688
8,226,096 B2 * 7/2012 Reyes, Jr. A63C 17/016
280/11.226
D695,367 S * 12/2013 Lovegrove D21/671
8,734,308 B1 * 5/2014 Joslin A63B 22/16
482/142
8,936,539 B2 * 1/2015 Richard A63B 71/0036
482/123
D740,381 S * 10/2015 Heath D21/688
9,295,879 B2 * 3/2016 Palmer A63B 26/003
D776,769 S * 1/2017 Heath D21/688
D804,590 S * 12/2017 Hillson D21/671
2004/0014571 A1 * 1/2004 Haynes A63B 21/0004
482/142
2012/0264579 A1 * 10/2012 Klein A63B 22/0015
482/146

(Continued)

Primary Examiner — Ryan Harvey

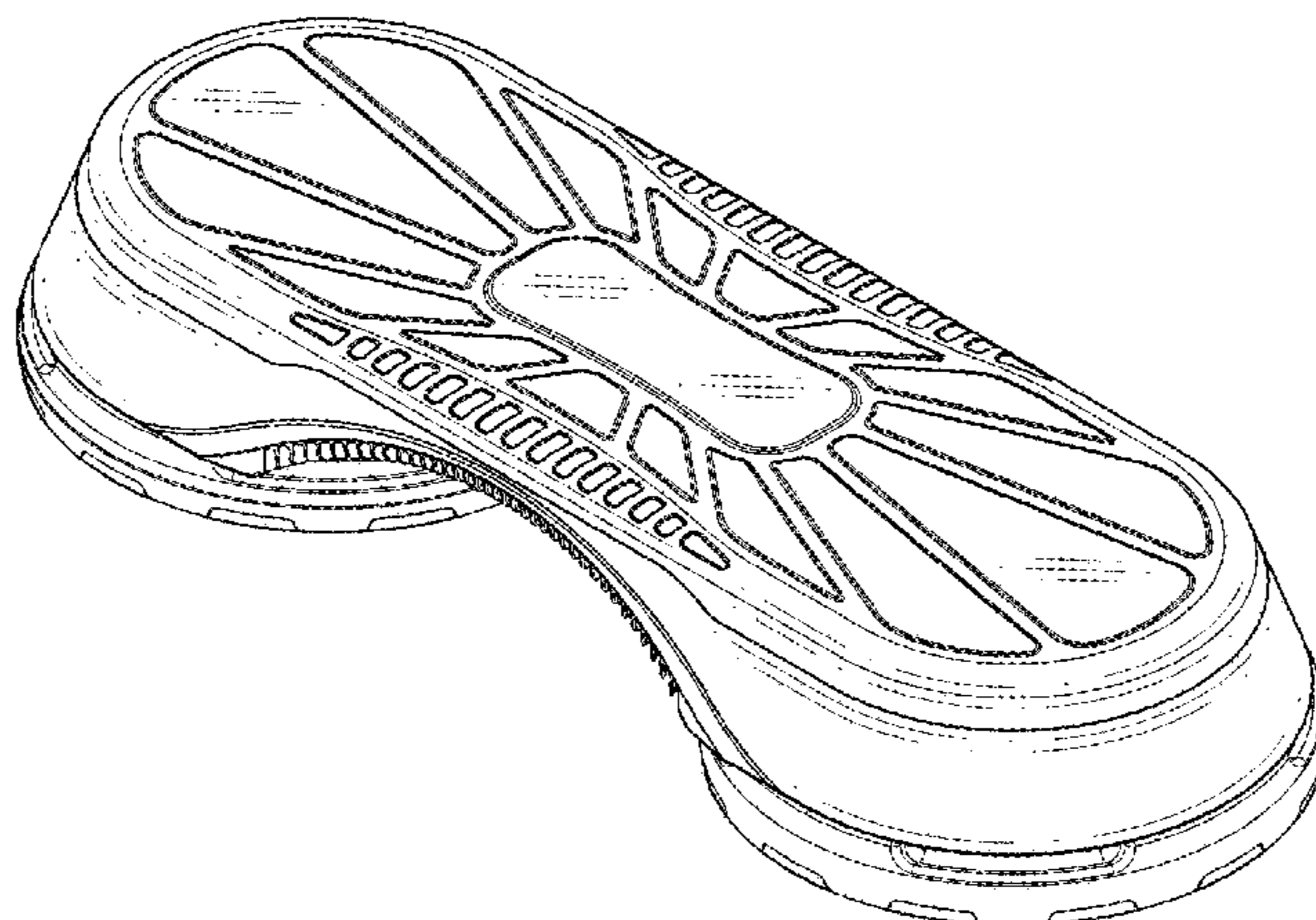
(57) **CLAIM**

The ornamental design for an exercise platform, as shown and described.

DESCRIPTION

FIG. 1 is a perspective view of an exercise platform showing my new design;
FIG. 2 is a front elevational view thereof;
FIG. 3 is a rear elevational view thereof;
FIG. 4 is a left side elevational view thereof;
FIG. 5 is a right side elevational view thereof;
FIG. 6 is a top plan view thereof; and,
FIG. 7 is a bottom plan view thereof.

1 Claim, 4 Drawing Sheets



(56)

References Cited

U.S. PATENT DOCUMENTS

2013/0178346 A1* 7/2013 Lin A63B 22/16
482/146
2014/0228187 A1* 8/2014 Moscarello A63B 26/003
482/142
2017/0080284 A1* 3/2017 Hillson A63B 23/0458
2019/0030393 A1* 1/2019 Petersen A63B 22/203

* cited by examiner

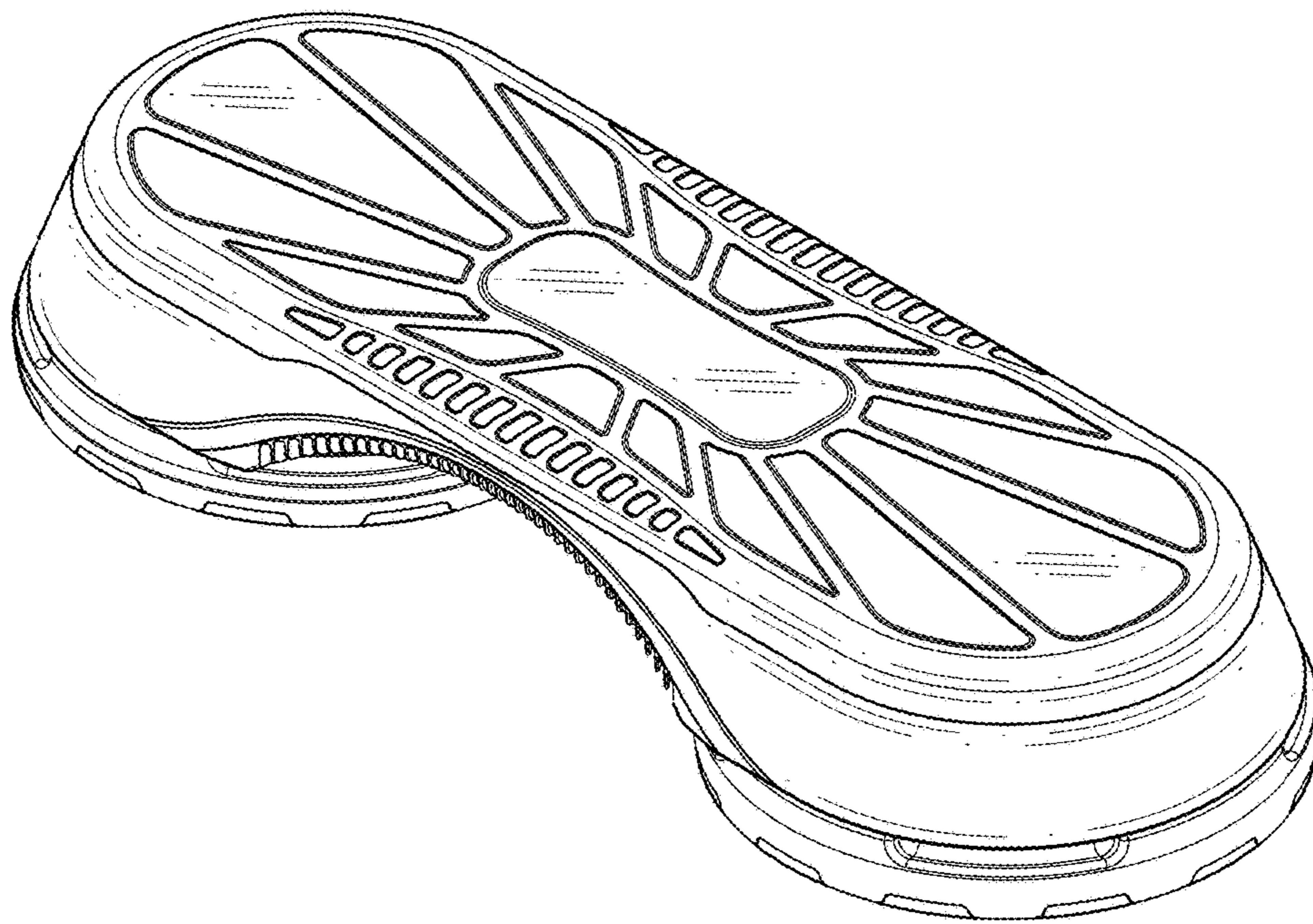


FIG. 1




FIG. 2

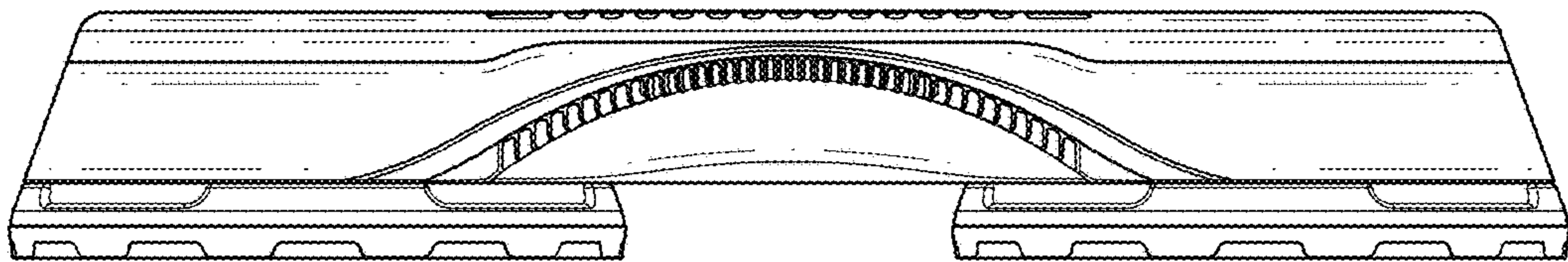


FIG. 3

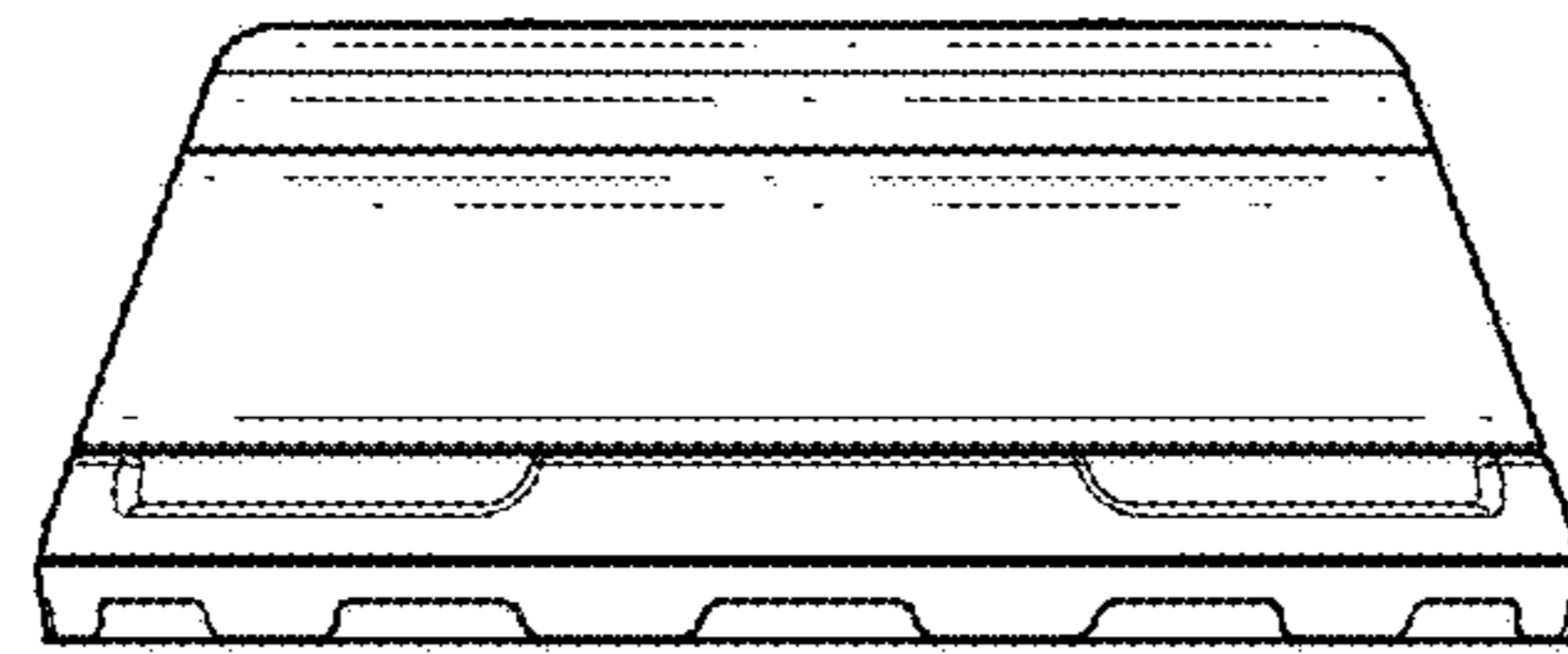


FIG. 4




FIG. 5

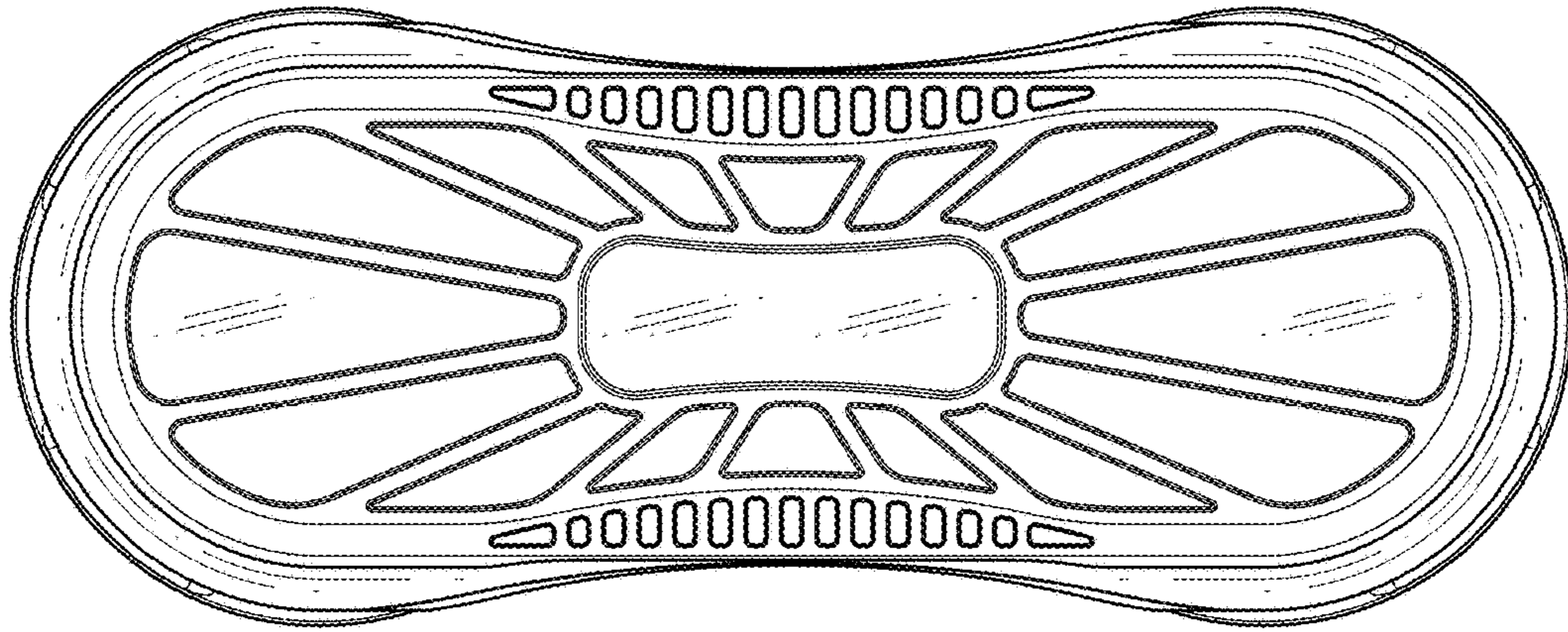


FIG. 6




FIG. 7