



US00D855710S

(12) **United States Design Patent** (10) **Patent No.:** **US D855,710 S**
Buonocore (45) **Date of Patent:** **** Aug. 6, 2019**

(54) **PLUSH DINOSAUR** 5,895,308 A * 4/1999 Spector A63H 3/02
446/397
(71) Applicant: **Ontel Products Corporation**, Fairfield, NJ (US) D417,356 S * 12/1999 Rosenstadt A63H 3/02
D21/576
6,126,507 A * 10/2000 Lieberman A42B 1/004
446/72
(72) Inventor: **Carly Buonocore**, Lincoln Park, NJ (US) D441,411 S * 5/2001 Griswell D21/630
D540,893 S * 4/2007 Rutherford D21/615
D640,752 S * 6/2011 Ivanic D21/615
(73) Assignee: **Ontel Products Corporation**, Fairfield, NJ (US) D679,343 S * 4/2013 Yeh D21/576
D704,283 S * 5/2014 Carlson D21/615
D706,882 S * 6/2014 Carlson D21/615
D752,692 S * 3/2016 Arias Segui D21/576
D787,230 S * 5/2017 Lee D6/598
9,975,053 B1 * 5/2018 Sutton A63H 3/12
2014/0237700 A1 8/2014 Albert

(**) Term: **15 Years**
(21) Appl. No.: **29/679,228**
(22) Filed: **Feb. 4, 2019**
(51) **LOC (12) Cl.** **21-01**
(52) **U.S. Cl.**
USPC **D21/615**
(58) **Field of Classification Search**
USPC D6/598; D11/158, 162; D21/576–596,
D21/604–605, 615, 630; 446/368–369,
446/376, 428, 487
CPC ... A63H 3/00; A63H 3/02; A63H 3/04; A63H
3/12; A63H 3/16; A63H 3/28; A63H
33/00; A63H 11/00; A63H 11/10; A63H
11/20; A63H 13/00; A63H 33/04; A63H
33/08
See application file for complete search history.


(56) **References Cited**
U.S. PATENT DOCUMENTS
5,090,938 A * 2/1992 Reynolds A63H 3/12
446/369
D348,173 S * 6/1994 Keller D21/615
D408,193 S * 4/1999 Bear D21/615

* cited by examiner
Primary Examiner — Sandra L Morris
(74) *Attorney, Agent, or Firm* — John S. Artz; Dickinson Wright PLLC

(57) **CLAIM**
I claim the ornamental design for a plush dinosaur, as shown and described.

DESCRIPTION
FIG. 1 is a front perspective view of a plush dinosaur; FIG. 2 is a front view of the plush dinosaur of FIG. 1; FIG. 3 is a rear view of the plush dinosaur of FIG. 1; FIG. 4 is a right side view of the plush dinosaur of FIG. 1; FIG. 5 is a left side view of the plush dinosaur of FIG. 1; FIG. 6 is a top view of the plush dinosaur of FIG. 1; and, FIG. 7 is a bottom view of the plush dinosaur of FIG. 1. The broken lines in the drawings illustrate portions of the plush dinosaur that form no part of the claimed design.

1 Claim, 4 Drawing Sheets






FIG. 1




FIG. 2

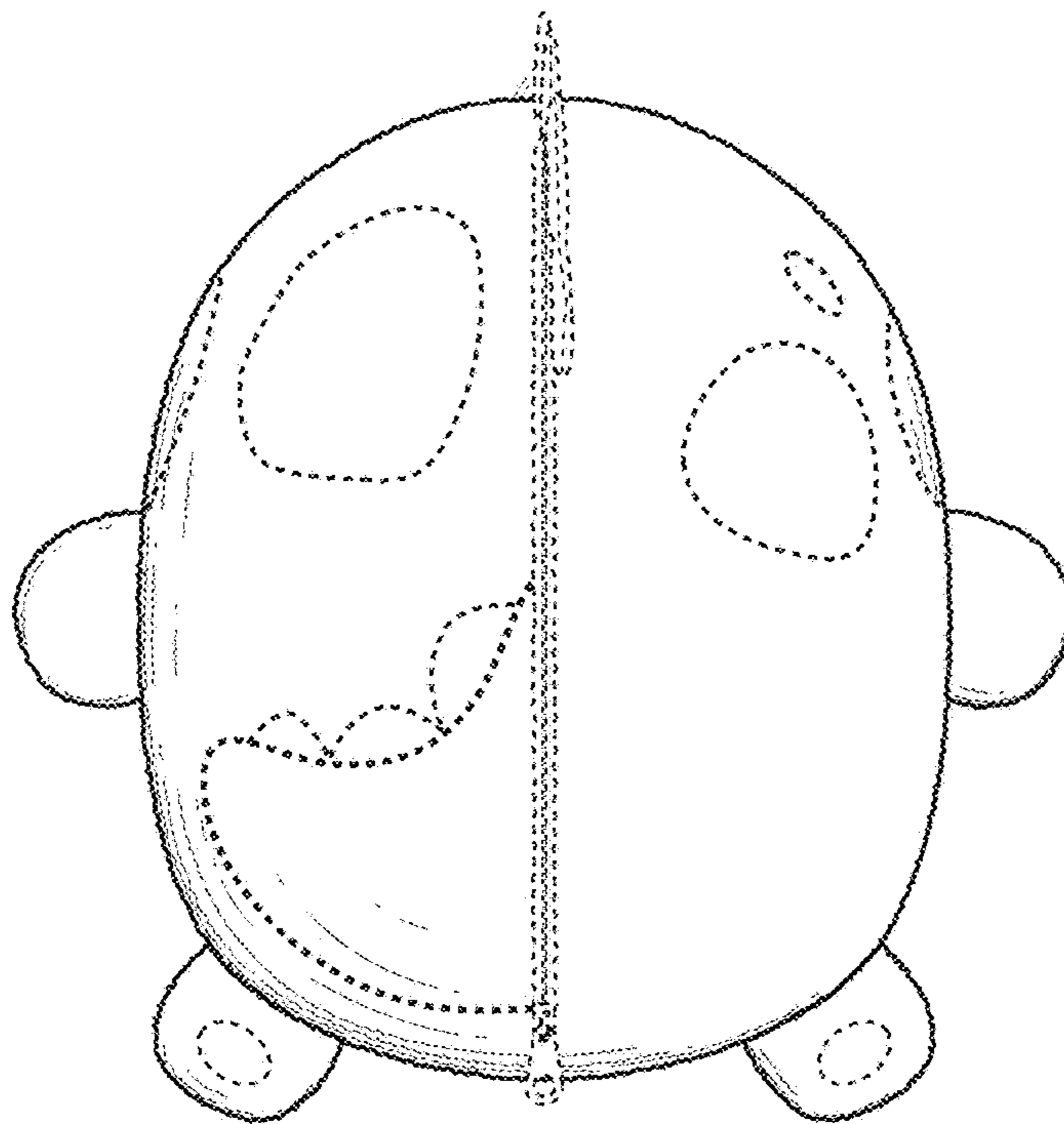


FIG. 3

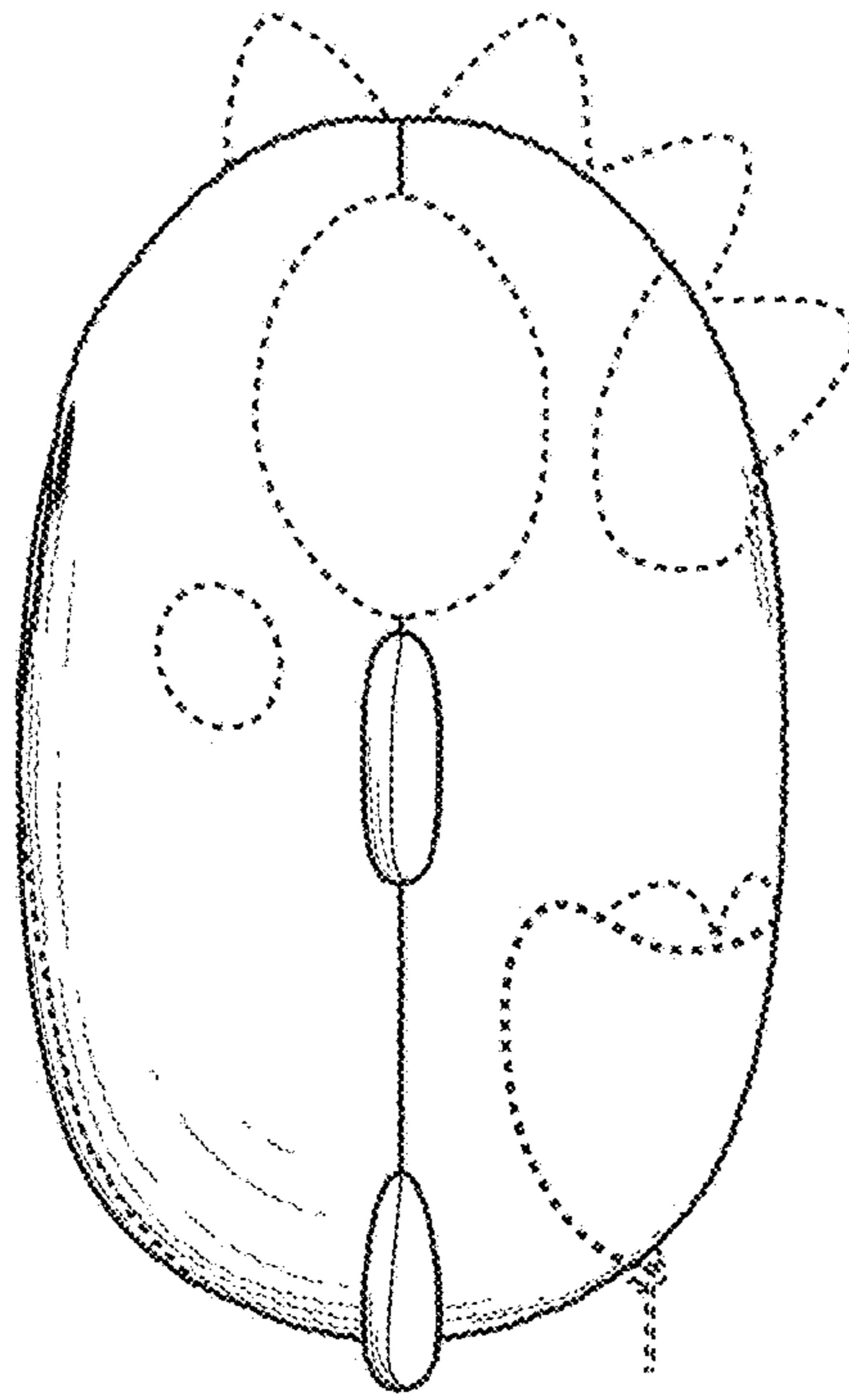


FIG. 4

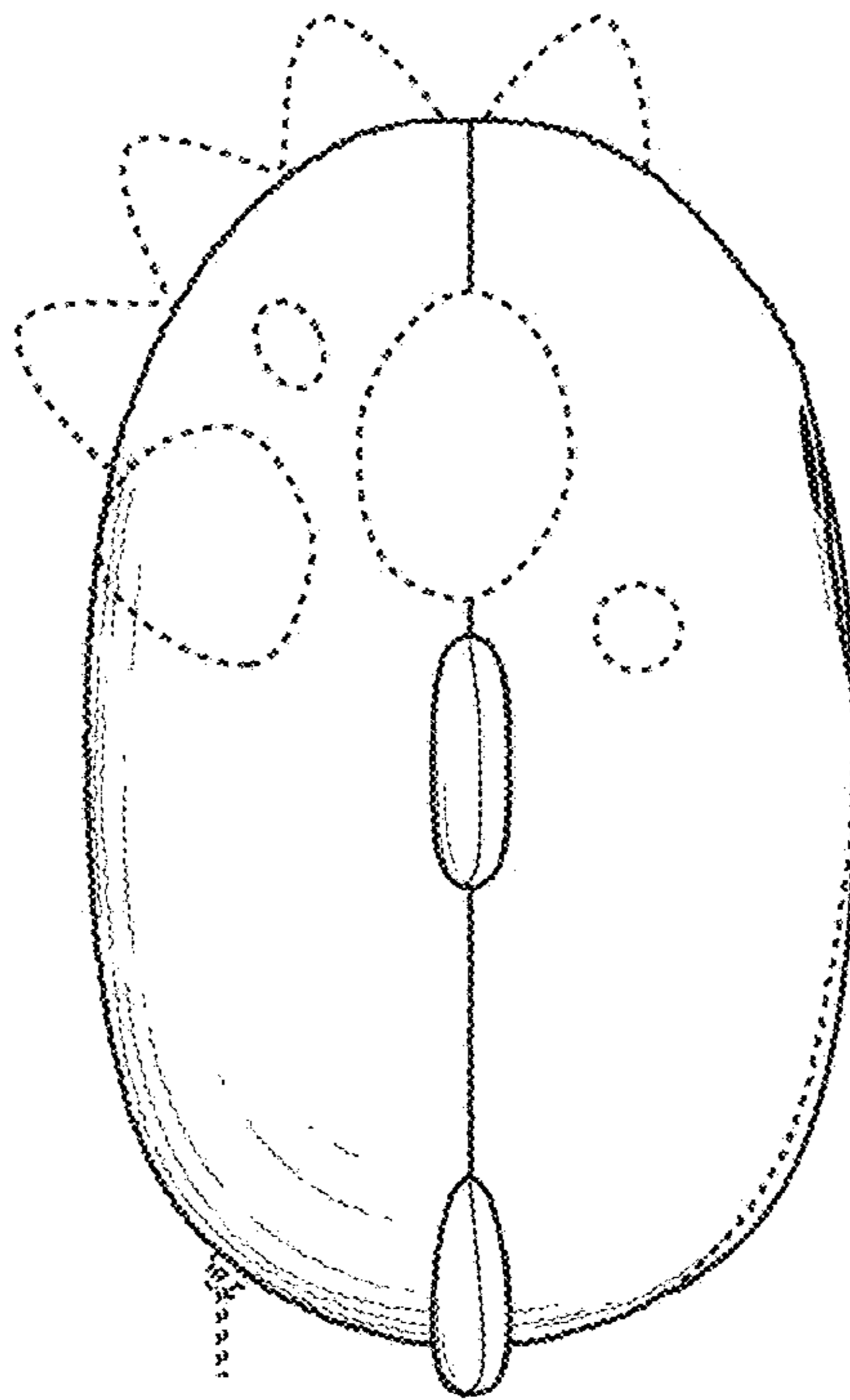


FIG. 5

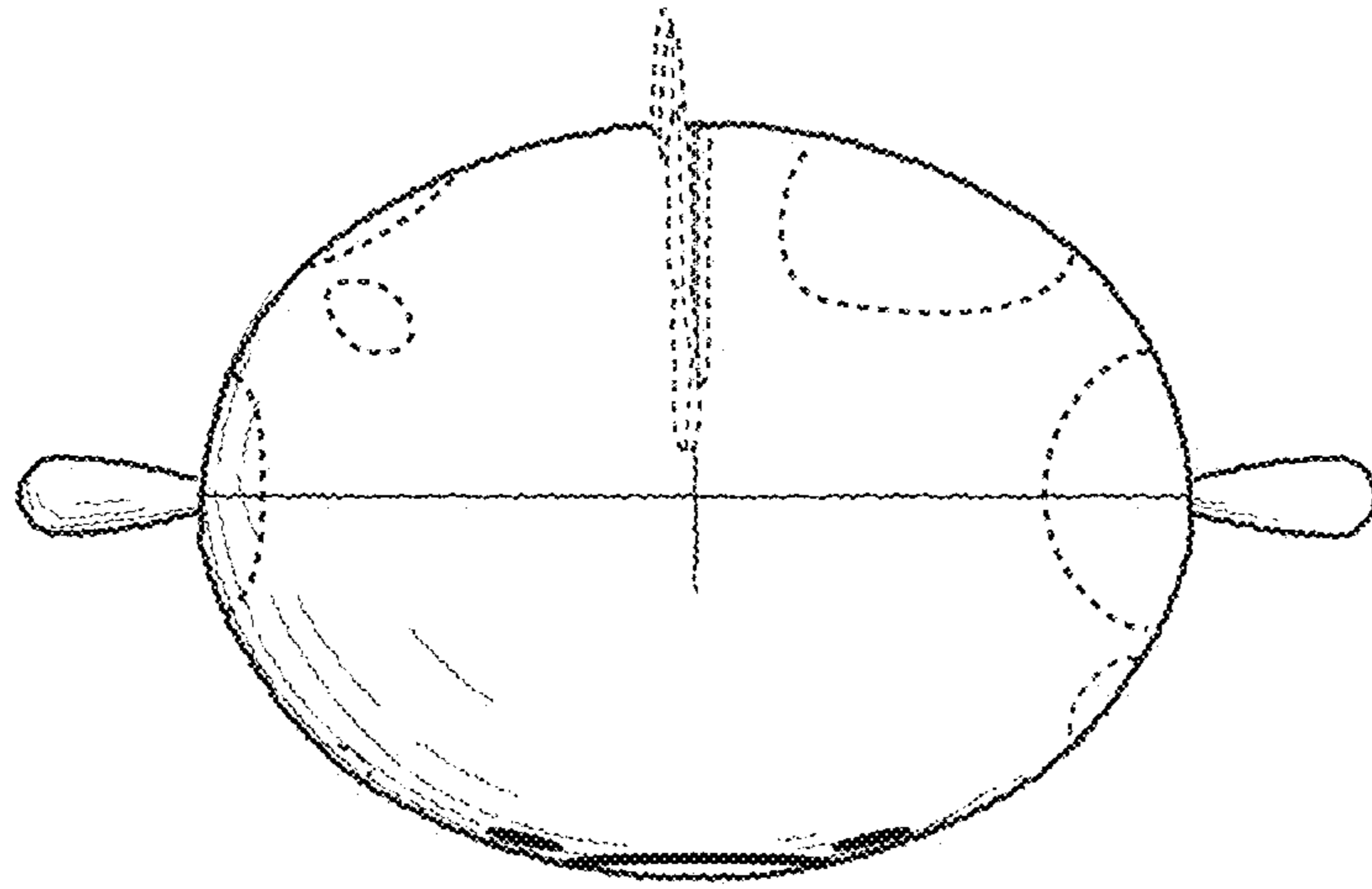


FIG. 6

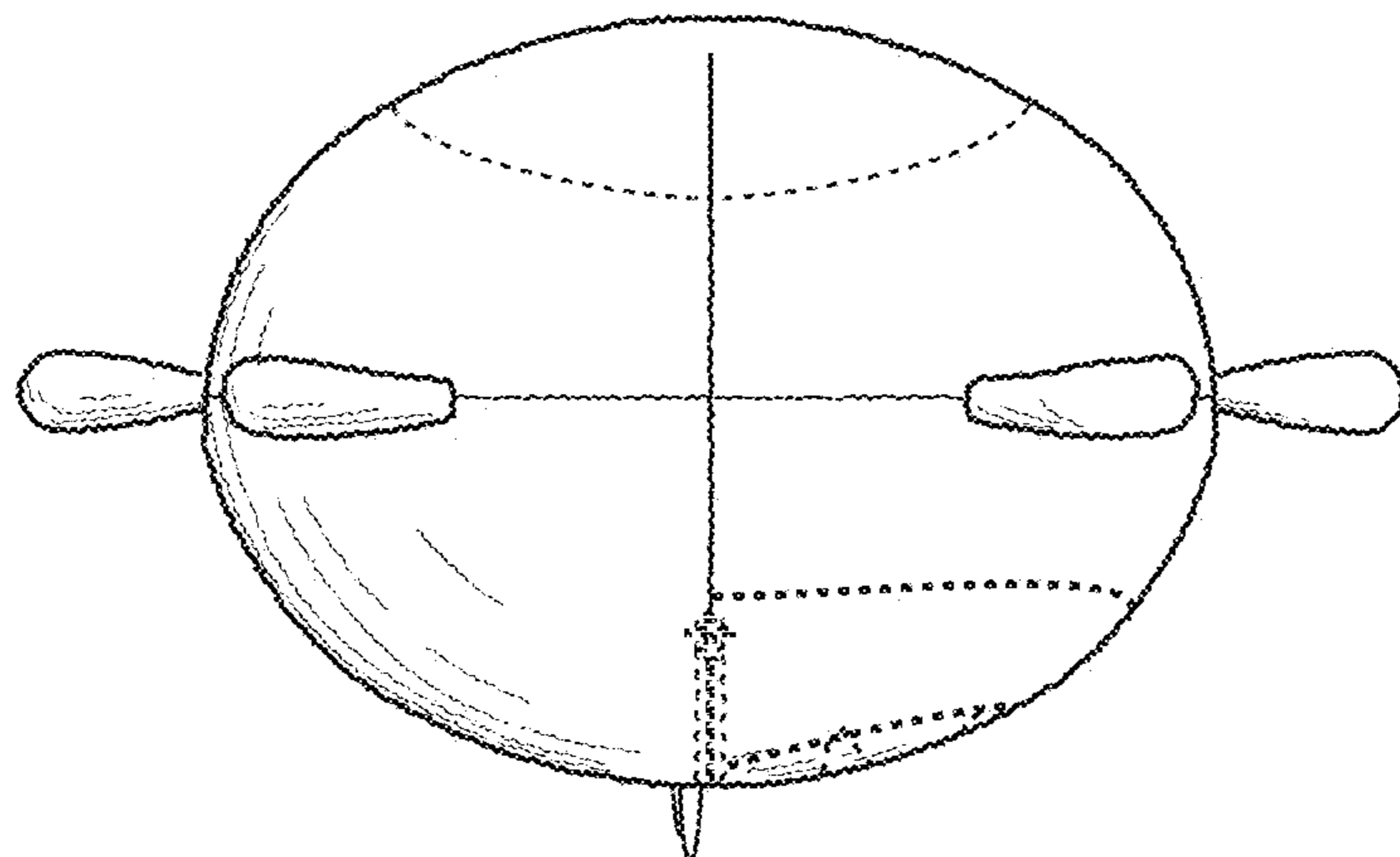


FIG. 7