



US00D855694S

(12) **United States Design Patent**
Zingre et al.

(10) **Patent No.:** **US D855,694 S**

(45) **Date of Patent:** **** Aug. 6, 2019**

(54) **CARD HOLDER**

B42D 2033/30; G09F 1/00; G09F 1/06;
G09F 1/08; G09F 19/02; G09F 19/08;
A47B

(71) Applicant: **Amazon Technologies, Inc.**, Seattle,
WA (US)

(Continued)

(72) Inventors: **Erin Zingre**, Seattle, WA (US); **Manish
R. Bansal**, Snoqualmie, WA (US);
Deana Lyn Jirak, Seattle, WA (US);
Hersh Narayan, Seattle, WA (US);
Carrie Rosengren, Seattle, WA (US);
Suhag Saraiya, Issaquah, WA (US);
Vivek Singh, Seattle, WA (US)

(56)

References Cited

U.S. PATENT DOCUMENTS

D533,804 S * 12/2006 Anastasiadis D11/84
D729,313 S * 5/2015 Glass D19/3

(Continued)

Primary Examiner — Abraham Bahta

(73) Assignee: **Amazon Technologies, Inc.**, Seattle,
WA (US)

(74) *Attorney, Agent, or Firm* — Lee & Hayes, P.C.

(**) Term: **15 Years**

(57)

CLAIM

The ornamental design for a card holder, as shown and
described.

(21) Appl. No.: **29/637,316**

DESCRIPTION

(22) Filed: **Feb. 15, 2018**

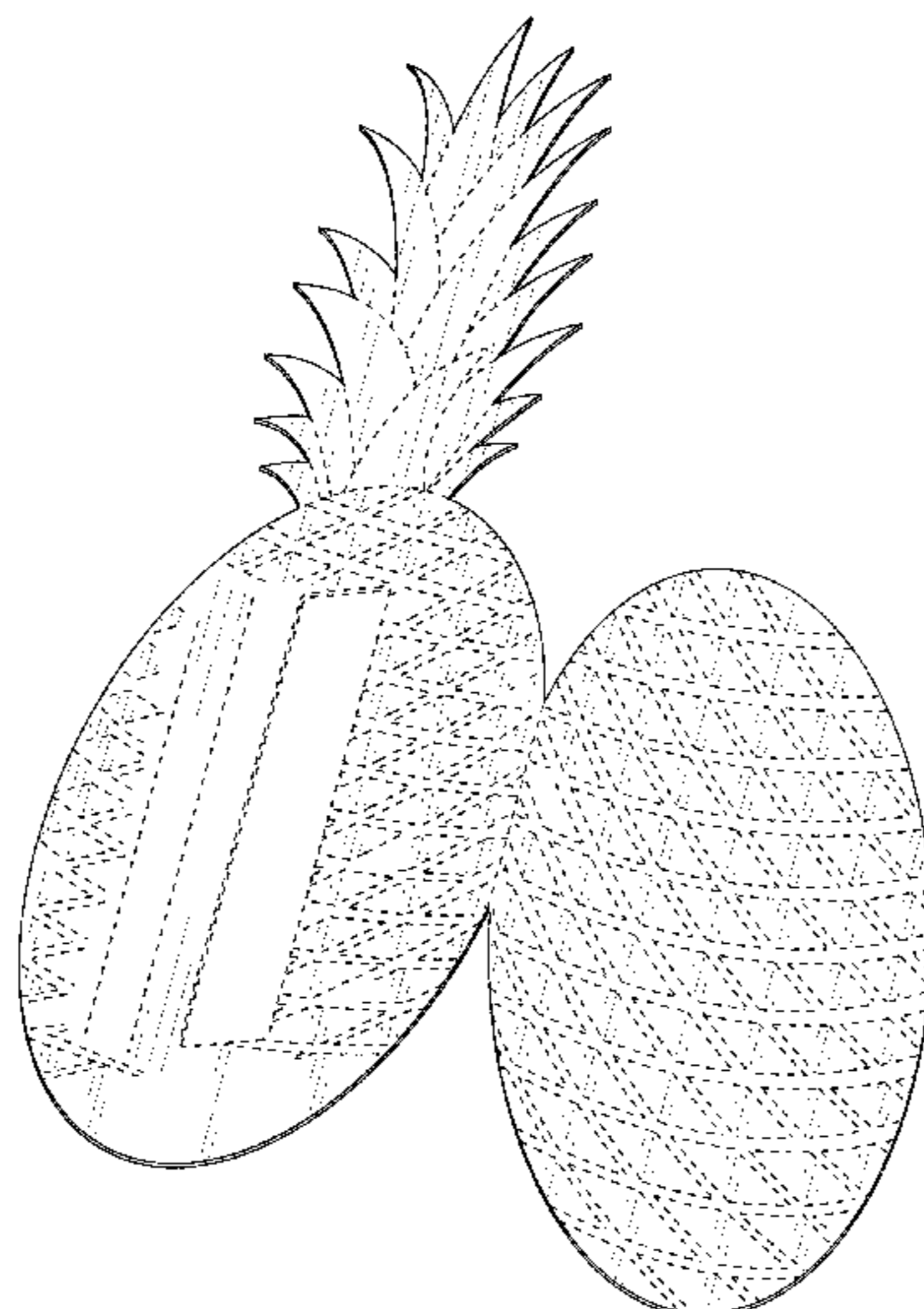
(51) **LOC (12) Cl.** **19-01**

(52) **U.S. Cl.**
USPC **D19/2**

(58) **Field of Classification Search**
USPC D19/1-8, 82, 100; 40/124.01-124.15,
40/582, 540, 443, 442, 902, 672, 617,
40/599, 331, 359, 360, 625, 717, 455,
40/124.191, 493, 501; 446/147, 215, 217,
446/227, 228, 236, 238; 206/449, 308.3,
206/307; 428/42.1, 203-204, 913.3,
428/7-11, 15-18, 542.2; 283/2-4, 74-75,
283/91, 103, 105-106; D20/10, 22, 42,
D20/27, 40; 229/92, 92.1, 92.8, 300-303
CPC B42D 25/00; B42D 25/20; B42D 25/23;
B42D 25/26; B42D 25/29; B42D 25/30;
B42D 25/285; B42D 15/022; B42D
15/027; B42D 15/045; B42D 15/042;
B42D 2033/00; B42D 2033/02; B42D
2033/04; B42D 2033/08; B42D 2033/10;
B42D 2033/16; B42D 2033/18; B42D
2033/20; B42D 2033/22; B42D 2033/28;

FIG. 1 is a first perspective view of a card holder in a
partially closed position, taken from the front.
FIG. 2 is a second perspective view of the card holder in the
partially closed position, taken from the back.
FIG. 3 is a front view of the card holder of FIG. 1 shown in
an opened position.
FIG. 4 is a first back view of the card holder of FIG. 1 shown
in the opened position.
FIG. 5 is a left-side view of the card holder of FIG. 1 shown
in the opened position.
FIG. 6 is a right-side view of the card holder of FIG. 1 shown
in the opened position.
FIG. 7 is a top view of the card holder of FIG. 1 shown in
the opened position.
FIG. 8 is a bottom view of the card holder of FIG. 1 shown
in the opened position; and,
FIG. 9 is a second back view of the card holder of FIG. 1
shown in the opened position with a disclaimed card.
The broken lines depict portions of the card holder or
environment of the card holder which form no part of the
claimed design.

1 Claim, 9 Drawing Sheets



- (58) **Field of Classification Search**
CPC 63/00; B42F 7/02; A47F 7/14; A47F 7/142
See application file for complete search history.

(56) **References Cited**

U.S. PATENT DOCUMENTS

D782,323 S *	3/2017	Sezanayev	B65D 21/0217 D9/645
D797,186 S *	9/2017	Nelson	D19/1
D819,730 S *	6/2018	Flores	D19/1
D826,323 S *	8/2018	Schwab	D19/4
D836,455 S *	12/2018	Gillespie	D9/645

* cited by examiner




FIG. 1




FIG. 2




FIG. 3




FIG. 4



FIG. 5




FIG. 6

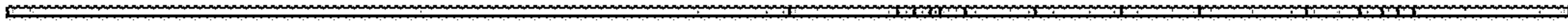


FIG. 7



FIG. 8




FIG. 9