



US00D855628S

(12) **United States Design Patent** (10) **Patent No.:** **US D855,628 S**
Elias et al. (45) **Date of Patent:** **** Aug. 6, 2019**

(54) **ELECTRONIC DEVICE MOUNT**
(71) Applicants: **James Harrison Elias**, Rosenheim (DE); **Eric Johnston**, Marion, NY (US)

5,810,313 A 9/1998 Armstrong
5,924,661 A 7/1999 Chernack
6,073,902 A 6/2000 Hiles
(Continued)

(72) Inventors: **James Harrison Elias**, Rosenheim (DE); **Eric Johnston**, Marion, NY (US)

FOREIGN PATENT DOCUMENTS

(**) Term: **15 Years**

DE 102008061036 6/2010
DE 202011108150 2/2012
(Continued)

(21) Appl. No.: **29/618,318**

(22) Filed: **Sep. 20, 2017**

OTHER PUBLICATIONS

Related U.S. Application Data

“The pod Tripod Alternative—beanbag with a bolt travel,” Pahmer Enterprises Ltd, <https://www.thepod.ca/>; 2 pages.
(Continued)

(63) Continuation-in-part of application No. 29/604,727, filed on May 19, 2017.

(51) **LOC (12) Cl.** **08-07**

(52) **U.S. Cl.**
USPC **D14/447**

(58) **Field of Classification Search**
USPC D14/447, 432, 434, 439, 440, 451, 452, D14/457, 239; D8/363, 373, 380; D6/406.3, 406.4, 406.5, 406.6; D12/415; D16/214, 242, 244, 245
CPC A47B 21/04; A47B 2097/006; A47B 2097/005; A47B 2023/049; A45C 2011/002; A45C 2011/003; F16M 2200/00; F16M 13/00

Primary Examiner — Angela J Lee

(74) *Attorney, Agent, or Firm* — Michael J. Nickerson; Basch & Nickerson LLP

See application file for complete search history.

(57) **CLAIM**

The ornamental design for an electronic device mount, as shown and described.

(56) **References Cited**

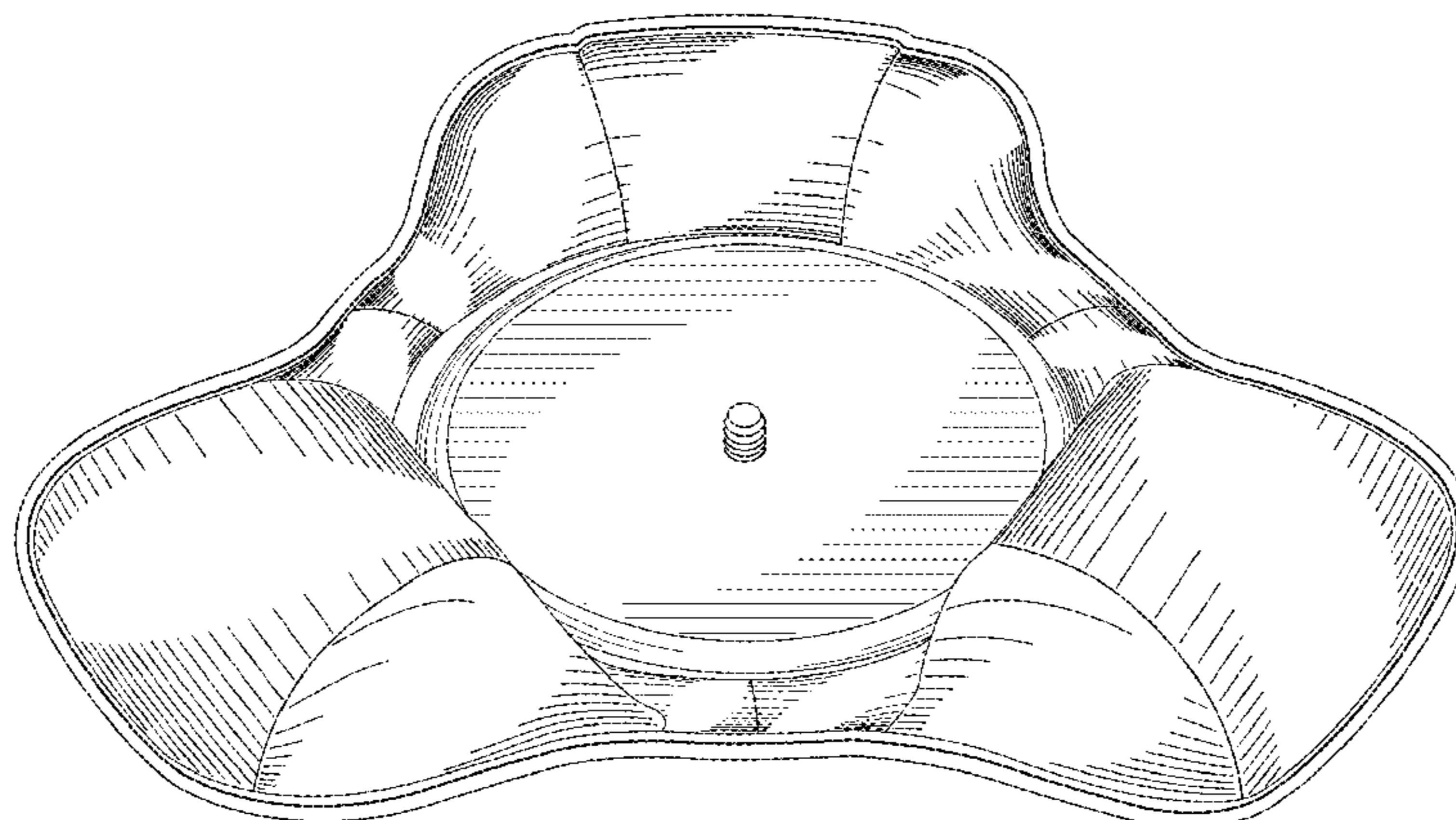
U.S. PATENT DOCUMENTS

4,162,696 A 7/1979 Sprung
4,355,777 A 10/1982 Greenstreet
4,501,401 A 2/1985 Conee
4,606,524 A 8/1986 Conee
4,788,916 A 12/1988 Saxton
D310,677 S 9/1990 Stidham, Jr. et al.
D312,650 S 12/1990 Charrier
5,350,147 A 9/1994 Paganus

DESCRIPTION

FIG. 1 is a perspective view of the top, front and right sides of an electronic device mount shown in a typical use configuration;
FIG. 2 is a front view of the electronic device mount;
FIG. 3 is a rear view of the electronic device mount;
FIG. 4 is a left side view of the electronic device mount;
FIG. 5 is right side view of the electronic device mount; and, FIG. 6 is a top view of the electronic device mount.
The bottom of the electronic device mount is flat and devoid of surface ornamentation.
The broken-lines in the above-described figures are for illustrative purposes only, and form no part of the claimed design.

1 Claim, 4 Drawing Sheets



(56)

References Cited

U.S. PATENT DOCUMENTS

D427,572 S * 7/2000 Solomon D14/439
 6,315,120 B1 11/2001 Tally et al.
 6,330,992 B1 12/2001 Swayhoover et al.
 6,371,345 B1 4/2002 Leyen et al.
 6,439,530 B1 8/2002 Schoenfish et al.
 7,403,613 B2 7/2008 Liou
 D588,392 S 3/2009 Yang et al.
 7,682,543 B2 3/2010 Carnevali
 7,690,614 B1 4/2010 Mudd et al.
 D629,806 S * 12/2010 Ho D14/434
 7,988,106 B2 8/2011 Carnevali
 7,992,831 B2 8/2011 Fan
 D657,795 S * 4/2012 Smith D14/447
 D680,121 S * 4/2013 Yamamoto D14/447
 D687,833 S * 8/2013 Gittins D14/447
 8,544,640 B1 10/2013 Hilton
 D703,674 S * 4/2014 Zito D14/447
 D706,333 S * 6/2014 Chun D16/244
 D706,855 S * 6/2014 Matsumoto D16/244
 D719,961 S * 12/2014 Xiang D14/447
 D731,496 S * 6/2015 Voorhees D14/447
 D739,857 S * 9/2015 Lay D10/80
 D748,639 S * 2/2016 Khodapanah D14/447
 D757,835 S 5/2016 Tabuchi
 D773,325 S * 12/2016 Browning D10/74
 2003/0102419 A1 6/2003 Carnevali
 2007/0152117 A1 7/2007 Byrd
 2008/0203263 A1 8/2008 Carnevali
 2009/0108166 A1 4/2009 Fan
 2009/0242719 A1 10/2009 Carnevali
 2010/0193649 A1 8/2010 Wiegiers
 2010/0287810 A1 11/2010 Kleppe

2012/0070141 A1 3/2012 Scholz et al.
 2012/0255982 A1 10/2012 Craig
 2014/0054426 A1 2/2014 Burns
 2014/0325818 A1 11/2014 Mayfield

FOREIGN PATENT DOCUMENTS

EP 2520845 12/2013
 EP 1491986 12/2014
 GB 622680 5/1949
 GB 2359144 8/2001
 GB 2432223 6/2007
 GB 2457440 8/2009
 GB 2472820 2/2011
 WO WO199811380 3/1998
 WO WO200061336 10/2000
 WO WO2007077430 7/2007
 WO WO2007086089 8/2007

OTHER PUBLICATIONS

Photos of Known Camera Mount Products. Dates of introduction unknown.
 Foba Base Plate for Tripod Heads, https://www.bhphotovideo.com/c/product/17972-REG/Foba_BALGO_Base_Plate.html, Nov. 25, 2008.
 Manfrotto 241 B Pump Cup with Flat Base—for Lightweight Equipment, <https://www.bhphotovideo.com> (review dated Dec. 10, 2016).
 Panavise NoSKID DashMount—Weighted Dashboard Mount, <https://www.bhphotovideo.com> (review dated Aug. 3, 2016).
 Ecklasphere Swing Tripod, <http://www.eckla.de/en/ecklasphere-swing-tripod.html>, (www.archive.org date of Dec. 13, 2016).

* cited by examiner

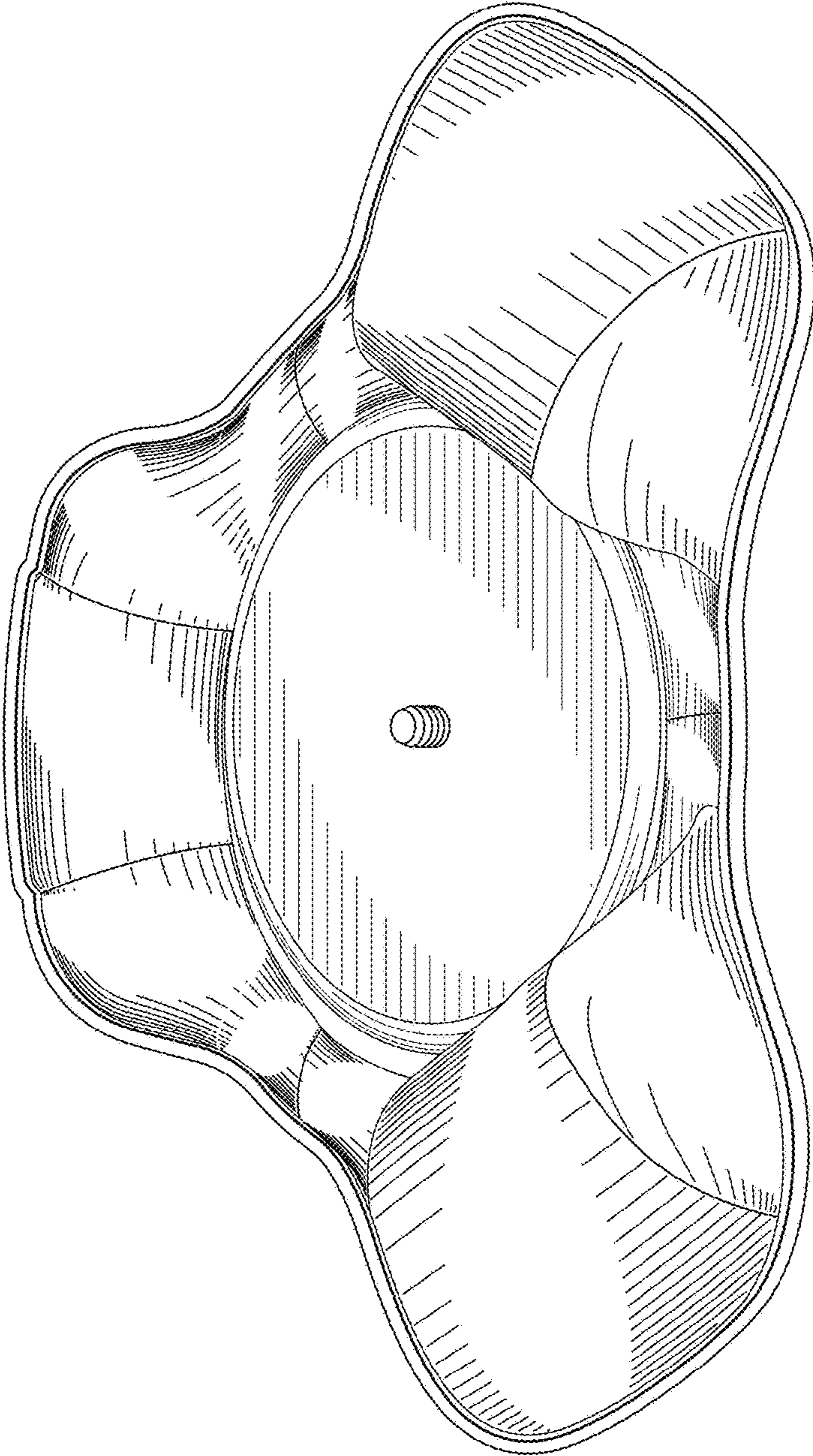


FIG. 1

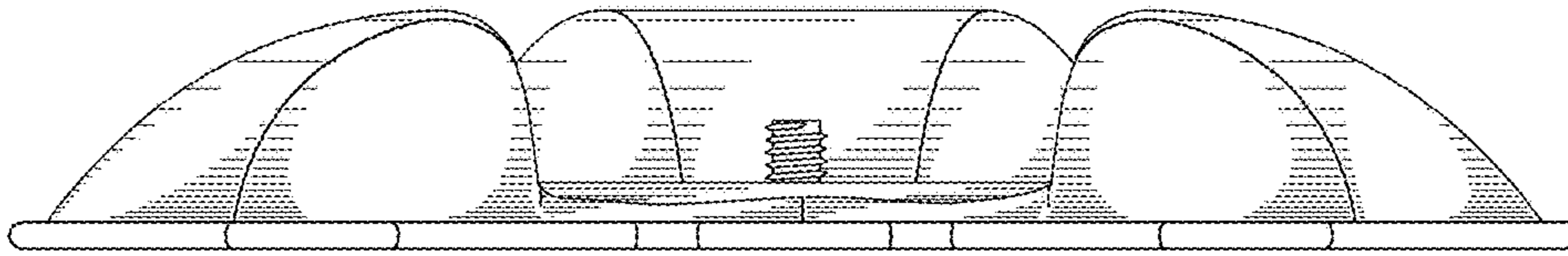


FIG. 2

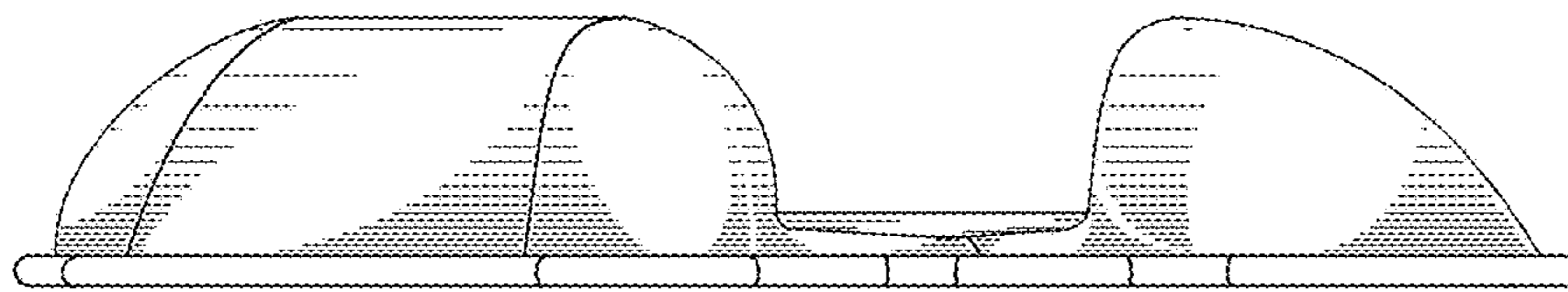


FIG. 3




FIG. 4

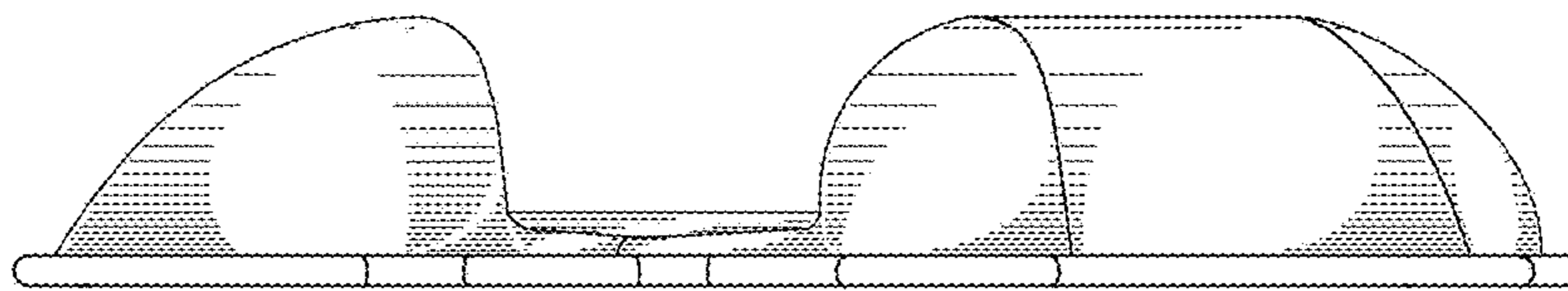


FIG. 5

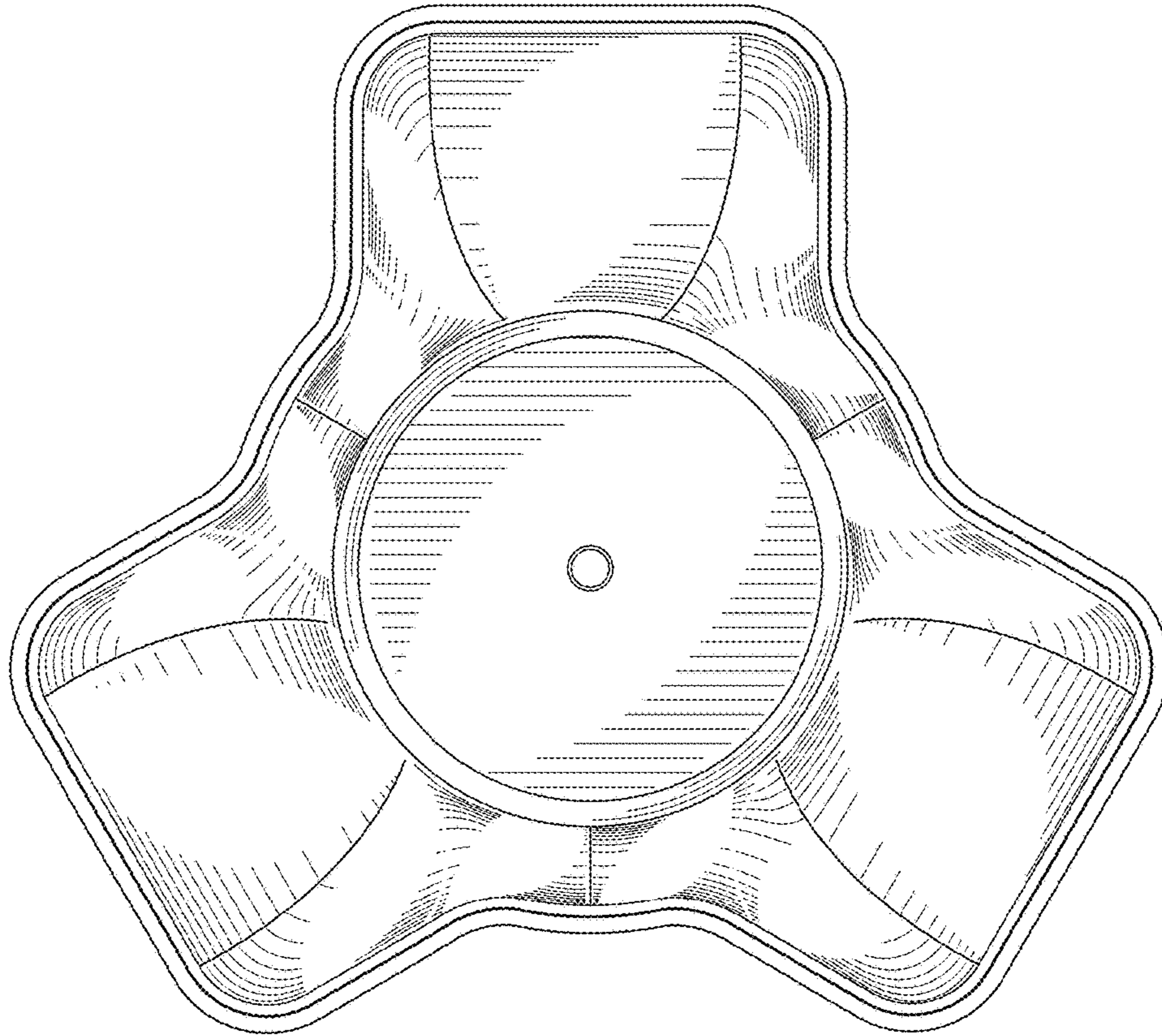


FIG. 6