



US00D855627S

(12) **United States Design Patent** (10) **Patent No.:** **US D855,627 S**  
**Elias et al.** (45) **Date of Patent:** **\*\* \*Aug. 6, 2019**

(54) **ELECTRONIC DEVICE MOUNT**  
(71) Applicants: **James Harrison Elias**, Rosenheim (DE); **Eric Johnston**, Marion, NY (US)

D310,677 S 9/1990 Stidham, Jr. et al.  
D312,650 S 12/1990 Charrier  
5,350,147 A 9/1994 Paganus  
(Continued)

(72) Inventors: **James Harrison Elias**, Rosenheim (DE); **Eric Johnston**, Marion, NY (US)

**FOREIGN PATENT DOCUMENTS**

(\* ) Notice: This patent is subject to a terminal disclaimer.

DE 102008061036 6/2010  
DE 202011108150 2/2012  
(Continued)

(\*\*) Term: **15 Years**

**OTHER PUBLICATIONS**

(21) Appl. No.: **29/618,317**

Foba Base Plate for Tripod Heads, [https://www.bhphotovideo.com/c/product/17972-REG/Foba\\_BALGO\\_Base\\_Plate.html](https://www.bhphotovideo.com/c/product/17972-REG/Foba_BALGO_Base_Plate.html), Nov. 25, 2008.

(22) Filed: **Sep. 20, 2017**

(Continued)

**Related U.S. Application Data**

(63) Continuation-in-part of application No. 29/604,727, filed on May 19, 2017.

*Primary Examiner* — Angela J Lee

(51) **LOC (12) Cl.** ..... **08-07**

(74) *Attorney, Agent, or Firm* — Michael J. Nickerson; Basch & Nickerson LLP

(52) **U.S. Cl.**  
USPC ..... **D14/447**

(57) **CLAIM**

(58) **Field of Classification Search**  
USPC ..... D14/447, 432, 434, 439, 440, 451, 452, D14/457, 239; D8/363, 373, 380; D6/406.3, 406.4, 406.5, 406.6; D12/415; D16/214, 242, 244, 245  
CPC ..... A47B 21/04; A47B 2097/006; A47B 2097/005; A47B 2023/049; A45C 2011/002; A45C 2011/003; F16M 2200/00; F16M 13/00  
See application file for complete search history.

The ornamental design for an electronic device mount, as shown and described.

**DESCRIPTION**

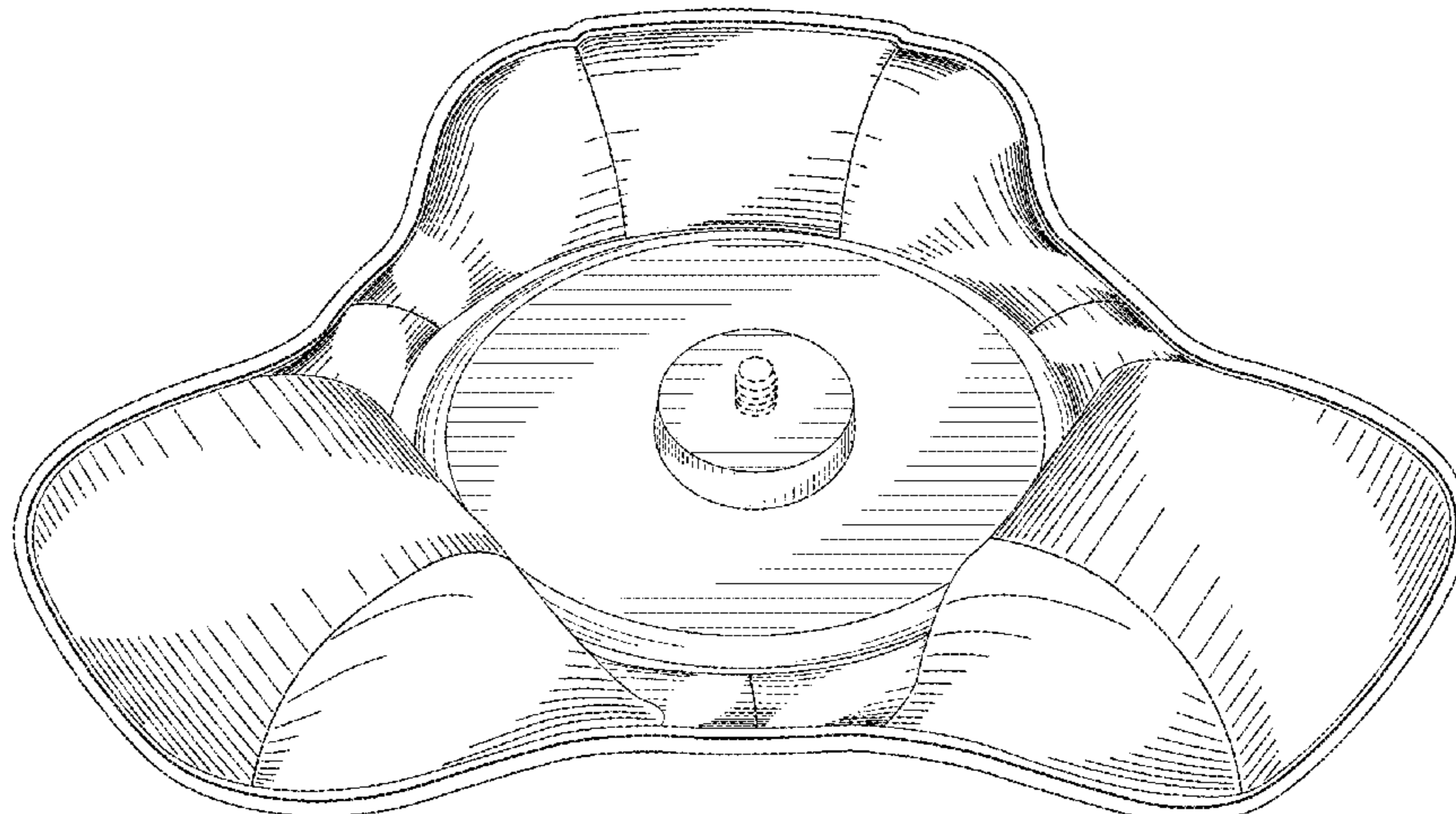
(56) **References Cited**

**U.S. PATENT DOCUMENTS**

4,162,696 A 7/1979 Sprung  
4,355,777 A 10/1982 Greenstreet  
4,501,401 A 2/1985 Conee  
4,606,524 A 8/1986 Conee  
4,788,916 A 12/1988 Saxton

FIG. 1 is a perspective view of the top, front and right sides of an electronic device mount shown in a typical use configuration;  
FIG. 2 is a front view of the electronic device mount;  
FIG. 3 is a rear view of the electronic device mount;  
FIG. 4 is a left side view of the electronic device mount;  
FIG. 5 is right side view of the electronic device mount; and,  
FIG. 6 is a top view of the electronic device mount.  
The bottom of the electronic device mount is flat and devoid of surface ornamentation.  
The broken-lines in the above-described figures are for illustrative purposes only, and form no part of the claimed design.

**1 Claim, 4 Drawing Sheets**



(56)

References Cited

U.S. PATENT DOCUMENTS

5,810,313 A 9/1998 Armstrong  
 5,924,661 A 7/1999 Chernack  
 6,073,902 A 6/2000 Hiles  
 D427,572 S \* 7/2000 Solomon ..... D14/439  
 6,315,120 B1 11/2001 Tally et al.  
 6,330,992 B1 12/2001 Swayhoover et al.  
 6,371,345 B1 4/2002 Leyen et al.  
 6,439,530 B1 8/2002 Schoenfish et al.  
 7,403,613 B2 7/2008 Liou  
 D588,392 S 3/2009 Yang et al.  
 7,682,543 B2 3/2010 Carnevali  
 7,690,614 B1 4/2010 Mudd et al.  
 D629,806 S \* 12/2010 Ho ..... D14/434  
 7,988,106 B2 8/2011 Carnevali  
 7,992,831 B2 8/2011 Fan  
 D657,795 S \* 4/2012 Smith ..... D14/447  
 D680,121 S \* 4/2013 Yamamoto ..... D14/447  
 D687,833 S \* 8/2013 Gittins ..... D14/447  
 8,544,640 B1 10/2013 Hilton  
 D703,674 S \* 4/2014 Zito ..... D14/447  
 D706,333 S \* 6/2014 Chun ..... D16/244  
 D706,855 S \* 6/2014 Matsumoto ..... D16/244  
 D719,961 S \* 12/2014 Xiang ..... D14/447  
 D731,496 S \* 6/2015 Voorhees ..... D14/447  
 D739,857 S \* 9/2015 Lay ..... D10/80  
 D748,639 S \* 2/2016 Khodapanah ..... D14/447  
 D757,835 S 5/2016 Tabuchi  
 D773,325 S \* 12/2016 Browning ..... D10/74  
 2003/0102419 A1 6/2003 Carnevali  
 2007/0152117 A1 7/2007 Byrd  
 2008/0203263 A1 8/2008 Carnevali  
 2009/0108166 A1 4/2009 Fan  
 2009/0242719 A1 10/2009 Carnevali  
 2010/0193649 A1 8/2010 Wieggers

2010/0287810 A1 11/2010 Kleppe  
 2012/0070141 A1 3/2012 Scholz et al.  
 2012/0255982 A1 10/2012 Craig  
 2014/0054426 A1 2/2014 Burns  
 2014/0325818 A1 11/2014 Mayfield

FOREIGN PATENT DOCUMENTS

EP 2520845 12/2013  
 EP 1491986 12/2014  
 GB 622680 5/1949  
 GB 2359144 8/2001  
 GB 2432223 6/2007  
 GB 2457440 8/2009  
 GB 2472820 2/2011  
 WO WO199811380 3/1998  
 WO WO200061336 10/2000  
 WO WO2007077430 7/2007  
 WO WO2007086089 8/2007

OTHER PUBLICATIONS

Manfrotto 241 B Pump Cup with Flat Base—for Lightweight Equipment, <https://www.bhphotovideo.com> (review dated Dec. 10, 2016).  
 Panavise NoSKID DashMount—Weighted Dashboard Mount, <https://www.bhphotovideo.com> (review dated Aug. 3, 2016).  
 Ecklasphere Swing Tripod, <http://www.eckla.de/en/ecklasphere-swing-tripod.html>, (www.archive.org date of Dec. 13, 2016).  
 “The pod Tripod Alternative-beanbag with a bolt travel,” Pahmer Enterprises Ltd, <https://www.thepod.ca/>; 2 pages.  
 Photos of Known Camera Mount Products. Dates of introduction unknown.

\* cited by examiner

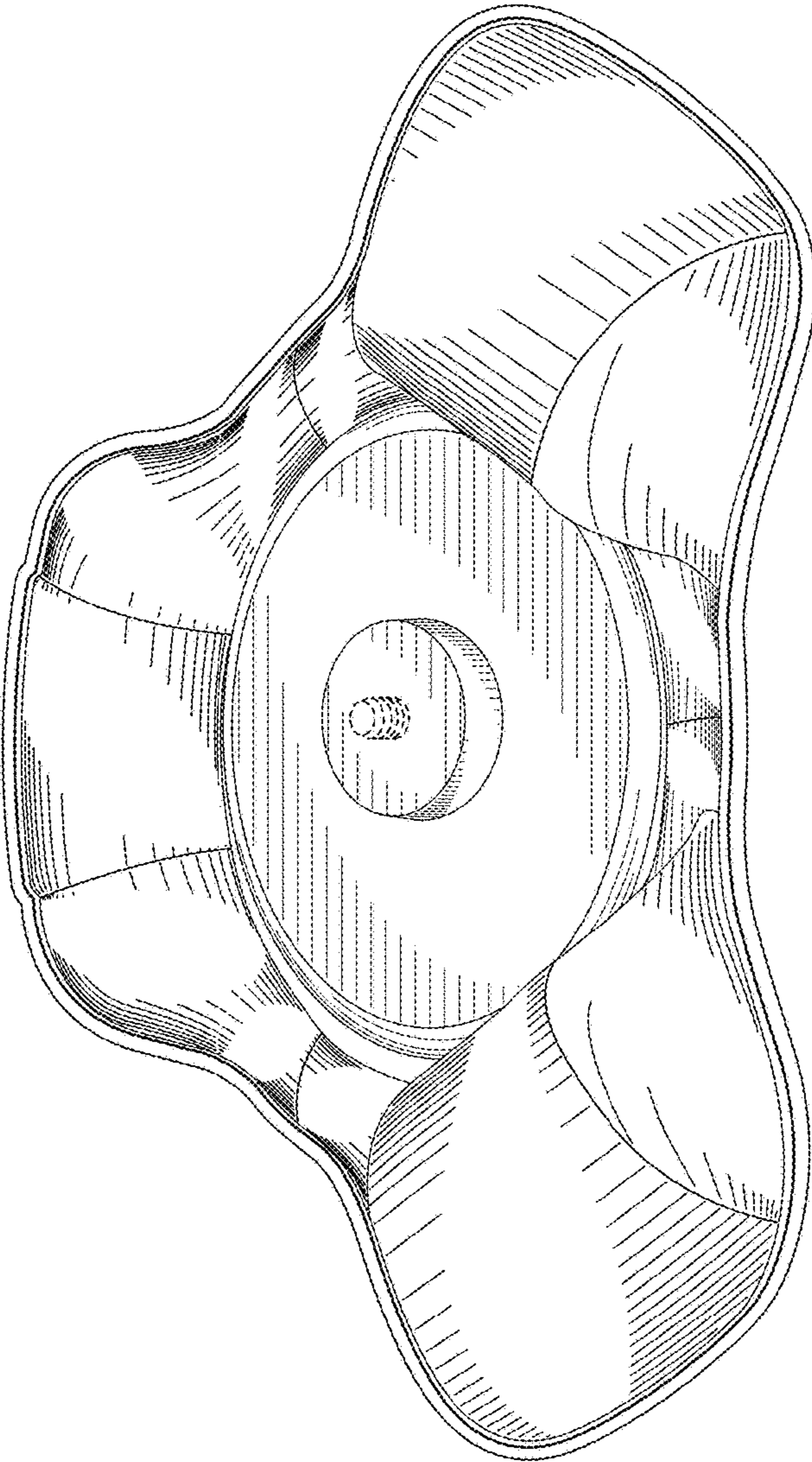


FIG. 1




FIG. 2

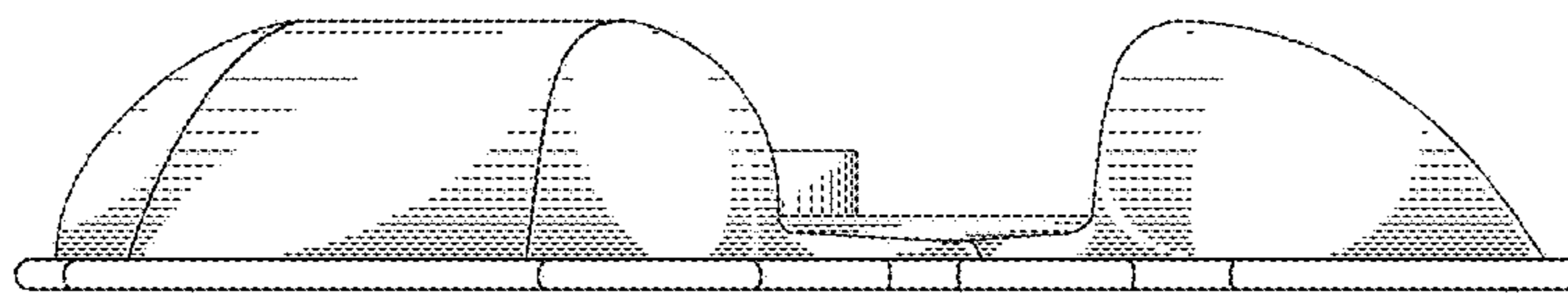


FIG. 3




FIG. 4

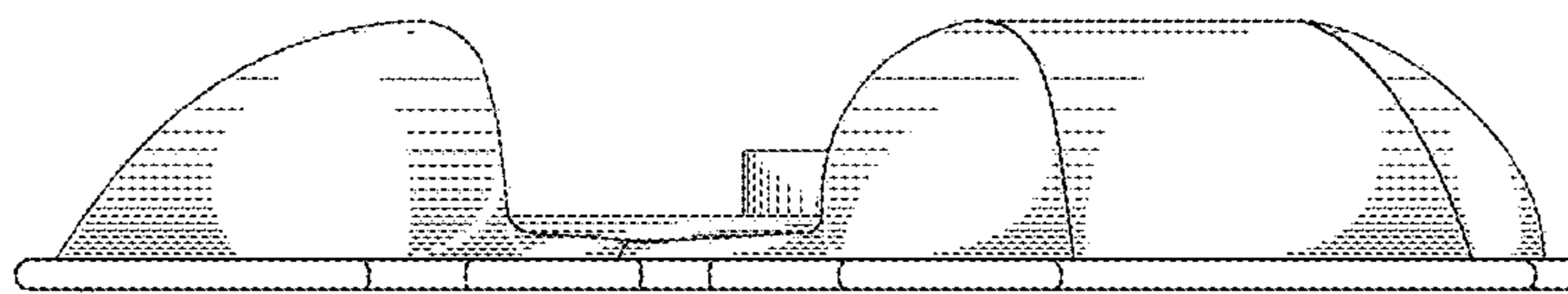


FIG. 5

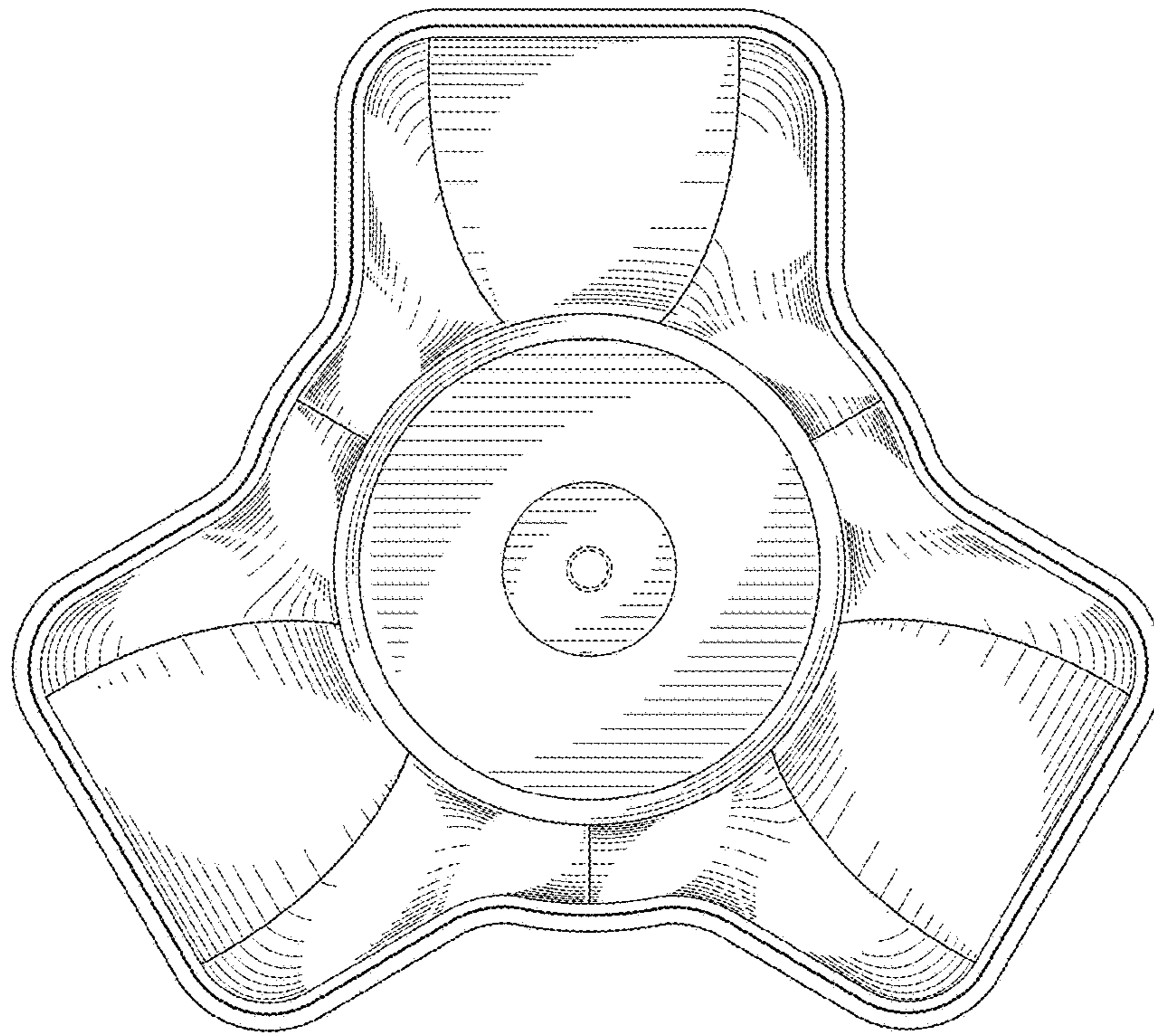


FIG. 6