



US00D855610S

(12) **United States Design Patent**
Wei

(10) **Patent No.:** **US D855,610 S**

(45) **Date of Patent:** **** Aug. 6, 2019**

(54) **MOBILE PHONE COVER**

(71) Applicant: **3P.M. Shenzhen Manufacturing Limited**, Shenzhen (CN)

(72) Inventor: **Rongxuan Wei**, Shenzhen (CN)

(73) Assignee: **3P.M. SHENZHEN MANUFACTURING LIMITED**, Shenzhen (CN)

(**) Term: **15 Years**

(21) Appl. No.: **29/613,400**

(22) Filed: **Aug. 10, 2017**

(30) **Foreign Application Priority Data**

May 22, 2017 (CN) 2017 3 0191431

(51) **LOC (12) Cl.** **14-03**

(52) **U.S. Cl.**
USPC **D14/250**

(58) **Field of Classification Search**
USPC D14/143, 189, 203.2-203.7, 217, 238.1, D14/240, 248, 250-253, 440, 447, 496; D3/201, 218, 247-251, 269, 273, 301, D3/303; D13/103, 107-108, 119; D5/32-39

CPC A45C 1/06; A45C 11/00; A45C 13/02; A45C 2011/002; A45F 2005/026; A45F 2200/0525; A45F 2200/0516; H04B 1/3888; H04M 1/0283; H04M 1/0202
See application file for complete search history.

(56) **References Cited**

U.S. PATENT DOCUMENTS

D687,027 S * 7/2013 Melanson D14/250
D697,504 S * 1/2014 Yang D14/250

D714,770 S * 10/2014 Nolan D14/250
D759,641 S * 6/2016 Lai D14/250
D765,632 S * 9/2016 Northrup D14/250
D779,471 S * 2/2017 Tien D14/250
D798,287 S * 9/2017 Wright D14/250
D798,855 S * 10/2017 Wright D14/250
D816,074 S * 4/2018 Deng D14/250
9,979,429 B2 * 5/2018 Altschul H04B 1/3888
D820,246 S * 6/2018 Li D14/250
D839,256 S * 1/2019 Kim D14/250
D839,860 S * 2/2019 Kim D14/250
D839,863 S * 2/2019 Ahn D14/250
2013/0257240 A1 * 10/2013 Hong H04B 1/3888
312/223.1
2014/0221056 A1 * 8/2014 Gandhi H04B 1/3888
455/575.8

* cited by examiner

Primary Examiner — Lilyana Bekic

Assistant Examiner — Aula Soroush

(74) *Attorney, Agent, or Firm* — Hemisphere Law, PLLC; Zhigang Ma

(57) **CLAIM**

The ornamental design for a mobile phone cover, as shown and described.

DESCRIPTION

FIG. 1 is a perspective view of a mobile phone cover, showing my new design;
FIG. 2 is a front view thereof;
FIG. 3 is a rear view thereof;
FIG. 4 is a left side view thereof;
FIG. 5 is a right side view thereof;
FIG. 6 is a top plan view thereof; and,
FIG. 7 is a bottom plan view thereof.

1 Claim, 7 Drawing Sheets





FIG.1



FIG. 2



FIG.3




FIG.4




FIG.5




FIG.6




FIG. 7