



US00D855598S

(12) **United States Design Patent** (10) **Patent No.:** **US D855,598 S**
Lee et al. (45) **Date of Patent:** **** Aug. 6, 2019**

(54) **ELECTRONIC DEVICE**

(56) **References Cited**

(71) Applicant: **Samsung Electronics Co., Ltd.**,
Suwon-si (KR)
(72) Inventors: **Minhyouk Lee**, Seongnam-si (KR);
Hyounghsin Park, Seoul (KR); **Jooho**
Seo, Seoul (KR)
(73) Assignee: **SAMSUNG ELECTRONICS CO.,**
LTD., Suwon-si (KR)

U.S. PATENT DOCUMENTS

D629,779 S * 12/2010 Ahn D14/138 AD
D670,262 S 11/2012 Mitchell
D675,586 S * 2/2013 Choi D14/138 G
D682,239 S 5/2013 Yeh
D692,880 S 11/2013 Song
D693,789 S 11/2013 Ryu
D700,589 S 3/2014 Yoo
D701,192 S 3/2014 Park

(Continued)

(**) Term: **15 Years**

OTHER PUBLICATIONS

(21) Appl. No.: **29/597,775**

Samsung Galaxy S6 edge plus, Aug. 2015, [online], [site visited
Oct. 5, 2018]. Retrieved from url:https://www.gsmarena.com/
samsung_galaxy_s6_edge+-pictures-7467.php (Year: 2015).*

(22) Filed: **Mar. 20, 2017**

(Continued)

Related U.S. Application Data

(63) Continuation of application No. 29/539,073, filed on
Sep. 10, 2015, now Pat. No. Des. 783,010.

Primary Examiner — Cathron C Brooks

Assistant Examiner — Tracey J Bell

(74) *Attorney, Agent, or Firm* — McAndrews Held &
Malloy, Ltd.

(30) **Foreign Application Priority Data**

Sep. 10, 2015 (KR) 30-2015-0035545

(51) **LOC (12) Cl.** **14-03**

(52) **U.S. Cl.**
USPC **D14/248**

(58) **Field of Classification Search**
USPC D14/138 R, 138 G, 248, 250, 341, 203.1,
D14/203.3, 203.7, 218; D21/329;
D10/50, 65, 104.1
CPC G06F 1/1626; G06F 1/1652; H04M 1/027;
H04M 1/0202; H04M 1/0279; H04M
1/0235; H04M 1/0237; H04M 1/0239;
H04M 1/0266; H04M 1/0268; H04M
1/0295

See application file for complete search history.

(57) **CLAIM**

The ornamental design for an electronic device, as shown
and described.

DESCRIPTION

FIG. 1 is a front perspective view of an electronic device
showing our new design;
FIG. 2 is a front elevation view thereof;
FIG. 3 is a rear elevation view thereof;
FIG. 4 is a left side elevation view thereof;
FIG. 5 is a right side elevation view thereof;
FIG. 6 is a top plan view thereof; and,
FIG. 7 is a bottom plan view thereof.
The dashed broken lines depict portions of the electronic
device that form no part of the claimed design.
The dot-dash broken lines represent a boundary line that
forms no part of the claimed design.

1 Claim, 5 Drawing Sheets



(56)

References Cited

U.S. PATENT DOCUMENTS

D710,816 S 8/2014 Koh
 D728,543 S 5/2015 Chung
 D730,860 S 6/2015 Ryu
 D730,862 S 6/2015 Lim
 D732,500 S 6/2015 Choe
 D740,246 S 10/2015 Kim
 D742,347 S 11/2015 Kim
 D744,973 S 12/2015 Lee
 D746,245 S 12/2015 Ryu
 D749,536 S 2/2016 Hachiya
 D750,587 S 3/2016 Park
 D764,427 S 8/2016 Park
 D764,429 S 8/2016 Choe
 D765,624 S 9/2016 Kim
 D765,645 S 9/2016 Kim
 D783,010 S * 4/2017 Lee D14/248
 D783,562 S * 4/2017 Lee D14/138 AA
 D784,279 S * 4/2017 Lee D14/138 G
 D784,309 S * 4/2017 Lee D14/248
 D789,317 S * 6/2017 Lee D14/138 G
 D791,730 S * 7/2017 Li D14/138 G
 D792,394 S * 7/2017 Lee D14/341
 D797,724 S * 9/2017 Lee D14/341
 D797,725 S * 9/2017 Lee D14/341

D797,726 S * 9/2017 Lee D14/341
 D803,806 S * 11/2017 Lee D14/138 G
 D809,514 S * 2/2018 Lee D14/348
 D812,583 S * 3/2018 Lee D14/138 G
 D813,186 S * 3/2018 Lee D14/138 G
 D813,854 S * 3/2018 Lee D14/248
 D817,942 S * 5/2018 Lee D14/248
 D828,820 S * 9/2018 Song D14/138 G
 2015/0212626 A1 * 7/2015 Kim H04M 1/0268
 345/174
 2016/0234362 A1 * 8/2016 Moon H04M 1/0202
 2017/0289324 A1 * 10/2017 Yeo H04M 1/0277

OTHER PUBLICATIONS

Exclusive: Samsung Galaxy Note 5, S6 Edge Plus renders, Jul. 14, 2015, [online], [site visited Oct. 7, 2018]. Retrieved from url:https://www.gsmarena.com/new_galaxy_note_5_and_s6_edge_plus_renders_reveal_controls_and_dimensions-news-13037.php (Year: 2015).*

Samsung Galaxy Note 5 and Galaxy S6 Edge Plus case leak offers a revealing look, Jul. 2, 2015, [online], [site visited Oct. 7, 2018]. Retrieved from url:<https://www.androidguys.com/news/samsung-galaxy-note-5-and-galaxy-s6-edge-plus-case-leak-offers-a-revealing-look/> (Year: 2015).*

* cited by examiner

FIG.1




FIG.2




FIG.3




FIG.4

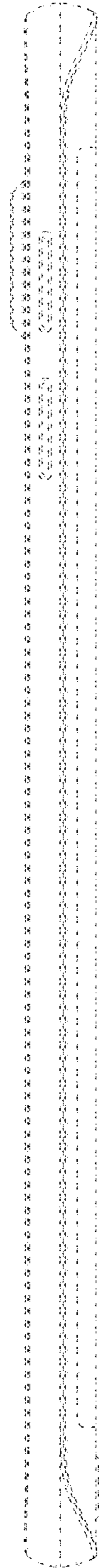


FIG.5

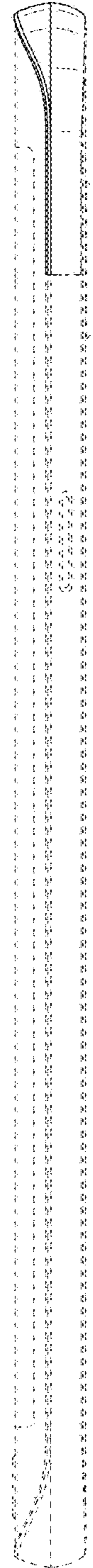


FIG.6




FIG.7

