



US00D855561S

(12) **United States Design Patent** (10) **Patent No.:** **US D855,561 S**
McCall et al. (45) **Date of Patent:** **** Aug. 6, 2019**

(54) **FLEXIBLE INTERCONNECTING MEMBER FOR SOLAR CELLS**

(56) **References Cited**

U.S. PATENT DOCUMENTS

(71) Applicant: **SolAero Technologies Corp.**,
Albuquerque, NM (US)

(72) Inventors: **Eric Chase McCall**, Albuquerque, NM (US); **Jeffrey Steinfeldt**, Rio Rancho, NM (US); **Daniel Aiken**, Cedar Crest, NM (US)

(73) Assignee: **SolAero Technologies Corp.**,
Albuquerque, NM (US)

6,359,209	B1 *	3/2002	Glenn	H01L 31/0508 136/244
D665,339	S *	8/2012	Tourino	D13/102
D777,659	S *	1/2017	Tourino	D13/102
D777,660	S *	1/2017	Tourino	D13/102
D780,110	S *	2/2017	Yang	D13/102
D816,602	S *	5/2018	Tourino	D13/102
D816,603	S *	5/2018	Tourino	D13/102
2007/0079863	A1 *	4/2007	Stan	H01L 31/02242 136/244
2017/0040479	A1 *	2/2017	Tourino	H01L 31/044

* cited by examiner

Primary Examiner — Derrick E Holland

(**) Term: **15 Years**

(57) **CLAIM**

(21) Appl. No.: **29/650,003**

The ornamental design for a flexible interconnecting member for solar cells, as shown and described.

(22) Filed: **Jun. 4, 2018**

DESCRIPTION

(51) **LOC (12) Cl.** **13-02**

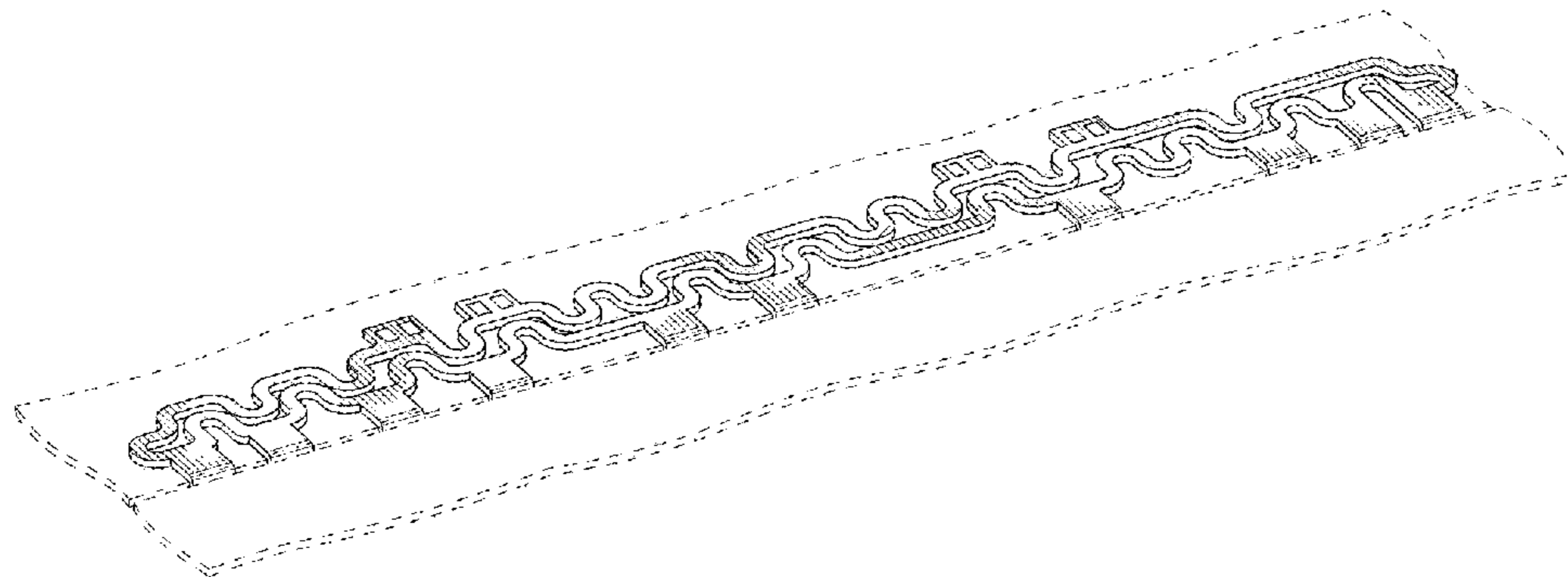
(52) **U.S. Cl.**
USPC **D13/102**

(58) **Field of Classification Search**
USPC D13/102, 101, 103, 118, 119, 184, 199;
126/561, 667; 136/206, 244–251, 256,
136/291, 292; 438/597
CPC H01L 31/05; H01L 31/044; H01L 31/048;
H01L 31/0504; H01L 31/0508; H01L
31/0687; Y02E 10/47; Y02E 10/50; Y02E
10/52; Y02E 10/544; Y02P 70/521; H02S
20/00

FIG. 1 is a top perspective view of a flexible interconnecting member for solar cells showing our new design;
 FIG. 2 is a top plan view thereof;
 FIG. 3 is a bottom plan view thereof;
 FIG. 4 is a rear elevation view thereof;
 FIG. 5 is a front elevation view thereof;
 FIG. 6 is a left side elevation view thereof; and,
 FIG. 7 is a right side elevation view thereof.
 The broken lines shown represent environmental structure and form no part of the claimed design.

See application file for complete search history.

1 Claim, 4 Drawing Sheets



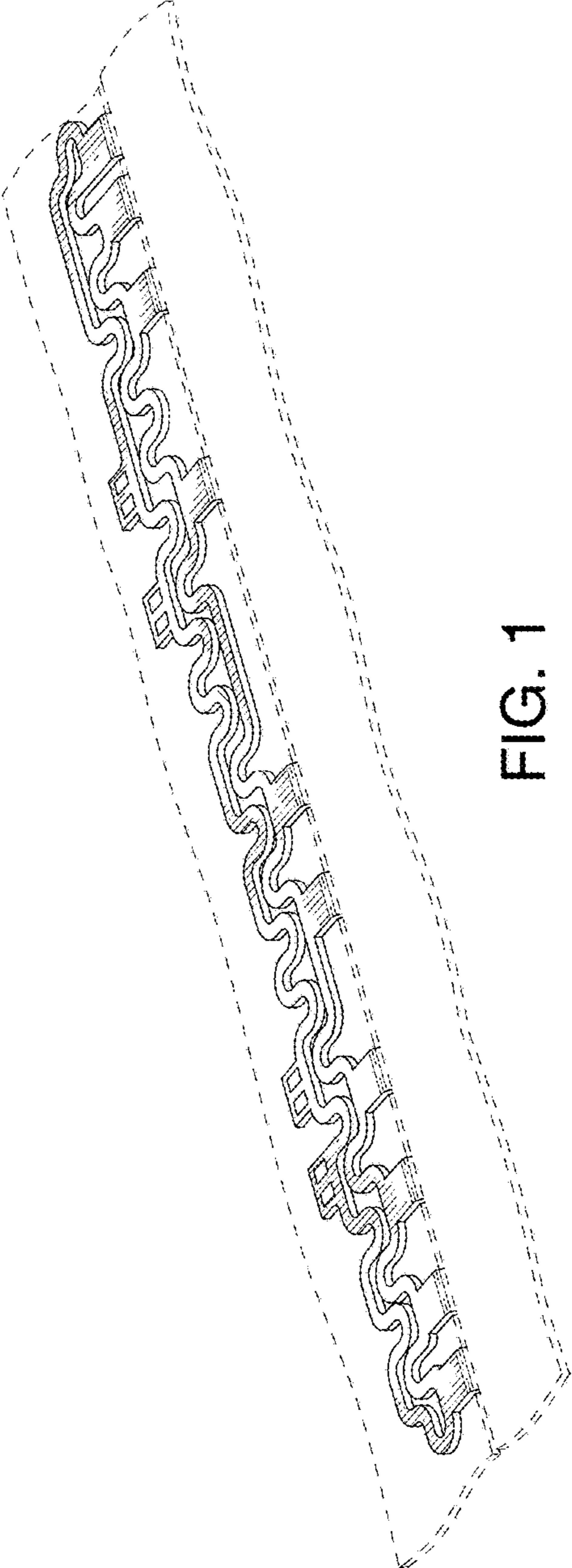


FIG. 1

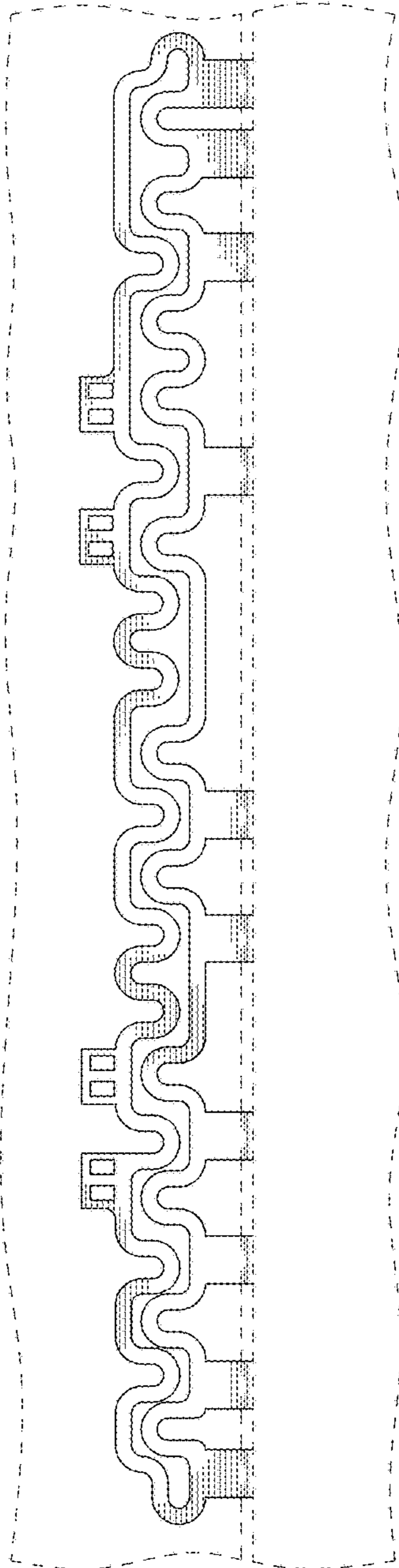


FIG. 2

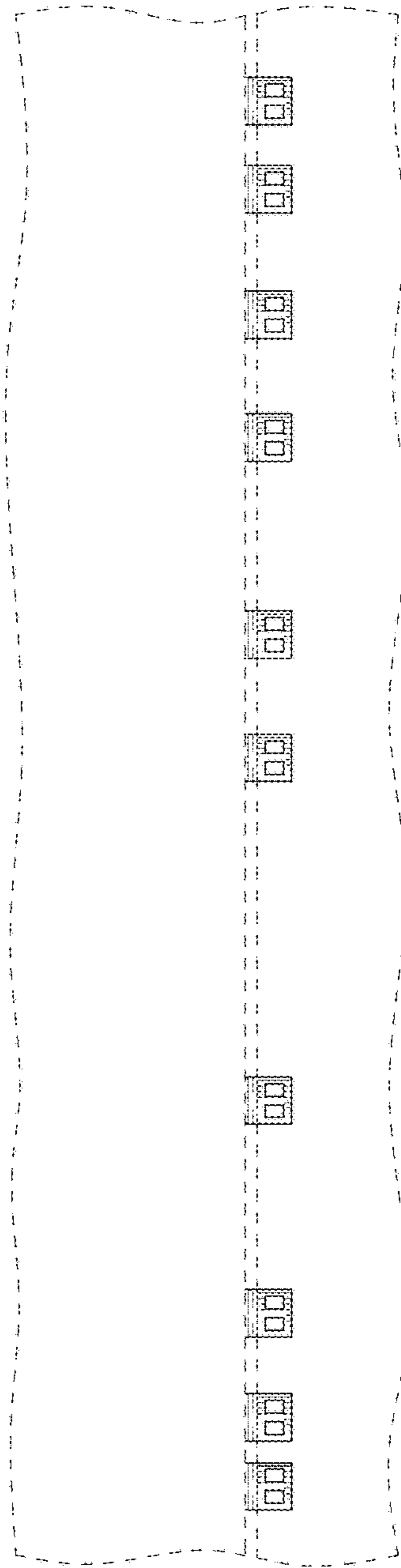


FIG. 3

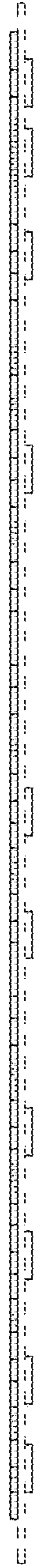


FIG. 4

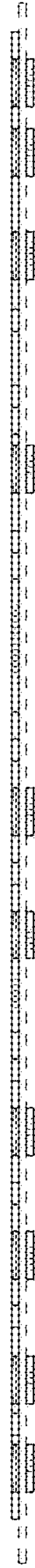


FIG. 5



FIG. 6

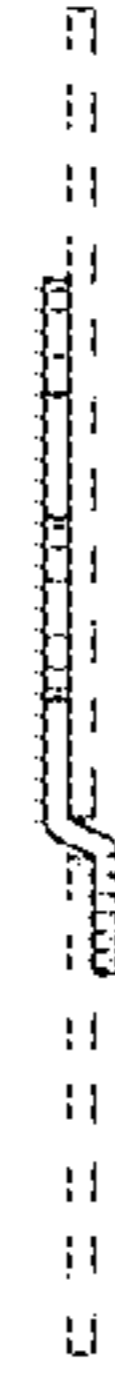


FIG. 7