



US00D855547S

(12) **United States Design Patent** (10) **Patent No.:** **US D855,547 S**
Preyss et al. (45) **Date of Patent:** **** Aug. 6, 2019**

(54) **VEHICLE WHEEL, TOY VEHICLE WHEEL,
AND/OR REPLICAS THEREOF**

(71) Applicant: **Bayerische Motoren Werke
Aktiengesellschaft, Munich (DE)**

(72) Inventors: **Georg Friedrich Carl Preyss, Munich
(DE); Joerg Thomas Maurer, Munich
(DE)**

(73) Assignee: **Bayerische Motoren Werke
Aktiengesellschaft, Munich (DE)**

(**) Term: **15 Years**

(21) Appl. No.: **29/642,853**

(22) Filed: **Apr. 3, 2018**

(30) **Foreign Application Priority Data**

Oct. 9, 2017 (DE) 40 2017 101 104

(51) **LOC (12) Cl.** **12-16**

(52) **U.S. Cl.**
USPC **D12/211**

(58) **Field of Classification Search**
USPC D12/204–213
CPC B60B 7/00; B60B 7/02; B60B 7/04; B60B
7/01; B60B 7/06; B60B 3/02; B60B 3/04;
B60B 3/06; B60B 3/10; B60B 1/00;
B60B 1/08; B60B 1/10; B60B 1/12
See application file for complete search history.

(56) **References Cited**

U.S. PATENT DOCUMENTS

D584,674 S * 1/2009 Chung D12/211
D615,018 S * 5/2010 Truebsbach D12/211
D620,870 S 8/2010 Powell
D620,873 S * 8/2010 Groom D12/211
D655,661 S 3/2012 Truebsbach

D675,554 S * 2/2013 Nissl D12/211
D686,131 S 7/2013 Nissl
D686,554 S 7/2013 Pollmann
D696,178 S 12/2013 Amezketa
D746,755 S * 1/2016 Mielke D12/211
D747,248 S * 1/2016 Amezketa D12/209
D754,051 S * 4/2016 Baum D12/211
D754,052 S 4/2016 Juergens et al.
D769,783 S * 10/2016 Rueckheim D12/209
D784,892 S 4/2017 Groth
D796,407 S 9/2017 Krause
D800,632 S 10/2017 Gonser
D821,283 S * 6/2018 Juergens D12/209
D839,172 S * 1/2019 Preyss D12/211

FOREIGN PATENT DOCUMENTS

EM 001049324-0002 9/2009
EM 001636978-0018 11/2010
EM 001804675-0008 11/2011
EM 002156554-0002 12/2014
EM 002156554-0009 12/2014

* cited by examiner

Primary Examiner — Stacia A Cadmus

(74) *Attorney, Agent, or Firm* — Crowell & Moring LLP

(57) **CLAIM**

The ornamental design for a vehicle wheel, toy vehicle wheel, and/or replicas thereof, as shown and described.

DESCRIPTION

FIG. 1 is a perspective view of a vehicle wheel, toy vehicle wheel, and/or replicas thereof according to the design; FIG. 2 is an additional perspective view thereof; FIG. 3 is an additional perspective view thereof; FIG. 4 is a front view thereof; FIG. 5 is a rear view thereof in a lighter gray scale, representing environmental features that form no part of the claimed design; and, FIG. 6 is a side view thereof.

1 Claim, 6 Drawing Sheets







Fig. 1



Fig. 2



Fig. 3



Fig. 4




Fig. 5




Fig. 6