



US00D855545S

(12) **United States Design Patent** (10) **Patent No.:** **US D855,545 S**  
**Morgenstern** (45) **Date of Patent:** **\*\* Aug. 6, 2019**

(54) **VEHICLE WHEEL, TOY VEHICLE WHEEL,  
AND/OR REPLICAS THEREOF**

D752,499 S \* 3/2016 Sze ..... D12/211  
D791,053 S \* 7/2017 Johnson ..... D12/211  
D791,054 S \* 7/2017 Valencia Pollex ..... D12/211

(71) Applicant: **Bayerische Motoren Werke  
Aktiengesellschaft, Munich (DE)**

**FOREIGN PATENT DOCUMENTS**

(72) Inventor: **Sebastian Morgenstern, Karlsfeld (DE)**

CN 303338135 \* 8/2015  
EM 000440813-0006 1/2006  
EM 001598277-0004 1/2010  
EM 001558883-0006 4/2010  
JP D1221750 \* 11/2004  
WO WO DM/042788 3/1998  
WO WO D046856-006 \* 5/1999  
WO WO DM/060154 7/2002

(73) Assignee: **Bayerische Motoren Werke  
Aktiengesellschaft, Munich (DE)**

(\*\*) Term: **15 Years**

(21) Appl. No.: **29/636,549**

**OTHER PUBLICATIONS**

(22) Filed: **Feb. 9, 2018**

MWERKS.com, Hartge introduces UnionJack Wheel for MINI, Jan. 2010, online product announcement, retrieved Feb. 19, 2019 from <URL:https://www.mwerks.com/artman2/publish/bmw/Hartge-Introduces-Unionjack-Wheel-for-MINI.shtml>.\*

(30) **Foreign Application Priority Data**

Aug. 17, 2017 (DE) ..... 40 2017 100 914

\* cited by examiner

(51) **LOC (12) Cl.** ..... **12-16**

(52) **U.S. Cl.**  
USPC ..... **D12/211**

*Primary Examiner* — Sheryl Lane

*Assistant Examiner* — Calvin E Vansant

(58) **Field of Classification Search**  
USPC ..... D12/204–213; D21/533, 561, 563  
CPC .... B60B 7/00; B60B 7/02; B60B 7/04; B60B 7/06; B60B 3/02; B60B 3/04; B60B 3/06; B60B 3/10; B60B 1/00; B60B 1/08; B60B 1/10; B60B 1/12

(74) *Attorney, Agent, or Firm* — Crowell & Moring LLP

(57) **CLAIM**

The ornamental design for a vehicle wheel, toy vehicle wheel, and/or replicas thereof, as shown and described.

See application file for complete search history.

**DESCRIPTION**

(56) **References Cited**

**U.S. PATENT DOCUMENTS**

D409,968 S 5/1999 Goplen  
D486,110 S 2/2004 Elmitt  
D560,152 S 1/2008 Nordmann  
D623,109 S 9/2010 Markefka  
D625,239 S 10/2010 Juergens et al.  
D691,081 S \* 10/2013 Watkin ..... D12/211  
D720,275 S 12/2014 Szavits

FIG. 1 is a perspective view of a vehicle wheel, toy vehicle wheel, and/or replicas thereof according to the design; FIG. 2 is an additional perspective view thereof; FIG. 3 is an additional perspective view thereof; FIG. 4 is a front view thereof; FIG. 5 is a rear view thereof; and, FIG. 6 is a side view thereof. FIG. 5 is shown in low-contrast rendering to depict environmental subject matter and forms no part of the claim.

**1 Claim, 6 Drawing Sheets**








Fig. 1





Fig. 2





Fig. 3





Fig. 4




Fig. 5






Fig. 6