



US00D855532S

(12) **United States Design Patent**  
**Ma et al.**

(10) **Patent No.:** **US D855,532 S**

(45) **Date of Patent:** **\*\* Aug. 6, 2019**

(54) **VEHICLE WHEEL**

(71) Applicant: **Dicastal North America, Inc.**,  
Greenville, MI (US)

(72) Inventors: **Liang Ma**, Greenville, MI (US);  
**Zhihua Zhu**, Greenville, MI (US);  
**Shiwen Xu**, Greenville, MI (US)

(73) Assignee: **DICASTAL NORTH AMERICA,**  
**INC.**, Greenville, MI (US)

(\*\*) Term: **15 Years**

(21) Appl. No.: **29/631,502**

(22) Filed: **Dec. 29, 2017**

(51) **LOC (12) Cl.** ..... **12-16**

(52) **U.S. Cl.**  
USPC ..... **D12/209**

(58) **Field of Classification Search**  
USPC ..... D12/204–213; D21/533, 561, 563  
CPC .... B60B 7/00; B60B 7/02; B60B 7/04; B60B  
7/06; B60B 3/02; B60B 3/04; B60B 3/06;  
B60B 3/10; B60B 1/00; B60B 1/08;  
B60B 1/10; B60B 1/12  
See application file for complete search history.

(56) **References Cited**

**U.S. PATENT DOCUMENTS**

D453,134 S \* 1/2002 Murkett ..... D12/209  
D584,672 S \* 1/2009 Osborne ..... D12/209

D613,656 S \* 4/2010 Antoniadis ..... D12/209  
D644,154 S \* 8/2011 Antoniadis ..... D12/209  
D673,100 S \* 12/2012 Mueller-Stolz ..... D12/211  
D673,101 S \* 12/2012 Behmer ..... D12/211  
D708,112 S \* 7/2014 Mays ..... D12/211  
D732,454 S \* 6/2015 Szews ..... D12/211  
D739,325 S \* 9/2015 Mueller-Stolz ..... D12/209  
D744,932 S \* 12/2015 Kobayashi ..... D12/211  
D757,629 S \* 5/2016 Hubers ..... D12/211  
D791,038 S \* 7/2017 Piscitelli ..... D12/209  
D817,846 S \* 5/2018 Stone ..... D12/209

\* cited by examiner

*Primary Examiner* — Sheryl Lane

*Assistant Examiner* — Calvin E Vansant

(74) *Attorney, Agent, or Firm* — Weintraub Tobin; Zheng  
“Andy” Liu


(57) **CLAIM**

The ornamental design for a vehicle wheel, as shown and described.

**DESCRIPTION**

FIG. 1 is a front view of a vehicle wheel;  
FIG. 2 is a left view of the vehicle wheel;  
FIG. 3 is a perspective view of the vehicle wheel; and,  
FIG. 4 is a back view of the vehicle wheel.  
The right view is a mirror image of the left view.

**1 Claim, 4 Drawing Sheets**






FIGURE 1



FIGURE 2



FIGURE 3




FIGURE 4