



US00D855530S

(12) **United States Design Patent** (10) **Patent No.:** **US D855,530 S**
Héroux et al. (45) **Date of Patent:** **** Aug. 6, 2019**

(54) **REAR CAP FOR VEHICLE**
(71) Applicant: **Volvo Group Canada Inc.,**
Sainte-Claire (CA)
(72) Inventors: **Christian Héroux,** Saint-Constant
(CA); **François Trépanier,** Québec
(CA); **Luc Bourgeois,** Laval (CA)
(73) Assignee: **Volvo Group Canada Inc.,**
Sainte-Claire Quebec (CA)
(**) Term: **15 Years**
(21) Appl. No.: **29/654,782**
(22) Filed: **Jun. 27, 2018**
(51) **LOC (12) Cl.** **12-16**
(52) **U.S. Cl.**
USPC **D12/196**
(58) **Field of Classification Search**
USPC D12/82, 84, 86, 90, 91, 92, 98, 100,
D12/184-186, 190, 196; 296/203;
280/6.152
CPC B62D 23/00; B62D 25/00; B62D 31/02;
B62D 31/04; B62D 53/062; B62D 65/00;
B60P 3/007; B21D 53/88; B60G
2202/152
See application file for complete search history.

D780,630 S * 3/2017 Frykholm D12/84
D786,736 S * 5/2017 Besson D12/84
D810,622 S * 2/2018 Lian D12/84
D816,549 S * 5/2018 Iparraguirre D12/84
D832,742 S * 11/2018 Fisker D12/86
D837,690 S * 1/2019 Lian D12/84
2014/0354015 A1* 12/2014 Matos Ricardo B60J 7/026
296/212

OTHER PUBLICATIONS

U.S. Office Action from corresponding U.S. Appl. No. 29/654,783,
dated Apr. 18, 2019; 6 pages.
Renderings of Prevost commercialize vehicle, H-Series H3-45 VIP
and Coach, Disclosed at UMA Expo, Tampa, FL, 2011, 2 Pages.
Renderings of Prevost commercialize vehicle, X-Series X3-45 VIP
Entertainer, VIP Motorhome, Commuter and Coach, Disclosed at
UMA Expo, Atlanta, GA 2016, 4 Pages.
Volvo D13 SCR: Image of MTA New York City Bus 2014 Prevost
x3-45 2490, posted to Flickr by Shane Ramkissoon on Apr. 11,
2014, 1 page.

* cited by examiner

Primary Examiner — Ian Simmons
Assistant Examiner — Yolanda Robinson
(74) *Attorney, Agent, or Firm* — Tucker Ellis LLP

(57) **CLAIM**

The ornamental design for a rear cap for vehicle, as shown
and described.

(56) **References Cited**

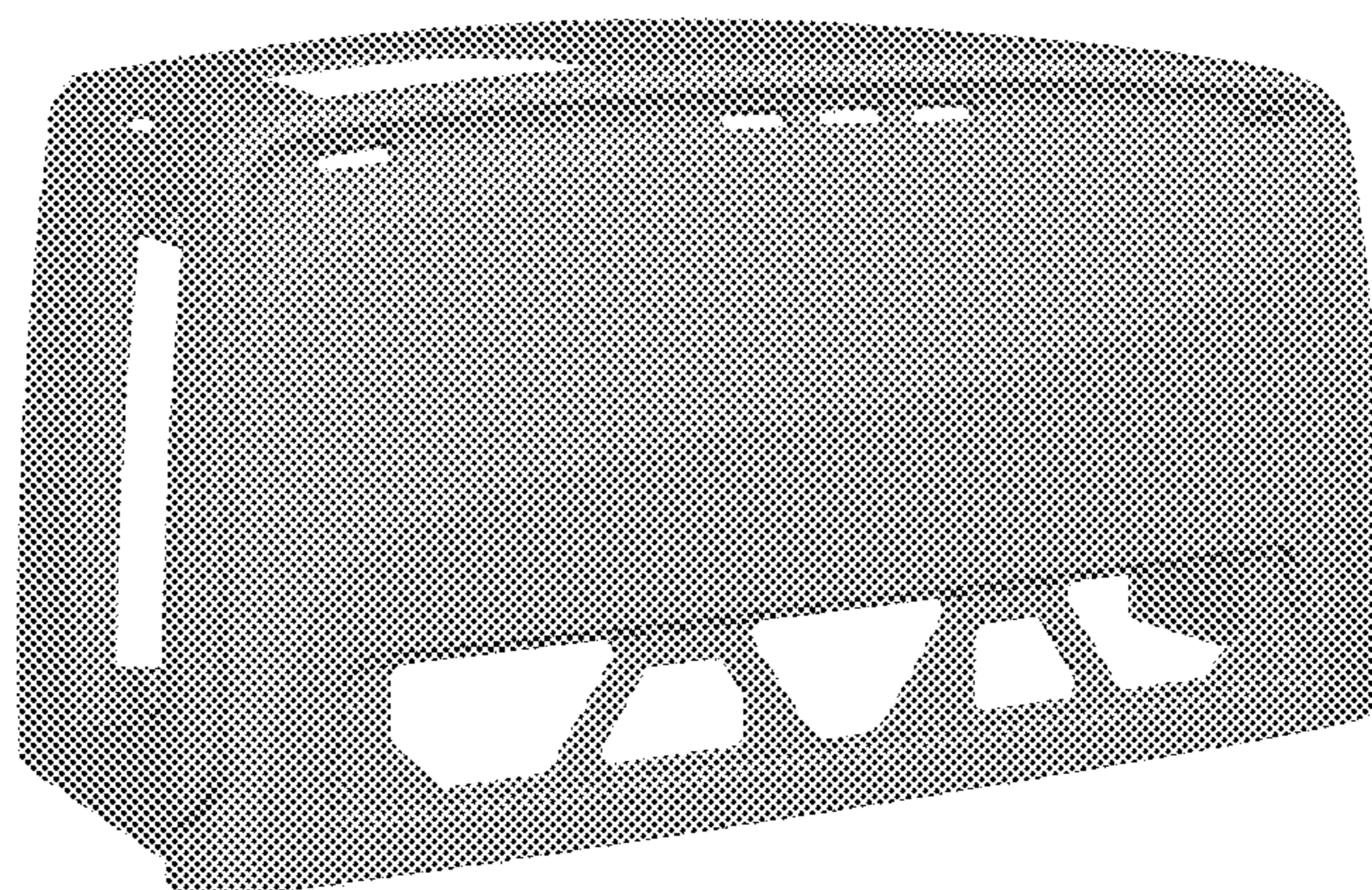
U.S. PATENT DOCUMENTS

D376,562 S * 12/1996 Sealy D12/84
D704,595 S * 5/2014 Streicher D12/84
D714,187 S * 9/2014 Lian D12/84
D718,659 S * 12/2014 Lin D12/84
D721,297 S * 1/2015 Zhang D12/84
D721,298 S * 1/2015 Li D12/84
D742,789 S * 11/2015 Cortina Ullate D12/84
D774,942 S * 12/2016 Jing D12/84
D774,943 S * 12/2016 Kovos D12/84
D774,944 S * 12/2016 Guo D12/84
D776,839 S 1/2017 Trépanier et al.

DESCRIPTION

FIG. 1 is a perspective view of a rear cap for vehicle
showing our new design;
FIG. 2 is a front view thereof;
FIG. 3 is a rear view thereof;
FIG. 4 is a left side view thereof;
FIG. 5 is a right side view thereof;
FIG. 6 is a top view thereof; and,
FIG. 7 is a bottom view thereof.

1 Claim, 6 Drawing Sheets



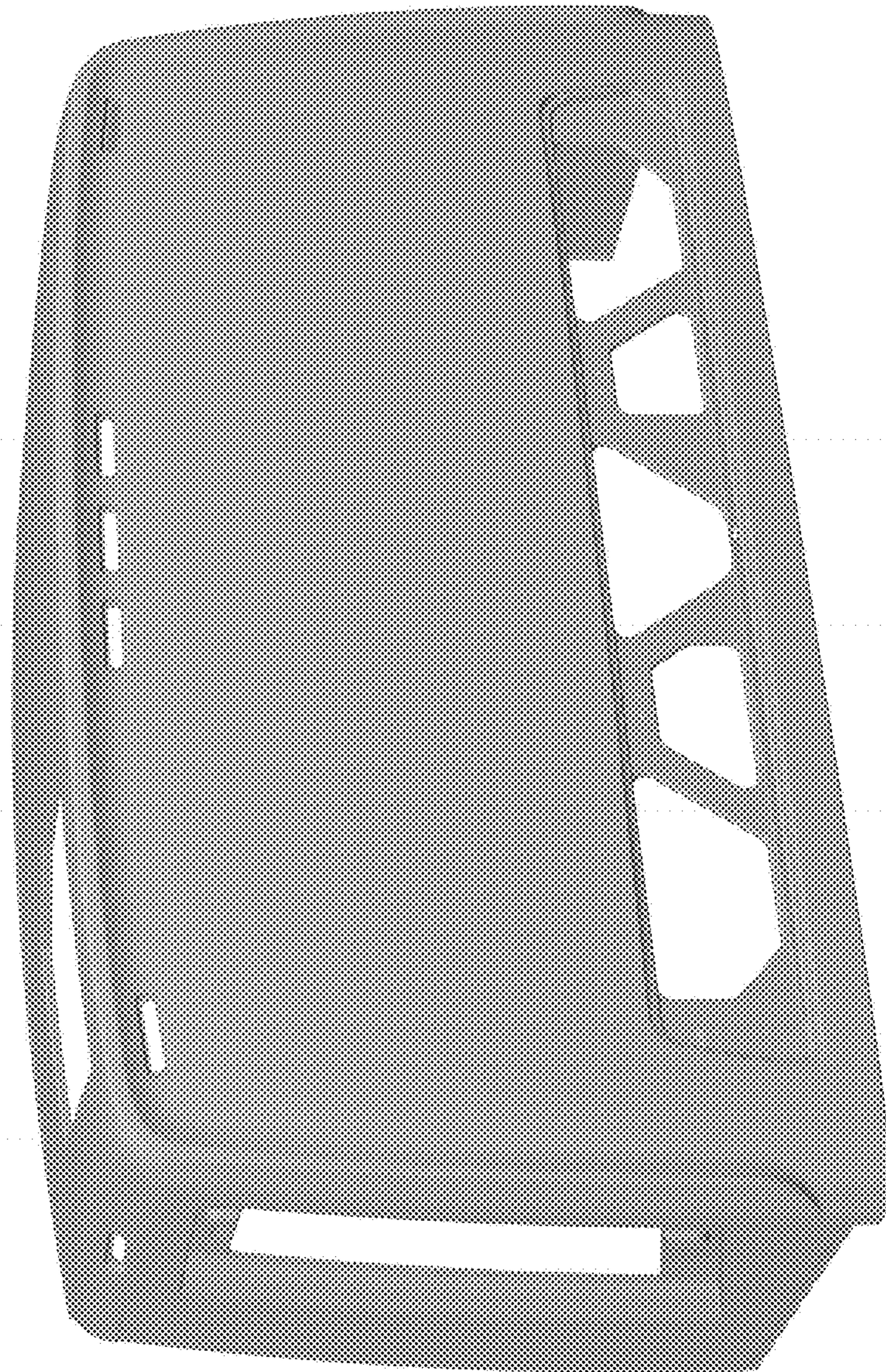


FIG. 1




FIG. 2




FIG. 3

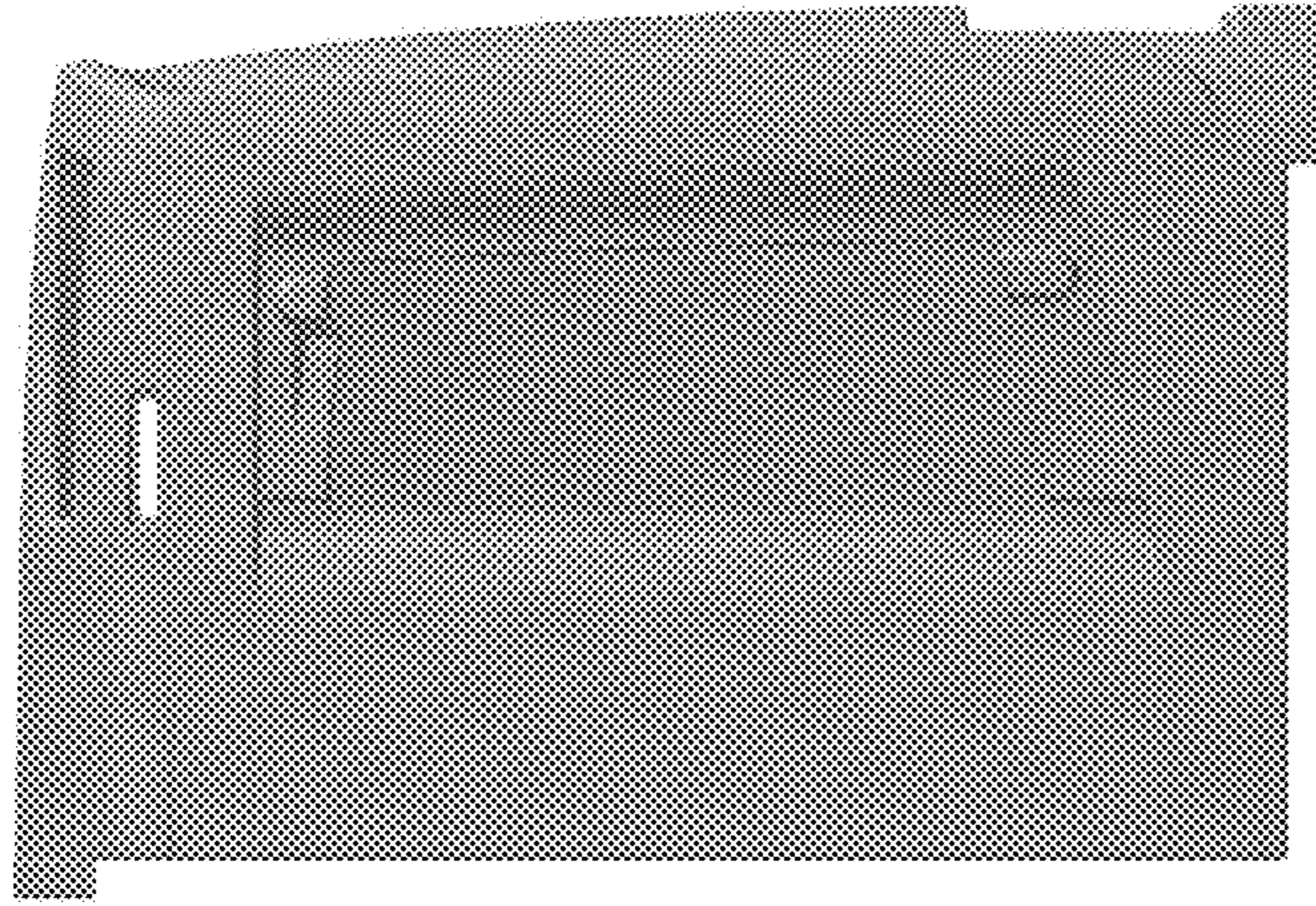


FIG. 5




FIG. 4




FIG. 6




FIG. 7