



US00D855522S

(12) **United States Design Patent** (10) **Patent No.:** **US D855,522 S**  
**Thogersen** (45) **Date of Patent:** **\*\* Aug. 6, 2019**

(54) **FRONT FENDER FOR A VEHICLE**  
(71) Applicant: **Bayerische Motoren Werke Aktiengesellschaft, Munich (DE)**  
(72) Inventor: **Anders Thogersen, Munich (DE)**  
(73) Assignee: **Bayerische Motoren Werke Aktiengesellschaft, Munich (DE)**  
(\*\*) Term: **15 Years**

D803,741 S \* 11/2017 Tsubaki ..... D12/184  
D805,013 S \* 12/2017 Whitla ..... D12/181  
D806,622 S \* 1/2018 Granlund ..... D12/184  
D807,261 S \* 1/2018 Zavatski ..... D12/184  
9,890,966 B2 \* 2/2018 Mueller ..... B62D 25/16  
D817,829 S \* 5/2018 Behmer ..... D12/184  
D820,751 S \* 6/2018 Luk ..... D12/184  
D823,741 S \* 7/2018 Kim ..... D12/169  
10,023,241 B2 \* 7/2018 Umemoto ..... B62D 25/161  
10,035,543 B2 \* 7/2018 Sato ..... B60J 5/0444  
D826,811 S \* 8/2018 Lim ..... D12/184

(Continued)

(21) Appl. No.: **29/646,408**  
(22) Filed: **May 4, 2018**  
(30) **Foreign Application Priority Data**  
Nov. 10, 2017 (DE) ..... 40 2017 101 231  
(51) **LOC (12) Cl.** ..... **12-16**  
(52) **U.S. Cl.**  
USPC ..... **D12/184**  
(58) **Field of Classification Search**  
USPC ..... D12/114, 181, 184; D15/28  
CPC ..... B62D 25/16; B62D 25/18  
See application file for complete search history.

**FOREIGN PATENT DOCUMENTS**

WO WO DM/064270 10/2003  
WO WO DM/080344 9/2013  
WO WO DM/096281 11/2017

*Primary Examiner* — Susan Bennett Hattan  
*Assistant Examiner* — Suzanne E Tisdell  
(74) *Attorney, Agent, or Firm* — Crowell & Moring LLP

(57) **CLAIM**

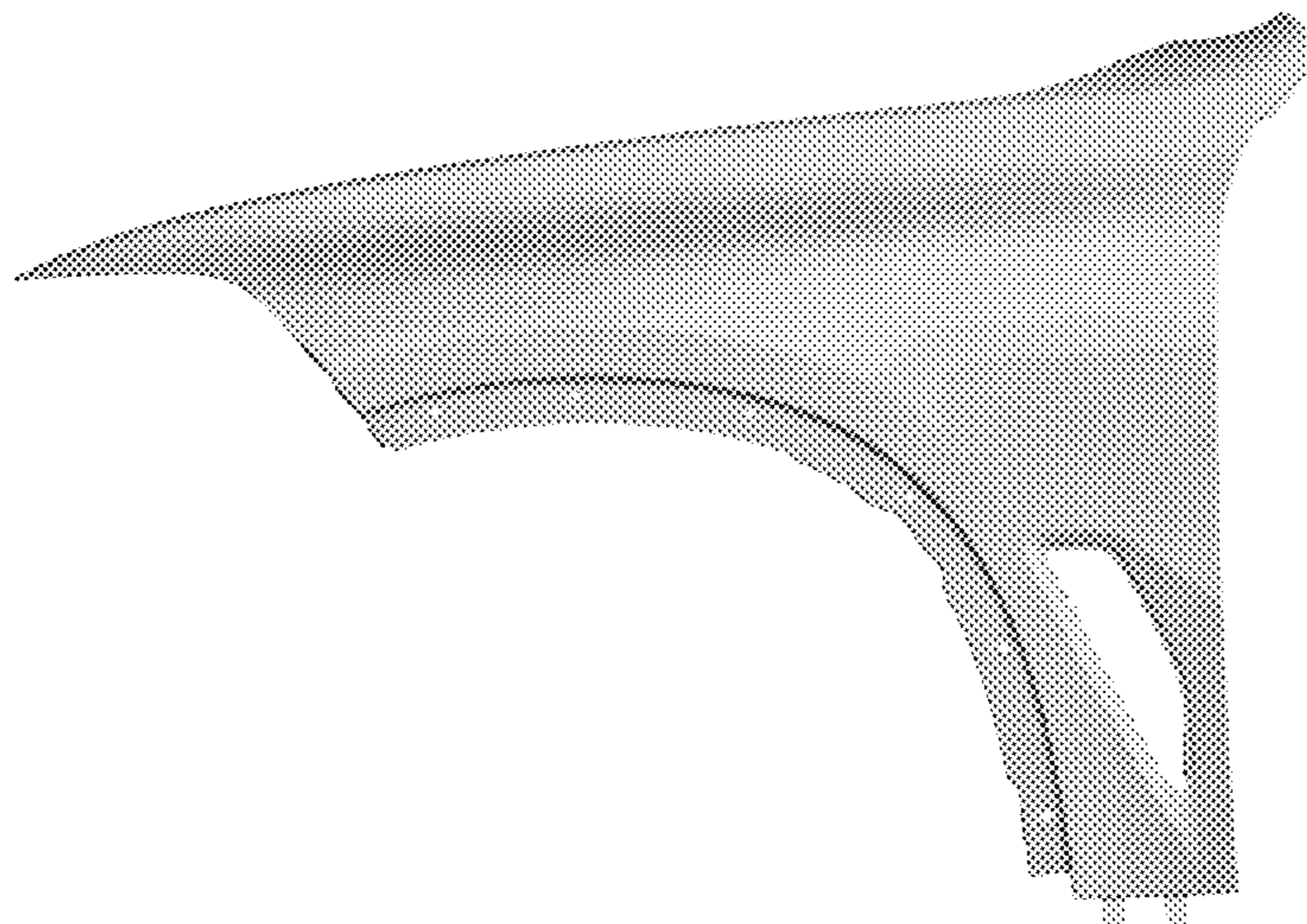
The ornamental design for a front fender for a vehicle, as shown and described.

**DESCRIPTION**

This application contains subject matter related to the following co-pending U.S. design patent application: Application Ser. No. 29/646,403, filed herewith and entitled "Vehicle, Toy, and/or Replicas Thereof". FIG. 1 is a front view of a front fender for a vehicle according to the design; FIG. 2 is a left perspective view thereof; FIG. 3 is a right perspective view thereof; FIG. 4 is a left side view thereof; FIG. 5 is a right side view thereof; FIG. 6 is a top view thereof; FIG. 7 is a bottom view thereof; and, FIG. 8 is a rear view thereof.

**1 Claim, 8 Drawing Sheets**

(56) **References Cited**  
**U.S. PATENT DOCUMENTS**  
D491,856 S 6/2004 Velazco  
D707,600 S 6/2014 Johnson  
D712,811 S 9/2014 Selvaag  
9,278,716 B1 \* 3/2016 Joseph ..... B62D 25/18  
D756,870 S \* 5/2016 Tsutamori ..... D12/184  
D758,935 S \* 6/2016 Platto ..... D12/184  
9,403,557 B1 \* 8/2016 Sharma ..... C21D 1/06  
9,487,238 B2 \* 11/2016 Iwano ..... B62D 25/025  
D775,031 S \* 12/2016 Frascella ..... D12/184  
D787,395 S \* 5/2017 Curic ..... D12/181  
9,669,876 B2 \* 6/2017 Iwano ..... B62D 25/04  
9,738,322 B2 \* 8/2017 Matthiessen ..... B62D 25/02  
D803,119 S \* 11/2017 Beermann ..... D12/184



(56)

**References Cited**

U.S. PATENT DOCUMENTS

D827,527 S \* 9/2018 Loeb ..... D12/184  
D827,528 S \* 9/2018 Gueler ..... D12/184  
D827,529 S \* 9/2018 Al Attar ..... D12/184  
D828,254 S \* 9/2018 Simm ..... D12/184  
10,077,085 B2 \* 9/2018 Pfaffelhuber ..... B62D 27/02

\* cited by examiner




Fig. 1



Fig. 2




Fig. 3



Fig. 4



Fig. 5




Fig. 6






Fig. 7

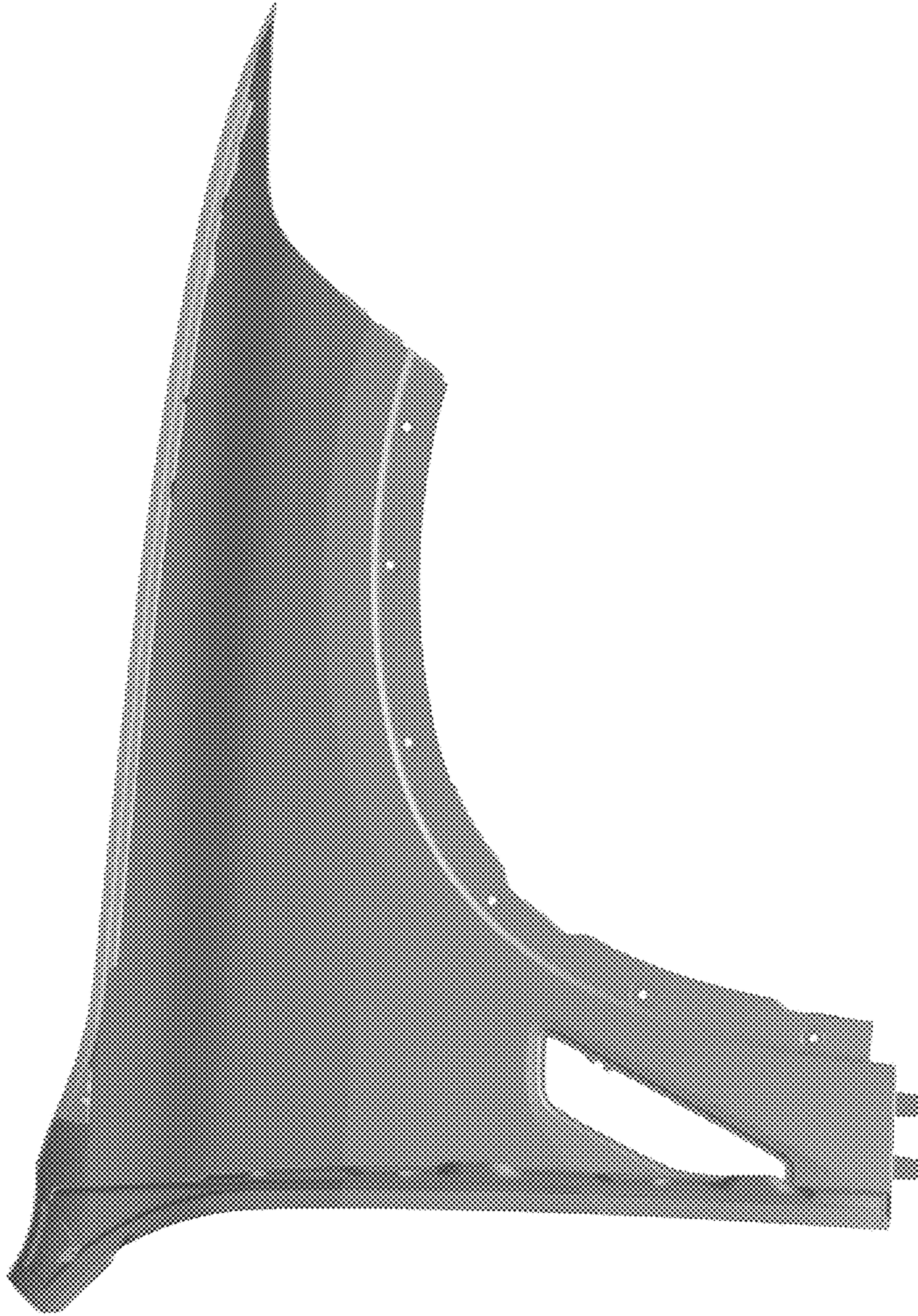


Fig. 8