



US00D855498S

(12) **United States Design Patent** (10) **Patent No.:** **US D855,498 S**
Lambri et al. (45) **Date of Patent:** **** Aug. 6, 2019**

(54) **MOTOR SCOOTER**

(71) Applicant: **PIAGGIO & C. S.p.A.**, Pontedera (Pisa) (IT)

(72) Inventors: **Marco Lambri**, Pontedera (IT); **Riccardo Minuti**, Pontedera (IT)

(73) Assignee: **PIAGGIO & C. S.P.A.**, Pontedera (Pisa) (IT)

(**) Term: **14 Years**

(21) Appl. No.: **29/488,627**

(22) Filed: **Apr. 22, 2014**

(30) **Foreign Application Priority Data**

Nov. 4, 2013 (EM) 002337865

(51) **LOC (12) Cl.** **12-11**

(52) **U.S. Cl.**
USPC **D12/110**

(58) **Field of Classification Search**
USPC D12/3, 86, 87, 110, 107, 112; 180/210, 180/215, 219, 220, 223, 233, 225, 229, 180/311, 312, 315; 280/124.103
CPC B62K 5/027; B62K 5/05; B62K 11/04; B62K 19/46
See application file for complete search history.

(56) **References Cited**

U.S. PATENT DOCUMENTS

D485,788 S * 1/2004 Guay et al. D12/107
D529,415 S 10/2006 Shimada et al.
D537,756 S 3/2007 Kitayama et al.

D538,201 S 3/2007 Kume et al.
D547,242 S 7/2007 Lambri et al.
D555,543 S 11/2007 Shibata et al.
D588,502 S 3/2009 Kume et al.
D593,908 S * 6/2009 Longpre et al. D12/107
D598,328 S * 8/2009 Lambri D12/110
7,571,787 B2 * 8/2009 Saiki 180/210
7,591,337 B2 * 9/2009 Suhre et al. 180/210
D627,263 S * 11/2010 Guay et al. D12/110
7,891,455 B2 * 2/2011 Feutz 180/210
8,123,240 B2 * 2/2012 Mercier 280/124.103
D656,435 S * 3/2012 Lambri et al. D12/110
D657,722 S 4/2012 Lambri et al.
D760,508 S 7/2016 Luke et al.
2004/0050605 A1 * 3/2004 Fecteau et al. 180/210
2006/0254842 A1 * 11/2006 Dagenais et al. 180/215
2007/0075514 A1 * 4/2007 Saiki 280/124.103
2007/0256882 A1 * 11/2007 Bedard et al. 180/312

* cited by examiner

Primary Examiner — Darlington Ly

(74) *Attorney, Agent, or Firm* — Cantor Colburn LLP


(57) **CLAIM**

The ornamental design for a motor scooter, as shown and described.

DESCRIPTION

FIG. 1 is a top, front, and left side perspective view of a motor scooter showing our new design;
FIG. 2 is a front elevation view thereof;
FIG. 3 is a rear elevation view thereof;
FIG. 4 is a left side elevation view thereof;
FIG. 5 is a right side elevation view thereof; and,
FIG. 6 is a top plan view thereof.
The broken lines in the drawings illustrate portions of the motor scooter that form no part of the claimed design.

1 Claim, 6 Drawing Sheets



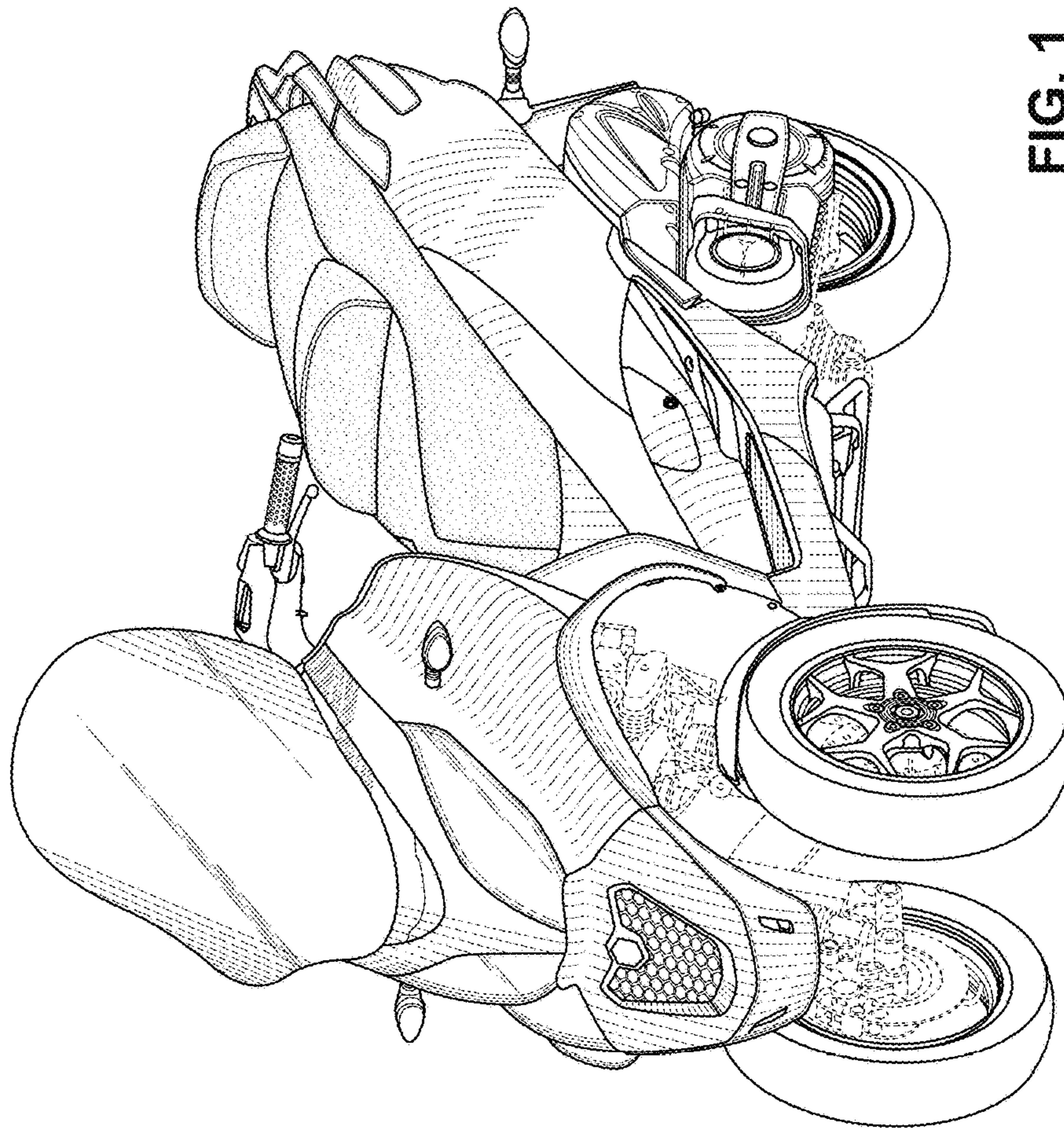


FIG. 1

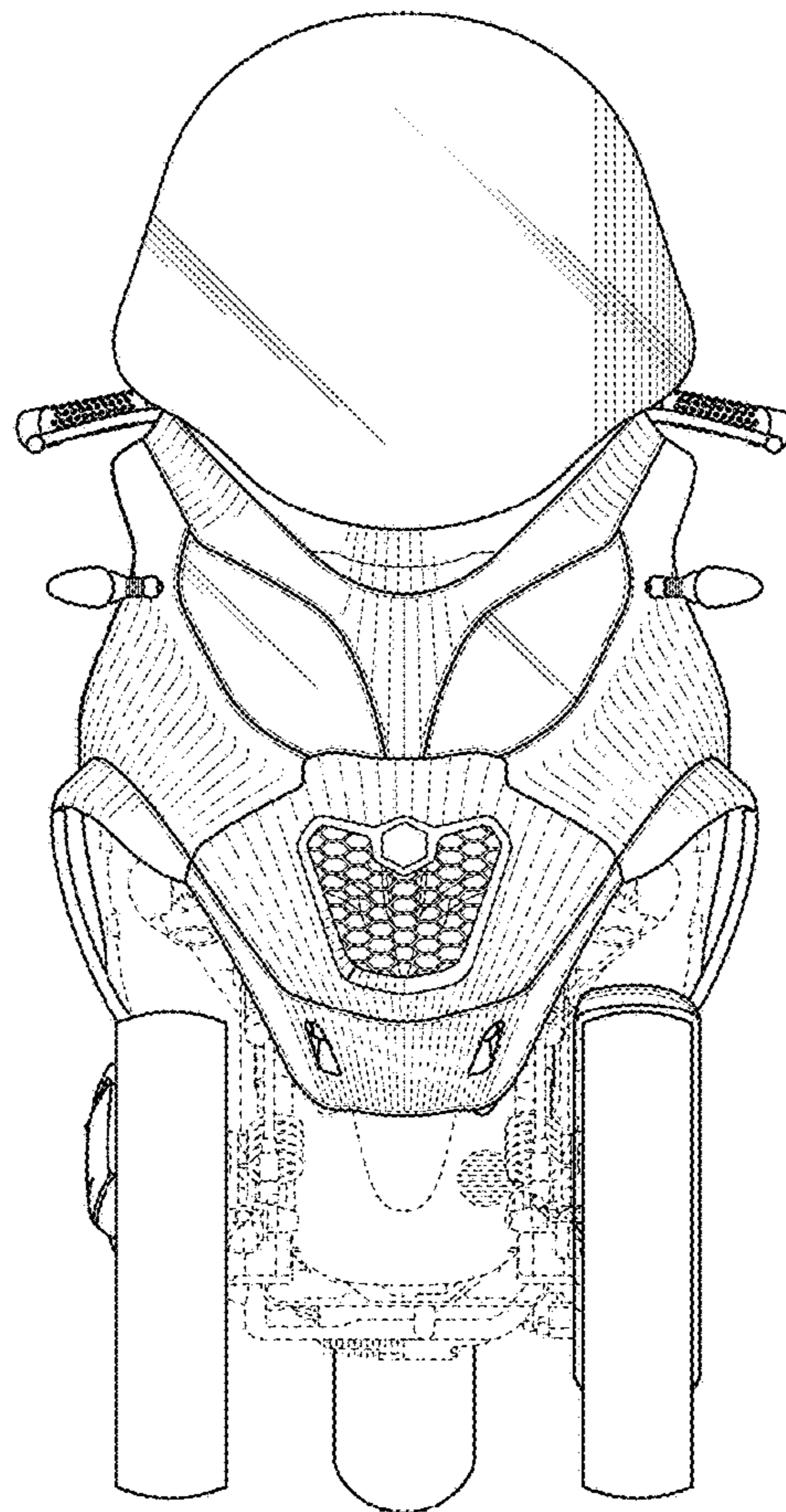


FIG. 2

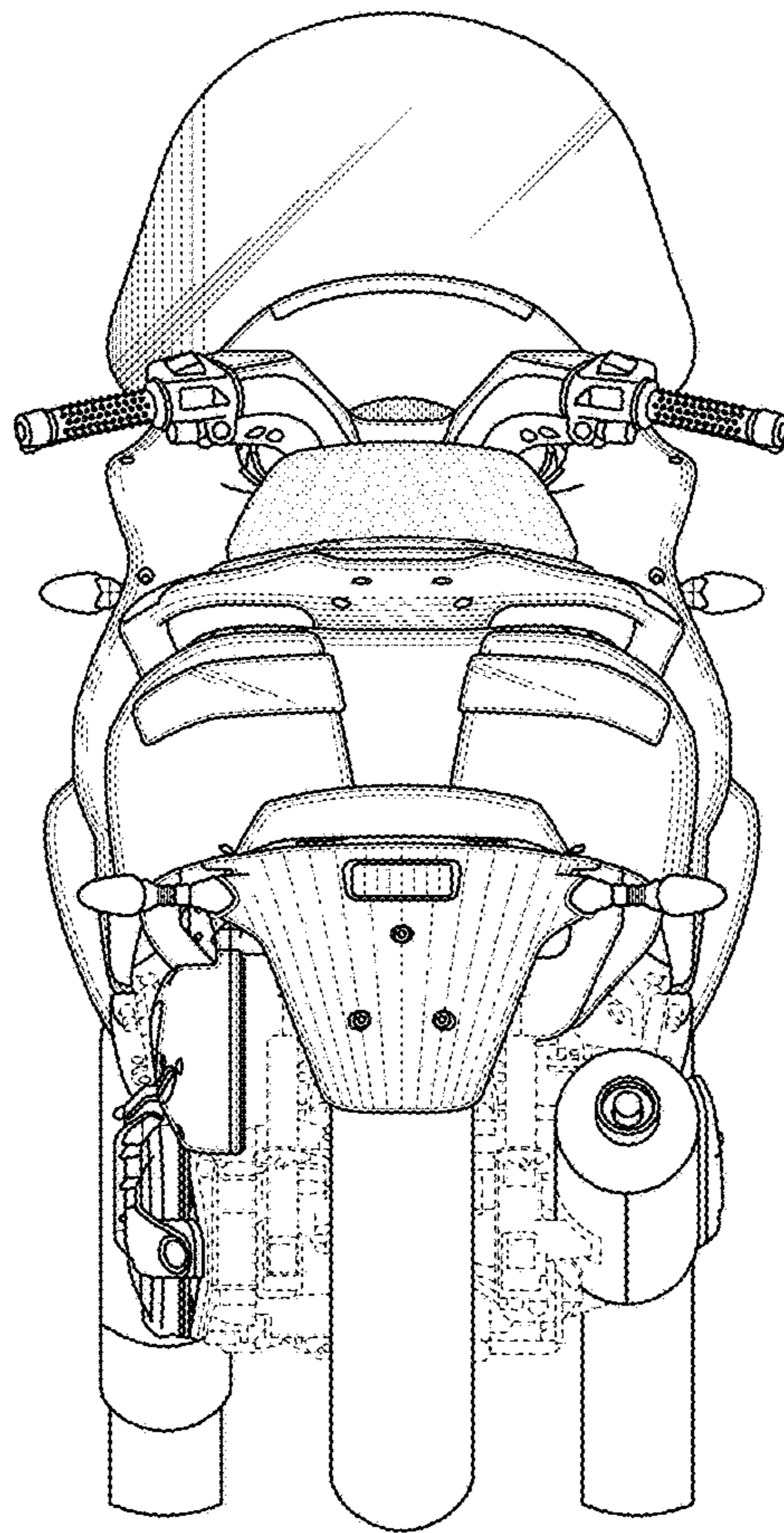


FIG. 3

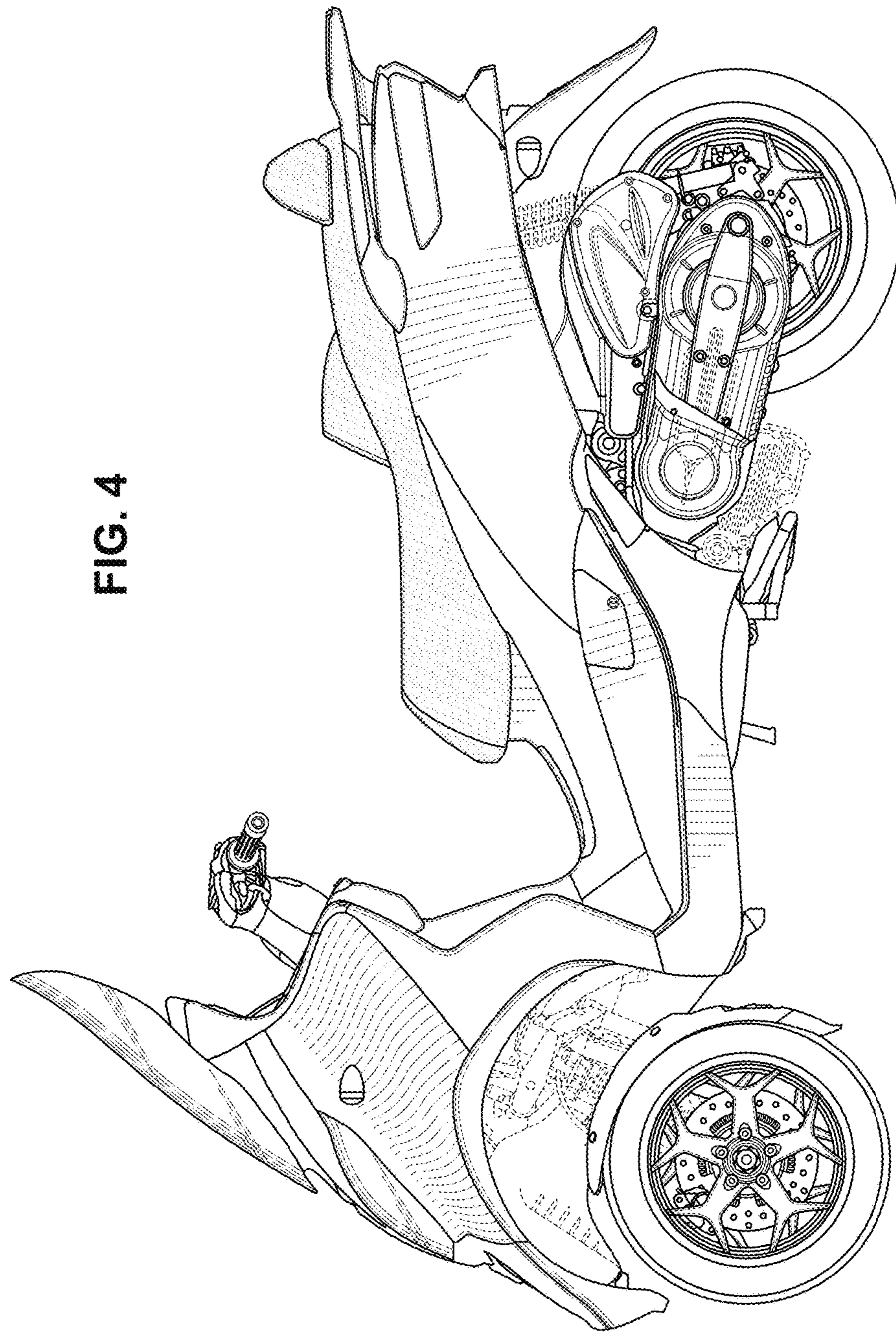


FIG. 4

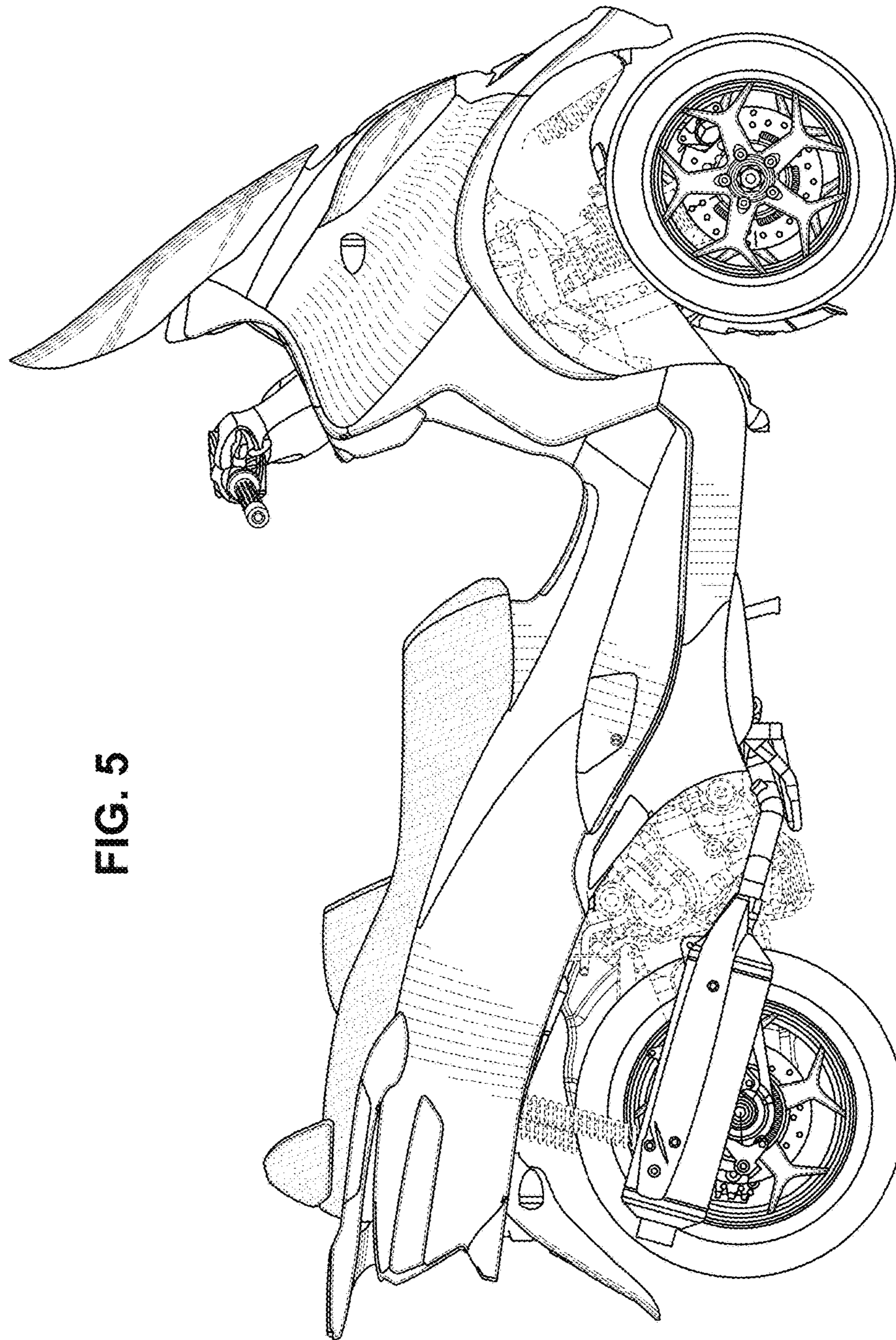


FIG. 5

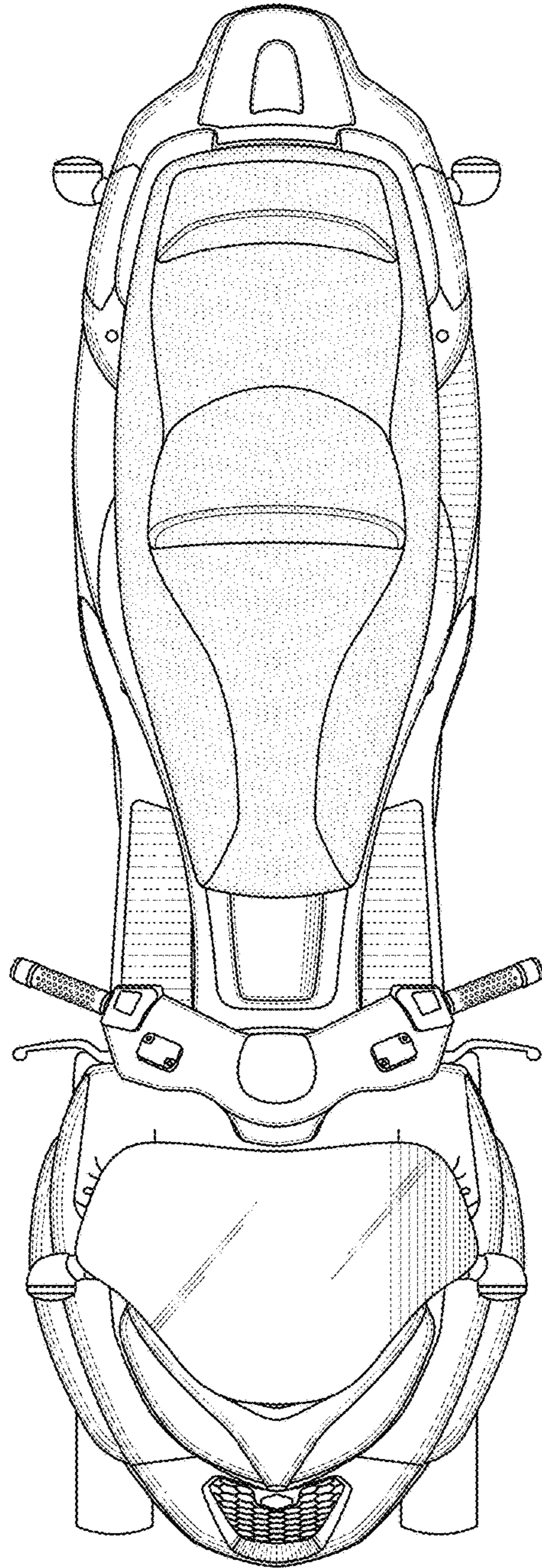


FIG. 6