



US00D855491S

(12) **United States Design Patent** (10) **Patent No.:** **US D855,491 S**
Biggers et al. (45) **Date of Patent:** **** *Aug. 6, 2019**

(54) **RING**

(71) Applicant: **BELLA VAUGHAN LLC**, Dallas, TX (US)

(72) Inventors: **LoriAnn Vaughan Biggers**, Southlake, TX (US); **Rotem Fartook**, Dallas, TX (US)

(73) Assignee: **BELLA VAUGHAN, LLC**, Dallas, TX (US)

(*) Notice: This patent is subject to a terminal disclaimer.

(**) Term: **15 Years**

(21) Appl. No.: **29/611,734**

(22) Filed: **Jul. 25, 2017**

(51) **LOC (12) Cl.** **11-01**

(52) **U.S. Cl.**
USPC **D11/34**

(58) **Field of Classification Search**
USPC D11/1-3, 13, 16, 17, 26-44, 76, 77, 78, D11/89-92
CPC .. A44C 1/00; A44C 7/00; A44C 7/001; A44C 7/002; A44C 7/003; A44C 9/00; A44C 9/0007; A44C 9/0015; A44C 9/0023; A44C 9/003; A44C 9/0038; A44C 9/0046; A44C 9/0053; A44C 9/0061; A44C 9/0069; A44C 9/0076; A44C 9/02; A44C 17/00; A44C 17/02; A44C 17/0208; A44C 17/0216; A44C 17/0225; A44C 17/0233; A44C 17/0241; A44C 17/025; A44C 17/0258; A44C 17/0266; A44C 17/0275; A44C 17/0283; A44C 17/0291

See application file for complete search history.

(56) **References Cited**

U.S. PATENT DOCUMENTS

D182,342	S	*	3/1958	Schreiber	D11/2
D299,815	S	*	2/1989	Shapiro	D11/35
D538,696	S	*	3/2007	Azrielant	D11/34
D614,065	S	*	4/2010	Vagal	D11/34
D614,066	S	*	4/2010	Vagal	D11/34
D614,068	S	*	4/2010	Vagal	D11/34
D614,071	S	*	4/2010	Vagal	D11/35
D615,446	S	*	5/2010	Vagal	D11/34
D615,900	S	*	5/2010	Chawla	D11/34
D633,409	S	*	3/2011	Grosser-Samuels	D11/34
D647,419	S	*	10/2011	Wong	D11/34
D666,522	S	*	9/2012	Dholakiya	D11/34
D666,523	S	*	9/2012	Dholakiya	D11/34
D674,315	S	*	1/2013	Dholakiya	D11/40
D675,952	S	*	2/2013	Dholakiya	D11/34
D676,169	S	*	2/2013	Dholakiya	D26/34
D680,023	S	*	4/2013	Ho	D11/34
D683,648	S	*	6/2013	Dholakiya	D11/34
D687,335	S	*	8/2013	Dholakiya	D11/34
D701,137	S	*	3/2014	Dholakiya	D11/34

(Continued)

Primary Examiner — Cynthia Ramirez

Assistant Examiner — L. Martinez

(74) *Attorney, Agent, or Firm* — Terry M. Sanks, Esq.;
Beusse Wolter Sanks & Maire, PLLC


(57) **CLAIM**

The ornamental design of a ring, as shown and described.

DESCRIPTION

FIG. 1 is a front view of a ring showing our new design, the rear view being a mirror image thereof;
FIG. 2 is another front view thereof, the rear view being a mirror image thereof;
FIG. 3 is a left side view thereof, the right side view being a mirror image thereof;
FIG. 4 is a top view thereof; and,
FIG. 5 is a bottom view thereof.
The broken lines in the drawings represent portions of the ring that form no part of the claimed design.

1 Claim, 4 Drawing Sheets



(56)

References Cited

U.S. PATENT DOCUMENTS

D763,115 S 8/2016 Nisguretsky
D791,637 S * 7/2017 Yatsugi-Kang D11/34
D805,945 S * 12/2017 Rubin D11/26
9,854,881 B1 * 1/2018 Salaskar A44C 17/0225
D814,331 S * 4/2018 Dolce D11/34
D816,542 S * 5/2018 Shah D11/91
2009/0235689 A1 * 9/2009 Slowinski A44C 17/046
63/15
2011/0179823 A1 * 7/2011 Moody A44C 9/00
63/4
2014/0345322 A1 * 11/2014 Logian A44C 9/0023
63/12
2016/0316868 A1 * 11/2016 Parikh A44C 17/0241
2017/0020243 A1 * 1/2017 Parikh A44C 9/0046
2018/0008020 A1 * 1/2018 Dholakiya A44C 9/00

* cited by examiner




FIG. 1




FIG. 2

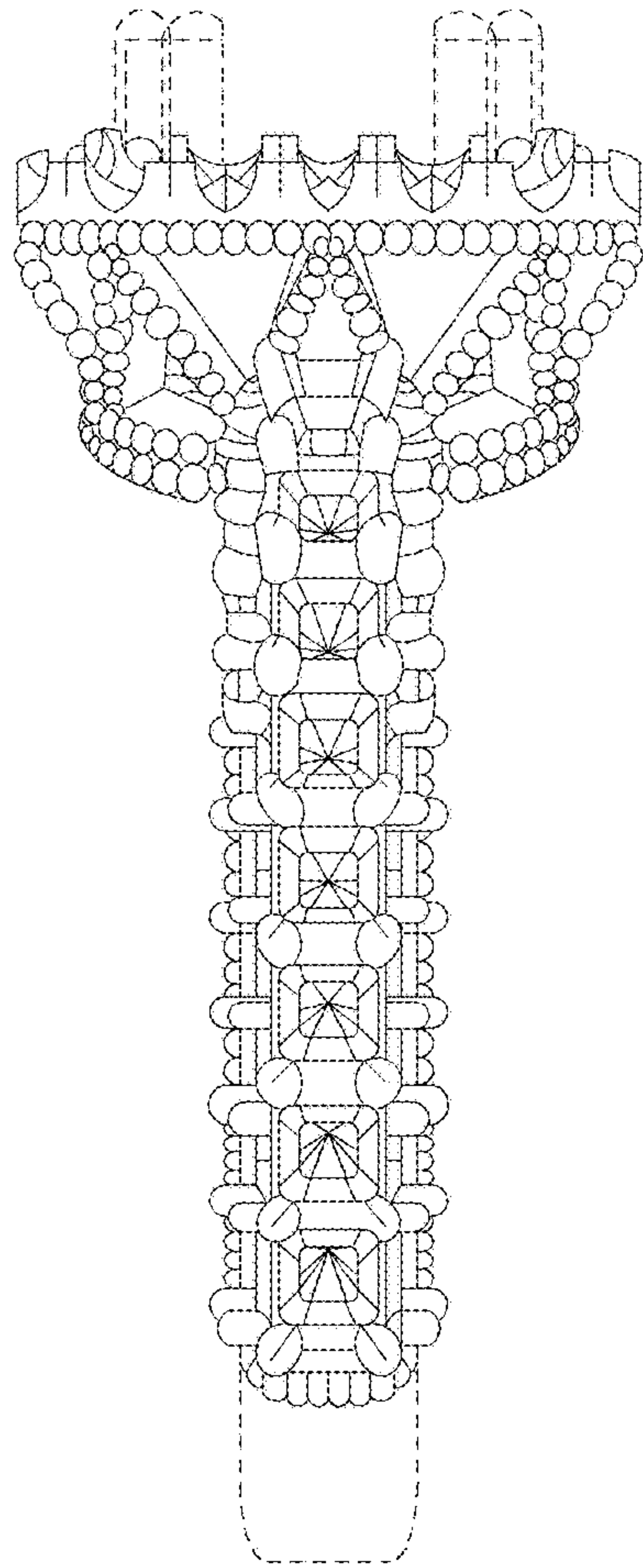


FIG. 3

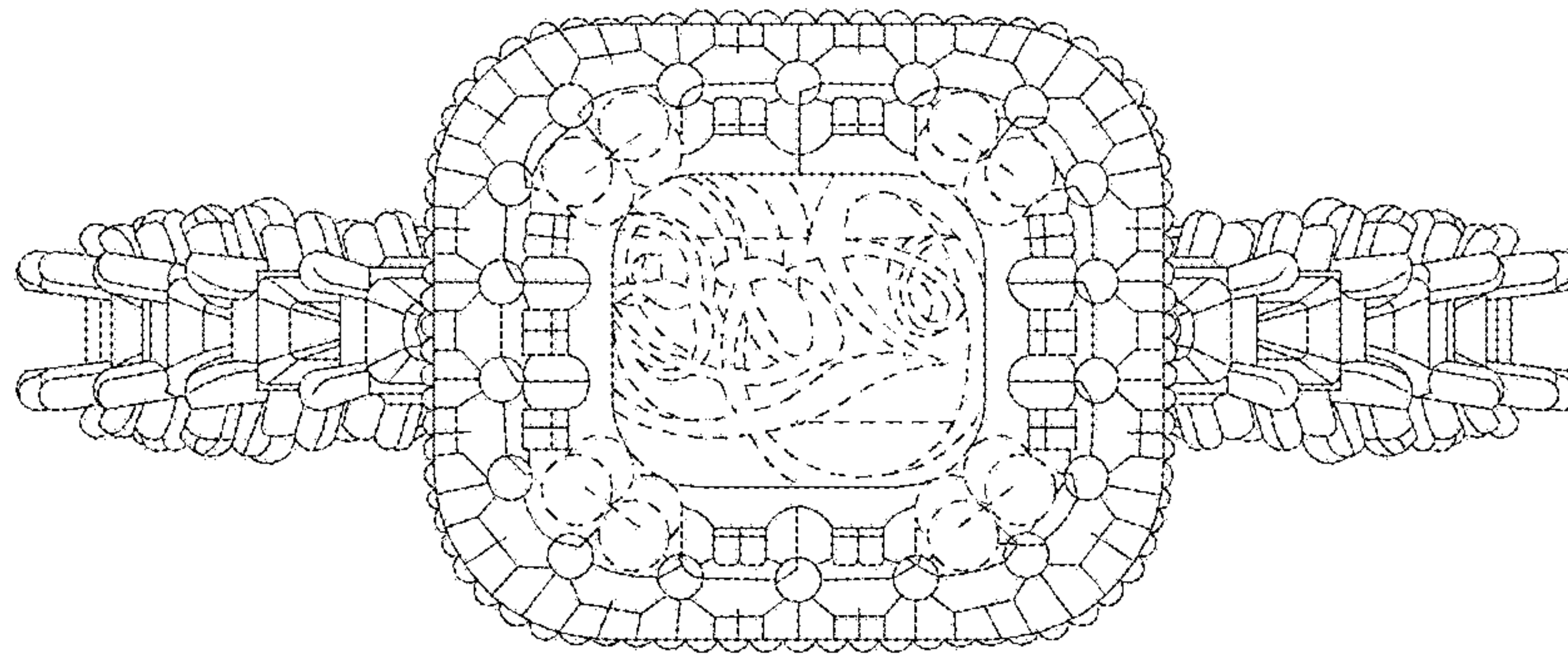


FIG. 4

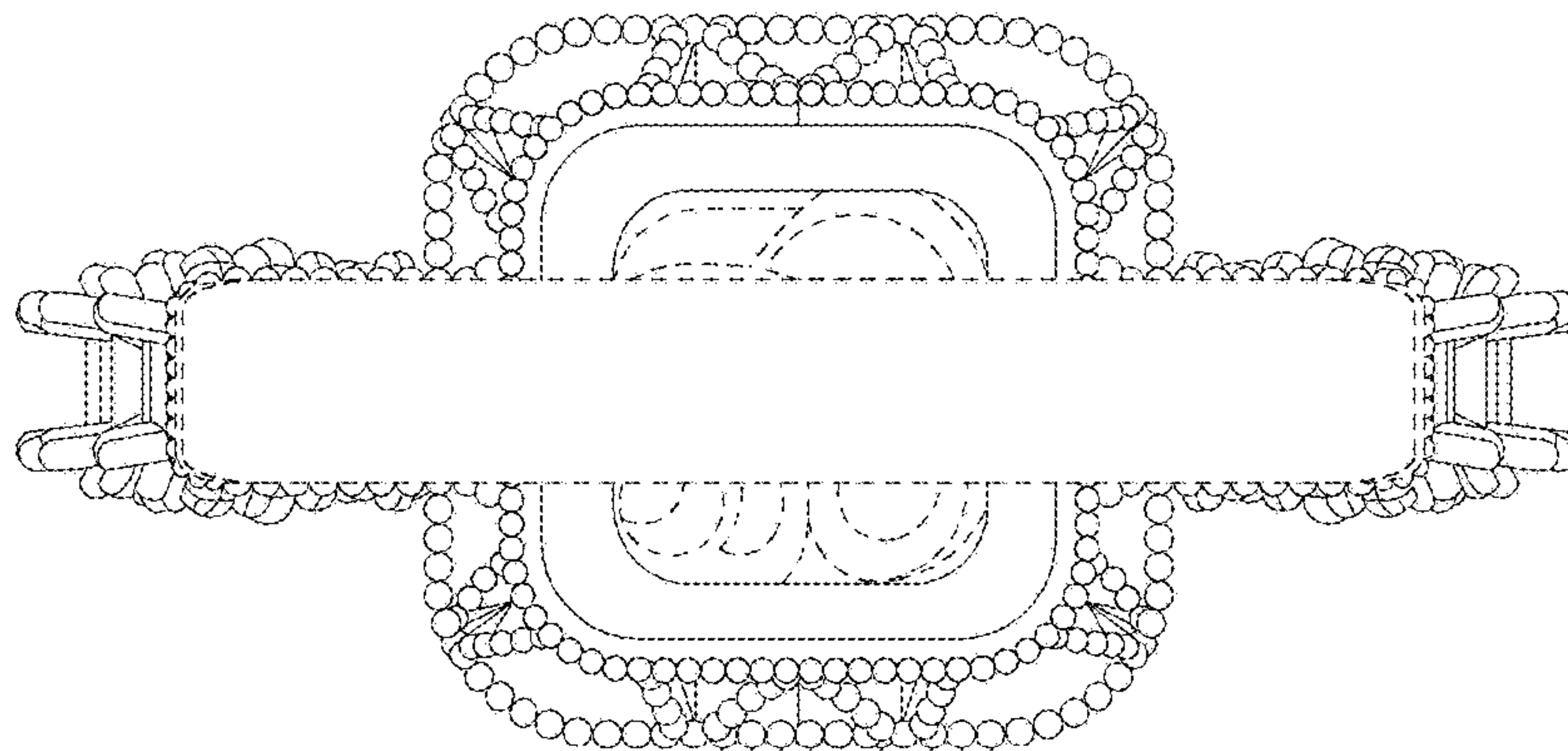


FIG. 5