



US00D855490S

(12) **United States Design Patent** (10) **Patent No.:** **US D855,490 S**
Biggers et al. (45) **Date of Patent:** **** *Aug. 6, 2019**

(54) **RING**

(71) Applicant: **BELLA VAUGHAN LLC**, Dallas, TX (US)

(72) Inventors: **LoriAnn Vaughan Biggers**, Southlake, TX (US); **Rotem Fartook**, Dallas, TX (US)

(73) Assignee: **BELLA VAUGHAN, LLC**, Dallas, TX (US)

(*) Notice: This patent is subject to a terminal disclaimer.

(**) Term: **15 Years**

(21) Appl. No.: **29/611,726**

(22) Filed: **Jul. 25, 2017**

(51) **LOC (12) Cl.** **11-01**

(52) **U.S. Cl.**
USPC **D11/34**

(58) **Field of Classification Search**
USPC D11/1-3, 13, 16, 17, 26-44, 76, 77, 78, D11/89-92; D14/344
CPC .. A44C 1/00; A44C 7/00; A44C 7/001; A44C 7/002; A44C 7/003; A44C 9/00; A44C 9/0007; A44C 9/0015; A44C 9/0023; A44C 9/003; A44C 9/0038; A44C 9/0046; A44C 9/0053; A44C 9/0061; A44C 9/0069; A44C 9/0076; A44C 9/02; A44C 17/00; A44C 17/02; A44C 17/0208; A44C 17/0216; A44C 17/0225; A44C 17/0233; A44C 17/0241; A44C 17/025; A44C 17/0258; A44C 17/0266; A44C 17/0275; A44C 17/0283; A44C 17/0291

See application file for complete search history.

(56) **References Cited**

U.S. PATENT DOCUMENTS

D182,205 S *	2/1958	Schreiber	D11/2
D252,985 S *	9/1979	Lam	D11/30
D538,696 S *	3/2007	Azielant	D11/34
D542,694 S *	5/2007	Schweizer	D11/34
D542,695 S *	5/2007	Schweizer	D11/34
D604,657 S *	11/2009	Marks	D11/34
D614,071 S *	4/2010	Vagal	D11/35
D615,900 S *	5/2010	Chawla	D11/34
D633,409 S *	3/2011	Grosser-Samuels	D11/34
D647,419 S *	10/2011	Wong	D11/34
D662,437 S *	6/2012	Verdeille	D11/34
D675,952 S *	2/2013	Dholakiya	D11/34
D676,169 S *	2/2013	Dholakiya	D26/34
D680,023 S *	4/2013	Ho	D11/34
D683,648 S *	6/2013	Dholakiya	D11/34
D687,335 S *	8/2013	Dholakiya	D11/34
D701,137 S *	3/2014	Dholakiya	D11/34
D712,302 S *	9/2014	Dholakiya	D11/91
D712,303 S *	9/2014	Dholakiya	D11/91
D714,182 S *	9/2014	Doran	D11/92

(Continued)

Primary Examiner — Cynthia Ramirez

Assistant Examiner — L. Martinez

(74) *Attorney, Agent, or Firm* — Terry M. Sanks, Esq.;
Beusse Wolter Sanks & Maire, PLLC


(57) **CLAIM**

The ornamental design of a ring, as shown and described.

DESCRIPTION

FIG. 1 is a front view of a ring showing our new design, the rear view being a mirror image thereof;
FIG. 2 is another front view thereof, the rear view being a mirror image thereof;
FIG. 3 is a left side view thereof, the right side view being a mirror image thereof;
FIG. 4 is a top view thereof; and,
FIG. 5 is a bottom view thereof.
The broken lines in the drawings represent portions of the ring that form no part of the claimed design.

1 Claim, 4 Drawing Sheets



(56)

References Cited

U.S. PATENT DOCUMENTS

D743,831	S *	11/2015	Yatsugi-Kang	D11/34
D763,115	S	8/2016	Nisguretsky	
D766,123	S *	9/2016	Wachtmeister	D11/34
D786,119	S *	5/2017	Huynh	D11/34
9,756,909	B1 *	9/2017	Bonner	A44C 17/0233
2009/0235689	A1 *	9/2009	Slowinski	A44C 17/046 63/15
2014/0345322	A1 *	11/2014	Logian	A44C 9/0023 63/12
2017/0055646	A1 *	3/2017	Samanta	A44C 17/0225
2017/0055647	A1 *	3/2017	Samanta	A44C 9/0015
2018/0098604	A1 *	4/2018	Beck	A44C 9/0053

* cited by examiner




FIG. 1




FIG. 2

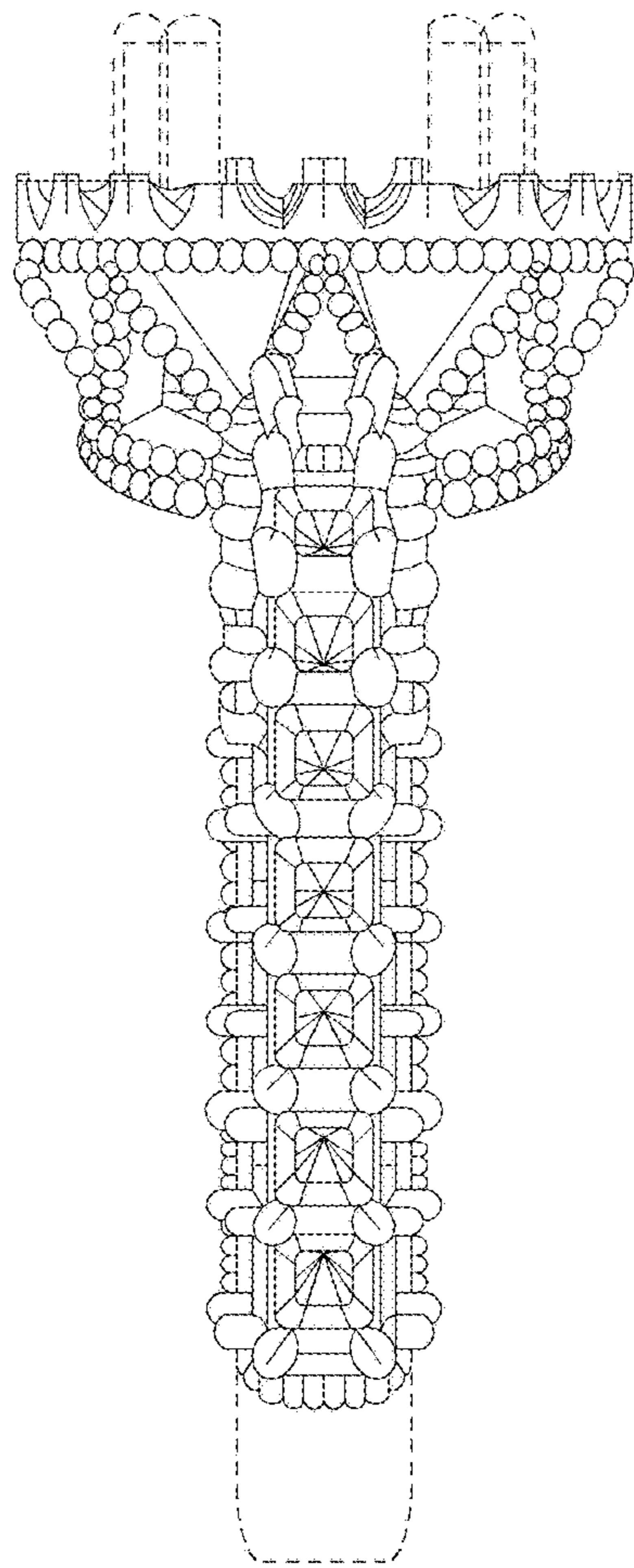


FIG. 3

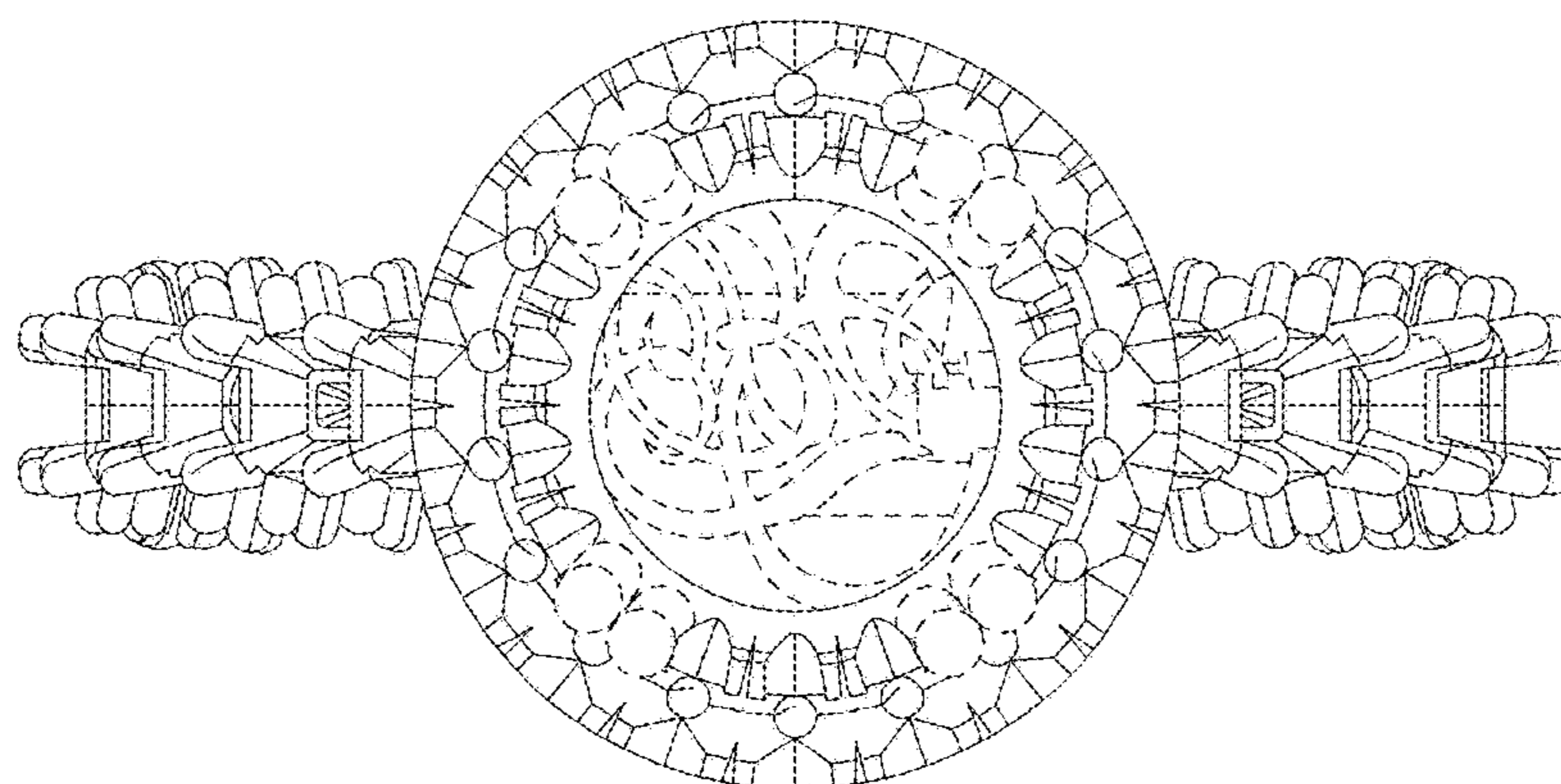


FIG. 4

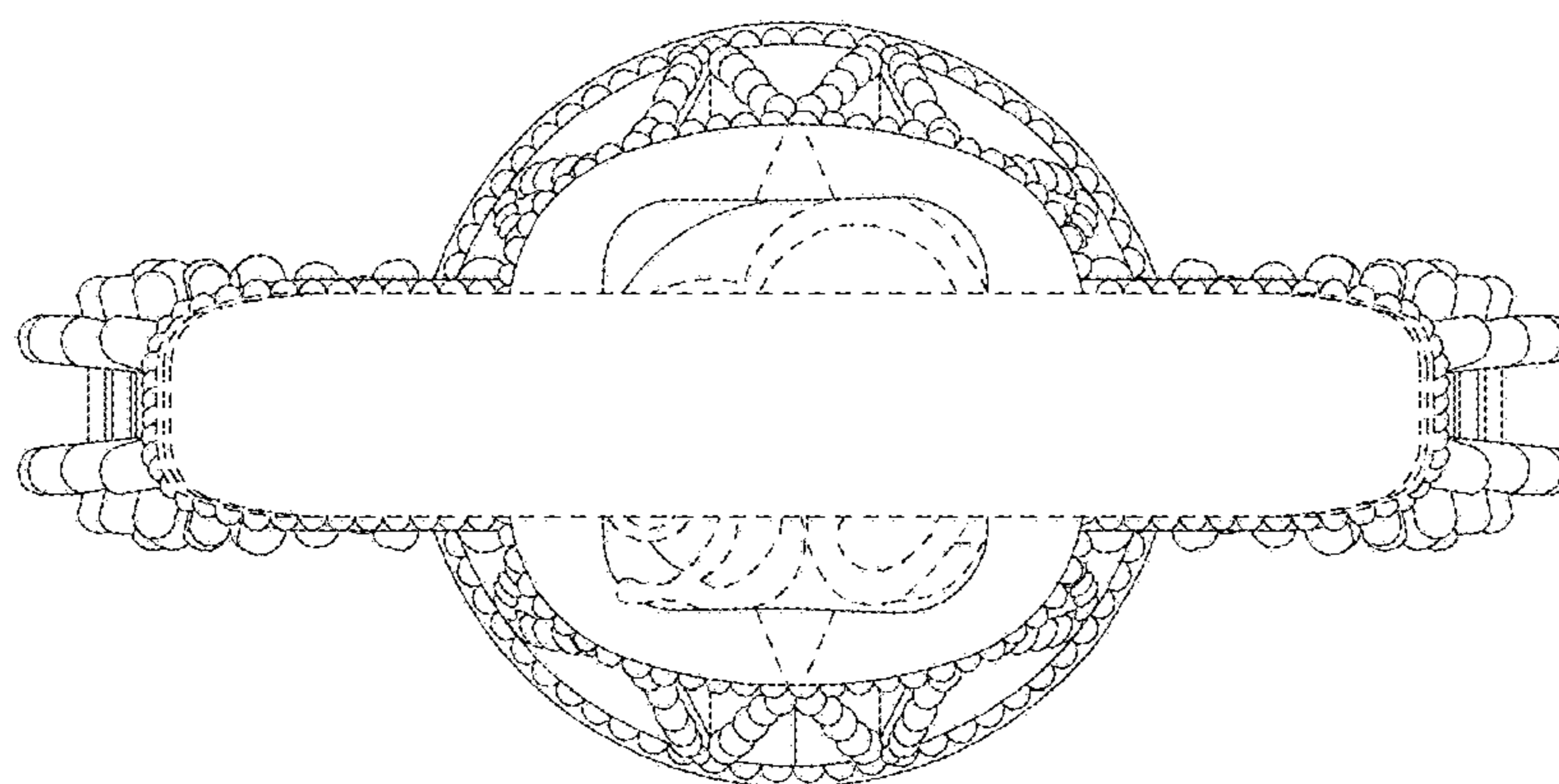


FIG. 5