



US00D855486S

(12) **United States Design Patent** (10) **Patent No.:** **US D855,486 S**
Muller (45) **Date of Patent:** **** Aug. 6, 2019**

(54) **WATCH DIAL** 2,249,495 A * 7/1941 Reuter B44C 1/24
374/E1.001
(71) Applicant: **Montblanc-Simplo GmbH**, Hamburg D149,946 S * 6/1948 Jones D11/112
(DE) D229,765 S * 1/1974 Batista D11/95
D395,839 S * 7/1998 Galli D10/10
(72) Inventor: **Caroline Muller**, Neuchatel (CH) D703,553 S * 4/2014 Monachon D10/32
D775,972 S * 1/2017 Dupont D10/30
(73) Assignee: **Montblanc-Simplo GmbH**, Hamburg D806,605 S * 1/2018 Jacobsthal D11/107
(DE) D824,794 S * 8/2018 Monachon D10/128

(**) Term: **15 Years**

(21) Appl. No.: **29/622,372**

(22) Filed: **Oct. 17, 2017**

(51) **LOC (12) Cl.** **10-07**

(52) **U.S. Cl.**
USPC **D10/126**

(58) **Field of Classification Search**
USPC D10/1-2, 10, 30-33, 36-39, 98-99,
D10/122-124, 126-128, 132; D11/3;
D14/344; D24/167, 186
CPC G04C 19/00; G04C 19/02; G04B 19/00;
G04B 19/025; G04B 19/08; G04B
19/048; G04B 19/04; G04B 19/046;
G04B 19/06; G04B 19/065; G04B
19/082; G04B 19/085; G04B 19/087;
G04B 19/10; G04B 19/103; G04B
19/106; G04B 47/042; G04B 19/12;
G04B 19/18; G04B 19/223; G04B 19/23;
G04B 19/24; G04B 19/241; G04B
19/243; G04D 3/04

See application file for complete search history.

(56) **References Cited**

U.S. PATENT DOCUMENTS

D39,850 S * 3/1909 Bragg D11/99
D40,246 S * 8/1909 Longe D10/126

OTHER PUBLICATIONS

Montblanc 1858 Geosphere | posted at Hodinkee.com Jan. 2018 ©
2009-2018, HODINKEE INC[online][site visited Sep. 6, 2018].
Available from internet: <<https://www.hodinkee.com/articles/montblanc-1858-geosphere-introducing>> (Year: 2018).*

* cited by examiner

Primary Examiner — Sandra S Snapp
Assistant Examiner — Katherine Glennon
(74) *Attorney, Agent, or Firm* — Taft Stettinius &
Hollister LLP

(57) **CLAIM**

The ornamental design for a watch dial, as shown and described.

DESCRIPTION

FIG. 1 is a front plan view of a watch dial showing my new design;
FIG. 2 is a back plan view thereof;
FIG. 3 is a bottom elevational view thereof;
FIG. 4 is a top elevational view thereof;
FIG. 5 is a right side elevational view thereof;
FIG. 6 is a left side elevational view thereof; and,
FIG. 7 is a front, right side perspective view thereof.

1 Claim, 7 Drawing Sheets

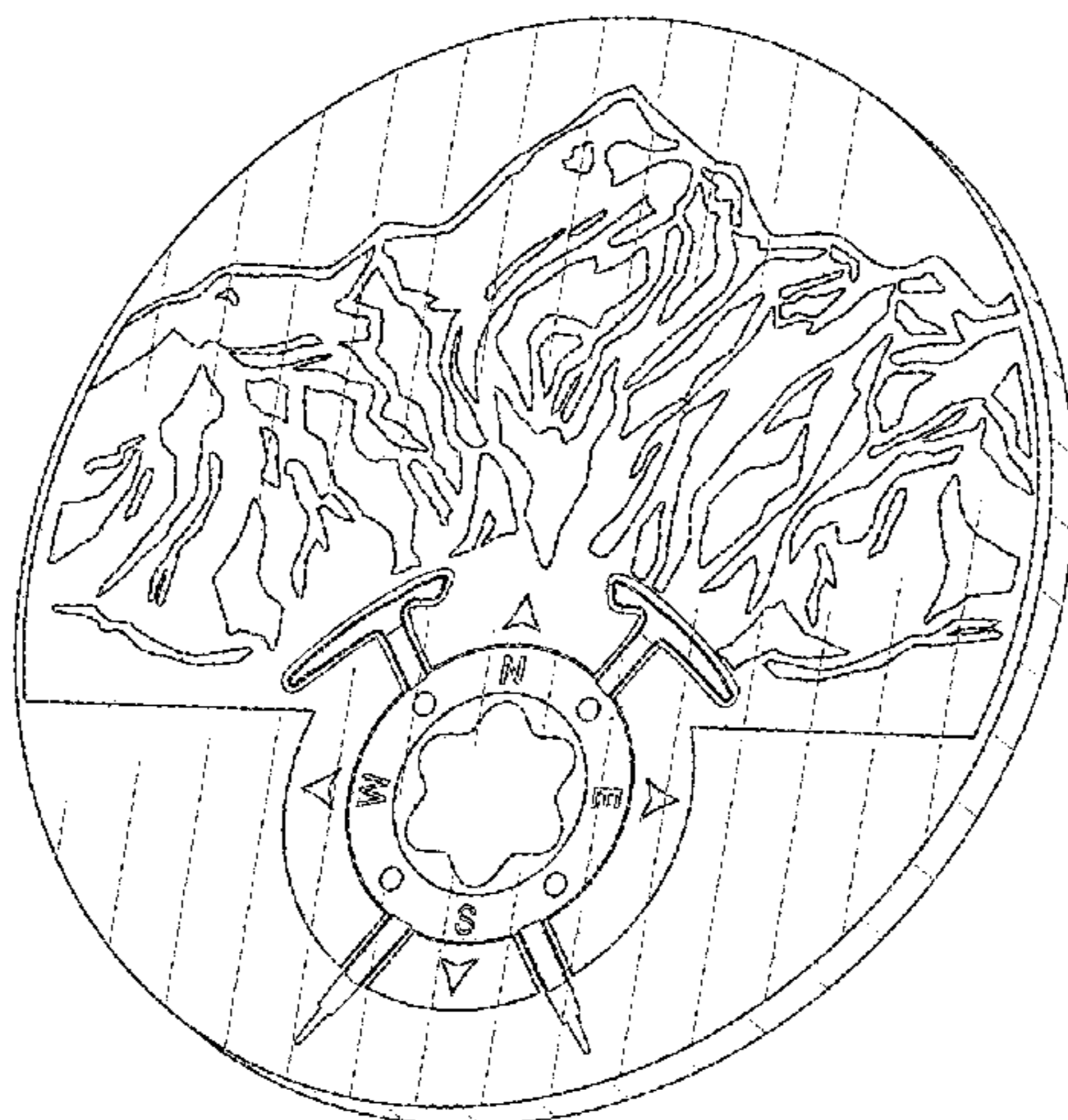




Fig. 1




Fig. 2



Fig. 3



Fig. 4



Fig. 5



Fig. 6




Fig. 7