



US00D855477S

(12) **United States Design Patent** (10) **Patent No.:** **US D855,477 S**
Liu et al. (45) **Date of Patent:** **** Aug. 6, 2019**

(54) **PACKING BOX**

(71) Applicant: **SHENZHEN ROYOLE TECHNOLOGIES CO. LTD.**,
Shenzhen, Guangdong (CN)

(72) Inventors: **Chang Liu**, Guangdong (CN);
Jianxiong Wu, Guangdong (CN);
Zhaohui Li, Guangdong (CN)

(73) Assignee: **SHENZHEN ROYOLE TECHNOLOGIES CO., LTD.**,
Shenzhen (CN)

(**) Term: **15 Years**

(21) Appl. No.: **29/645,434**

(22) Filed: **Apr. 26, 2018**

(30) **Foreign Application Priority Data**

Oct. 26, 2017 (CN) 2017 3 0517169

(51) **LOC (12) Cl.** **09-03**

(52) **U.S. Cl.**
USPC **D9/737; D9/432**

(58) **Field of Classification Search**
USPC D9/414-423, 424-429, 430-432, 433,
D9/434, 456, 457, 500, 520, 549, 558,
D9/711, 713, 721-722, 772, 761-762;
D3/290, 304, 305, 315; D20/10, 22, 27,
D20/40, 42
CPC ... B65D 5/00; B65D 5/02; B65D 5/18; B65D
5/20

See application file for complete search history.

(56) **References Cited**

U.S. PATENT DOCUMENTS

D285,777 S * 9/1986 Forbes, Jr. D9/416
D339,059 S * 9/1993 Koehler D9/418
D384,276 S * 9/1997 Casey D9/415
D564,872 S * 3/2008 Kamins D9/418

D576,033 S * 9/2008 Apple D9/431
D592,075 S * 5/2009 Holcomb D9/721
D600,855 S * 9/2009 Krohn D27/189
D671,829 S * 12/2012 Sung D9/418

(Continued)

OTHER PUBLICATIONS

Small Kraft Paper Usb Mini Led Fan Gift Packing. [online] Retrieved Feb. 19, 2019 from URL: https://www.alibaba.com/product-detail/Best-Price-Small-Kraft-Paper-USB_60785899513.html.*

Primary Examiner — Vy N Koenig

(74) *Attorney, Agent, or Firm* — Hauptman Ham, LLP

(57) **CLAIM**

The ornamental design for a packing box, as shown and described.

DESCRIPTION

FIG. 1 is a front side view of a packing box in accordance with the present invention;

FIG. 2 is a back side view of the packing box depicted in FIG. 1;

FIG. 3 is a left side view of the packing box depicted in FIG. 1;

FIG. 4 is a right side view of the packing box depicted in FIG. 1;

FIG. 5 is a top view of the packing box depicted in FIG. 1;

FIG. 6 is a bottom view of the packing box depicted in FIG. 1;

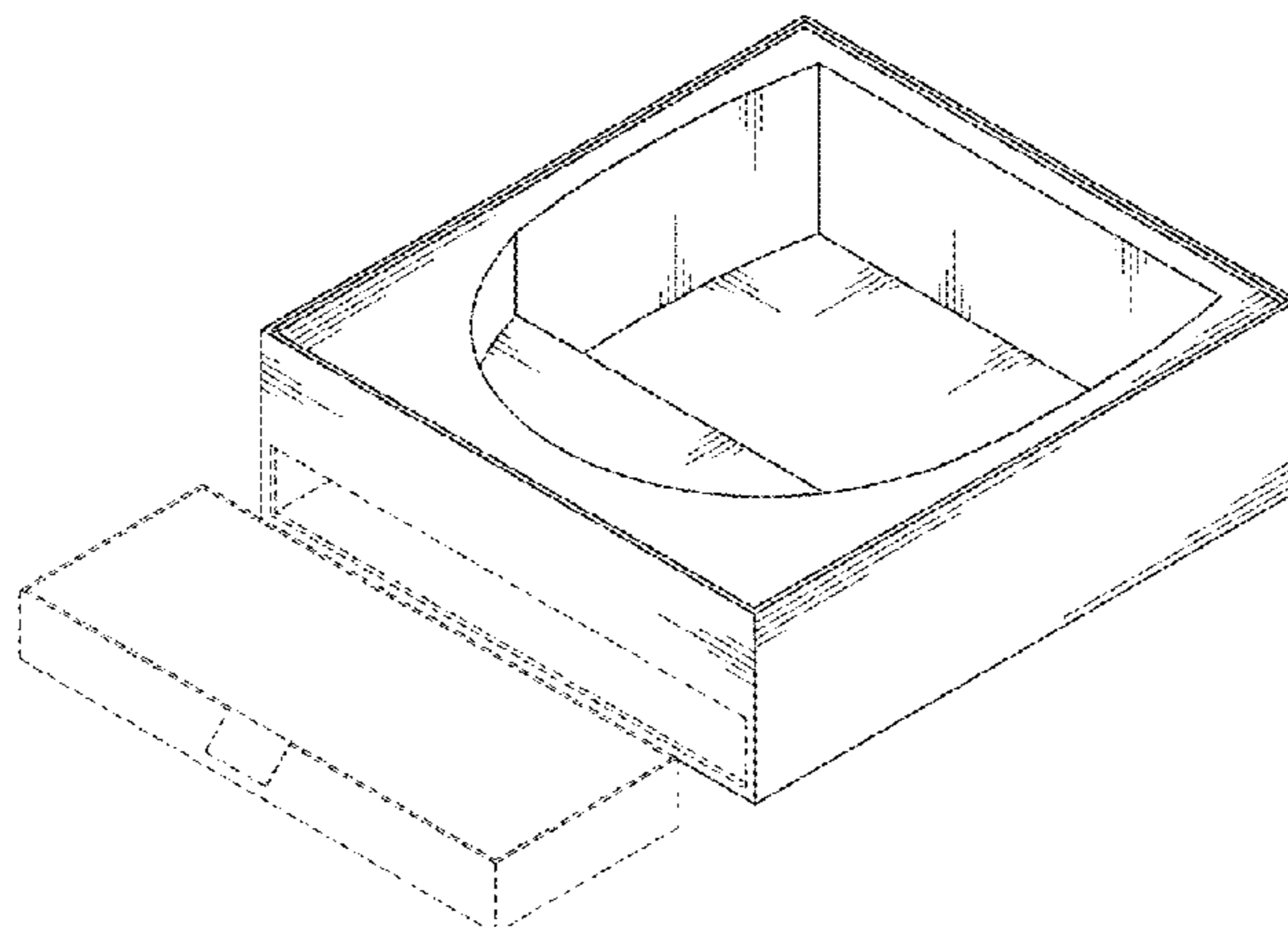
FIG. 7 is a front side perspective view of the packing box depicted in FIG. 1;

FIG. 8 is a perspective view of the packing box illustrating an example environment; and,

FIG. 9 is another perspective view of the packing box illustrating an example environment.

The broken lines shown in the drawings illustrate environmental subject matter and portions of the packing box that form no part of the claimed design.

1 Claim, 6 Drawing Sheets



(56)

References Cited

U.S. PATENT DOCUMENTS

D772,053 S *	11/2016	Mayer	D9/418
D778,721 S *	2/2017	Sanfilippo	D9/416
D798,141 S *	9/2017	Miller	D9/418
D816,479 S *	5/2018	Sill	D9/418
D819,441 S *	6/2018	Doster	D9/432
D822,481 S *	7/2018	Rivera	D9/418
D834,936 S *	12/2018	Sanfilippo	D9/432
D838,107 S *	1/2019	Daly	D3/304

* cited by examiner

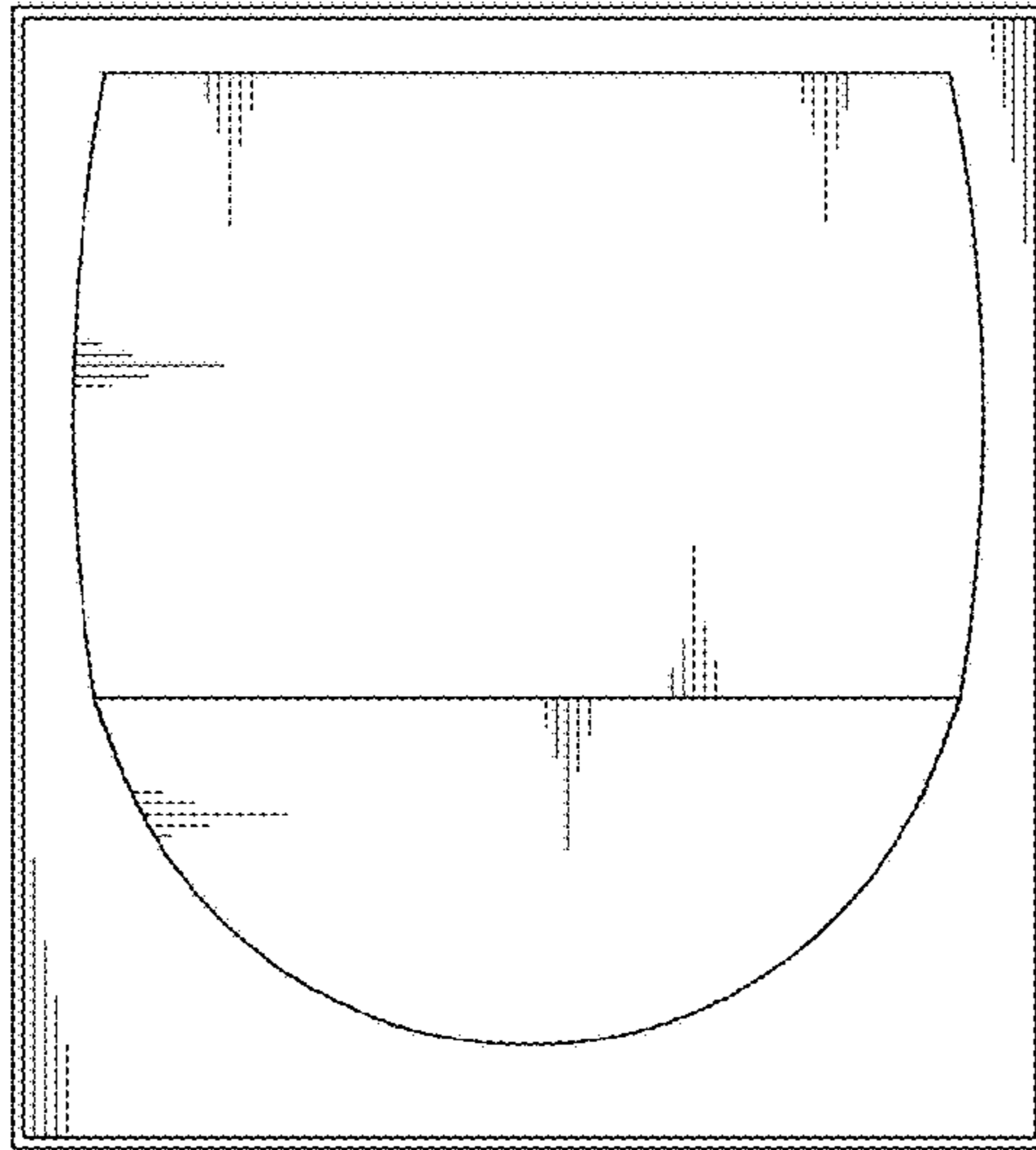


FIG.1




FIG.2




FIG.3




FIG.4




FIG.5




FIG.6

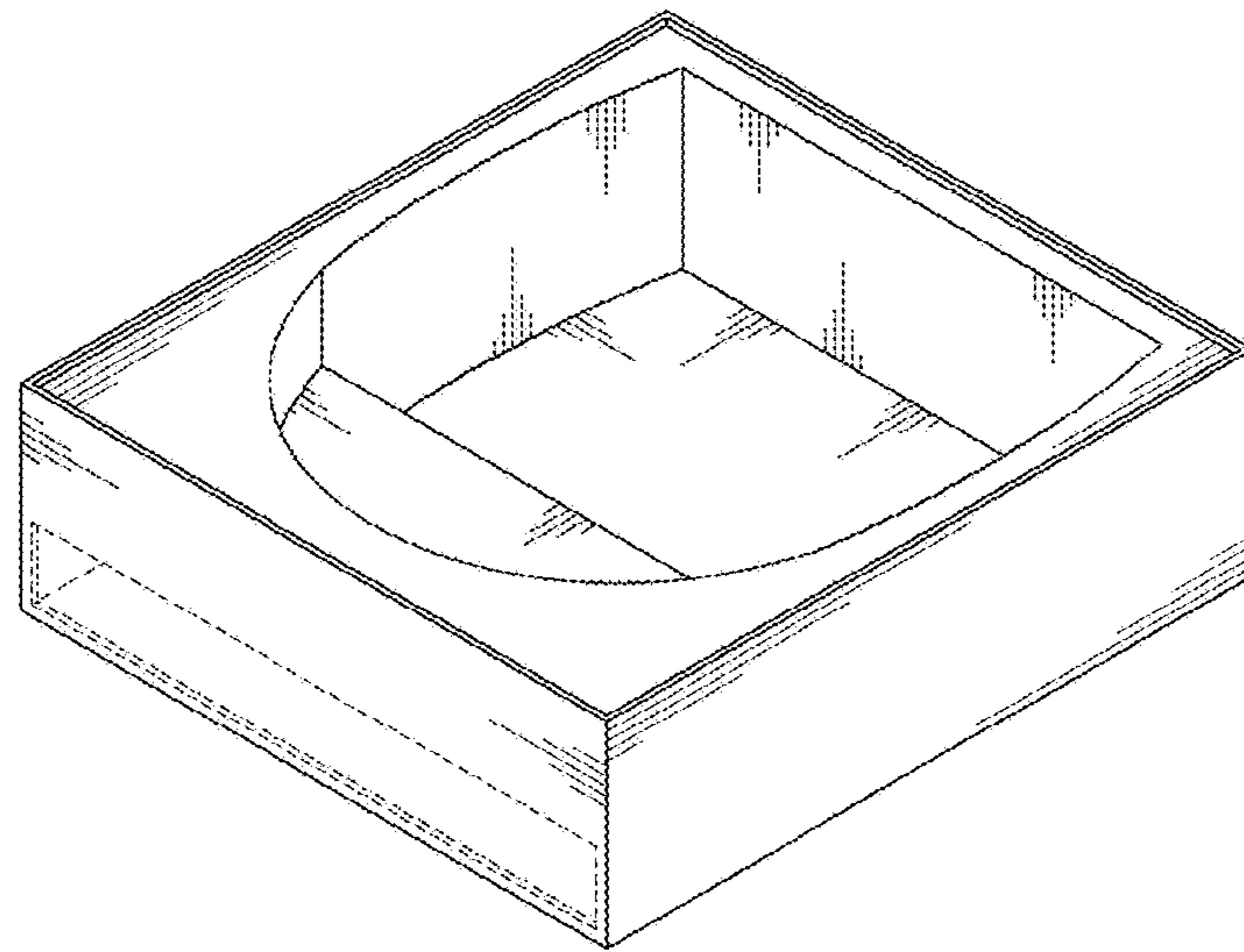


FIG. 7

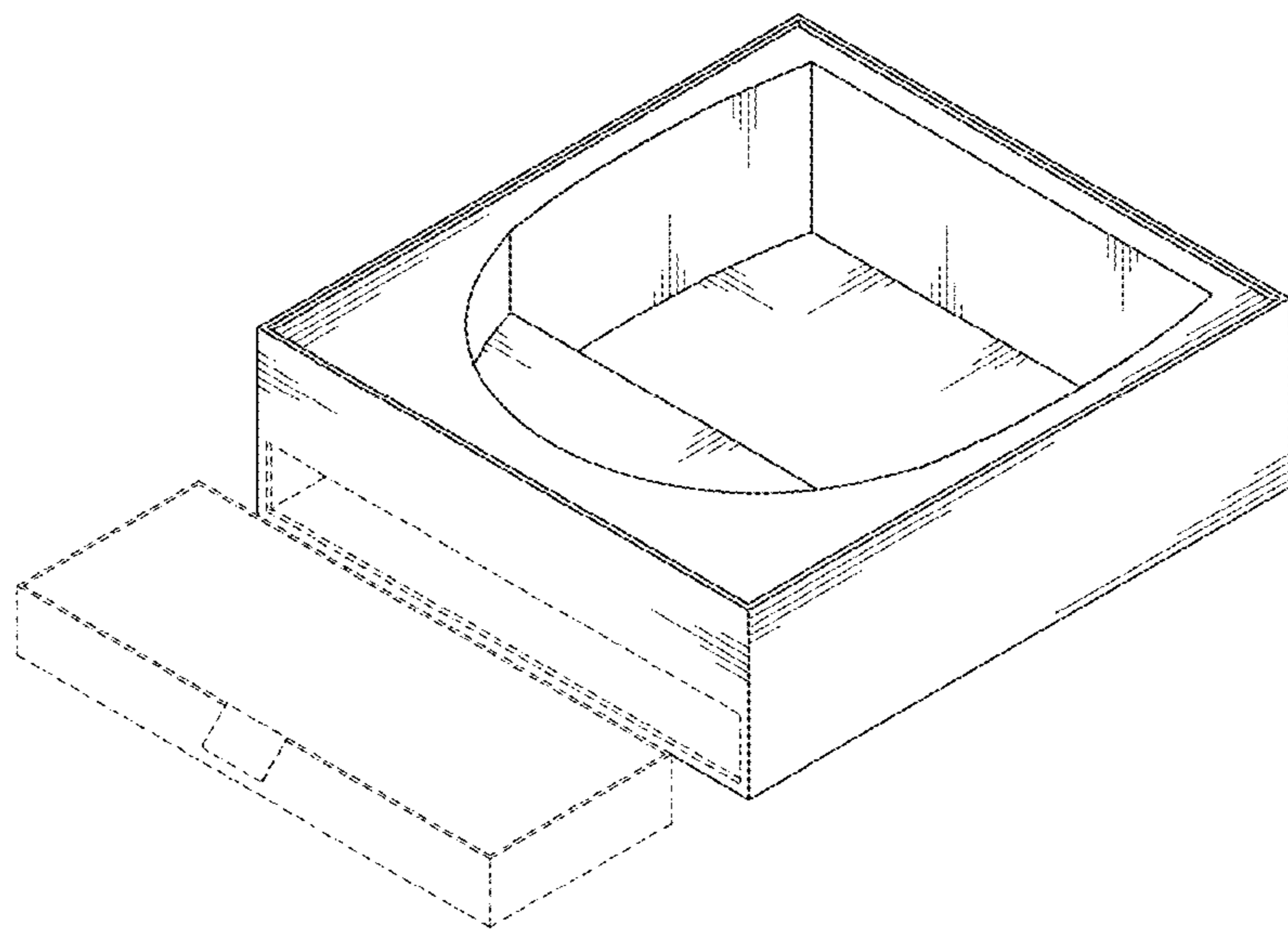


FIG.8

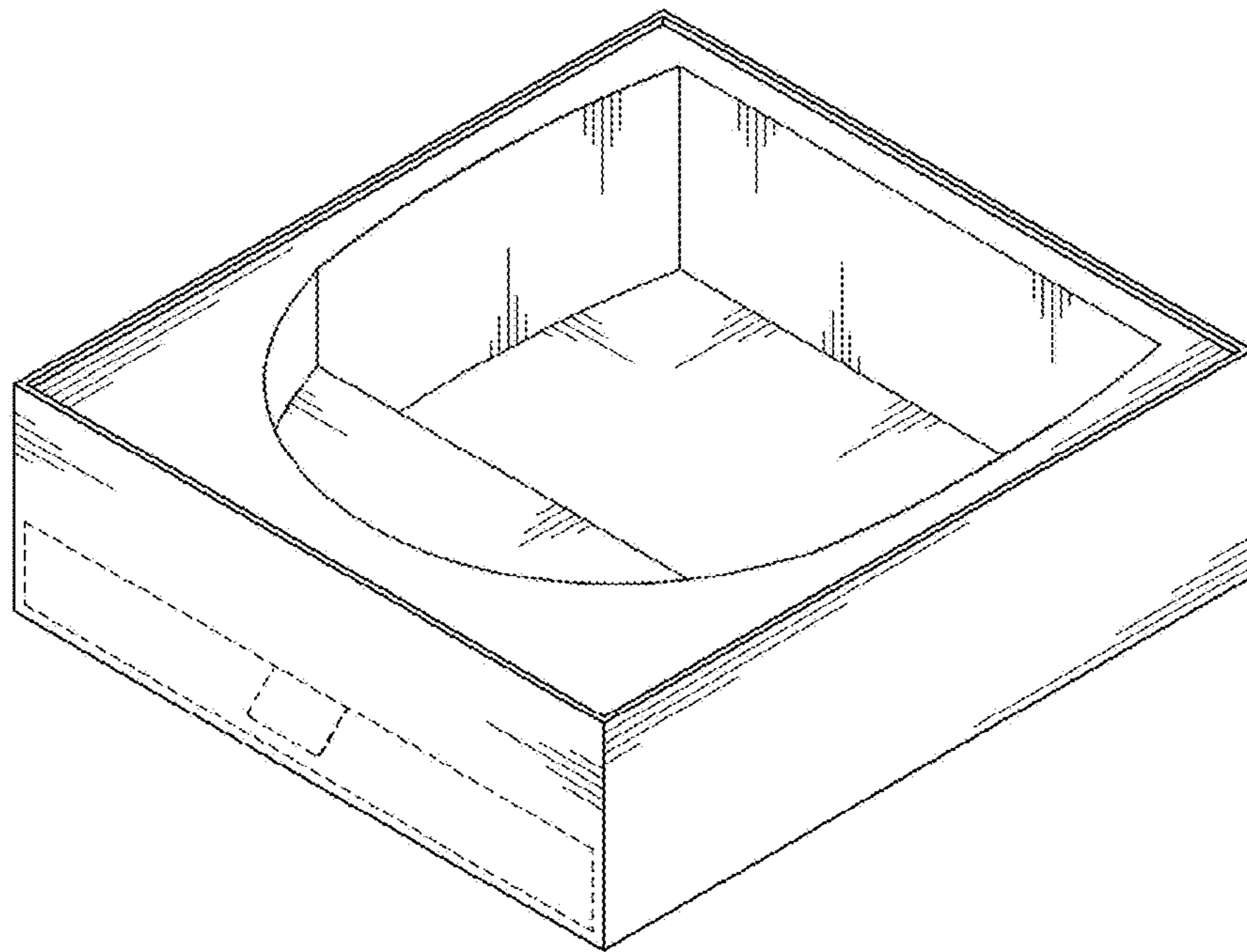


FIG.9