



US00D855456S

(12) **United States Design Patent** (10) **Patent No.:** **US D855,456 S**  
**Fisher et al.** (45) **Date of Patent:** **\*\* Aug. 6, 2019**

(54) **CONTAINER**

(71) Applicant: **Wells Enterprises, Inc.**, LeMars, IA (US)

(72) Inventors: **Scott L. Fisher**, Evansville, IN (US);  
**Jason Allen Rowe**, Santa Claus, IN (US)

(73) Assignee: **Wells Enterprises, Inc.**, Chicago, IL (US)

(\*\*) Term: **15 Years**

(21) Appl. No.: **29/627,934**

(22) Filed: **Nov. 30, 2017**

**Related U.S. Application Data**

(62) Division of application No. 29/534,424, filed on Jul. 28, 2015, now Pat. No. Des. 807,170.

(51) **LOC (12) Cl.** ..... **09-03**

(52) **U.S. Cl.**  
USPC ..... **D9/428**

(58) **Field of Classification Search**  
USPC ..... D7/538-542, 602, 608, 629; D9/414,  
D9/420, 424-426, 429, 432, 761;  
206/501-509; 220/781, 791, 793,  
220/811-813, 835, 839  
CPC ..... B65D 1/24; B65D 25/04; B65D 43/03;  
B65D 43/16; B65D 43/0212  
See application file for complete search history.

(56) **References Cited**

**U.S. PATENT DOCUMENTS**

D97,212 S 8/1935 Steurnagle  
D212,594 S 11/1968 Collie  
5,031,826 A 7/1991 Seufert  
5,083,994 A 1/1992 Seufert  
D330,312 S 10/1992 Narsutis  
5,303,839 A 4/1994 Blumenschein  
D377,739 S 2/1997 Carlson  
D383,671 S 9/1997 Phillips

D418,720 S 1/2000 Lillelund et al.  
D429,464 S 8/2000 Helms  
D443,483 S \* 6/2001 Gilliam ..... D7/615  
D453,108 S 1/2002 Gasco  
D467,800 S 12/2002 Chen et al.  
(Continued)

**FOREIGN PATENT DOCUMENTS**

EP 694478 B1 9/1998  
EP 2103534 B1 7/2010

**OTHER PUBLICATIONS**

“Plastic,” by North America IML Containers, <http://www.imlcontainer.com/plastic/>, copyright 2014, 1 page.

*Primary Examiner* — Derrick E Holland  
*Assistant Examiner* — Janice Patyk  
(74) *Attorney, Agent, or Firm* — Barnes & Thornburg LLP

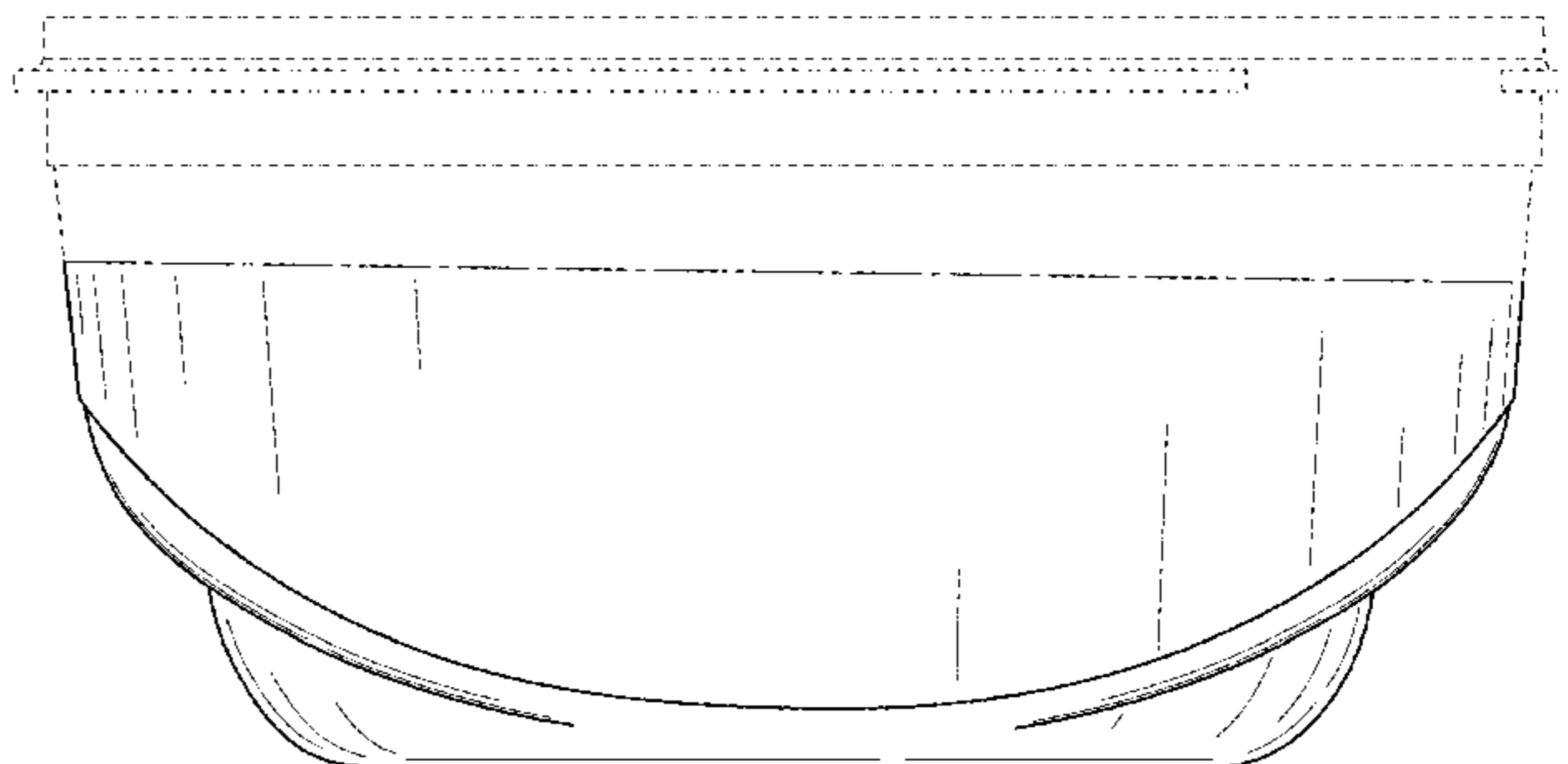
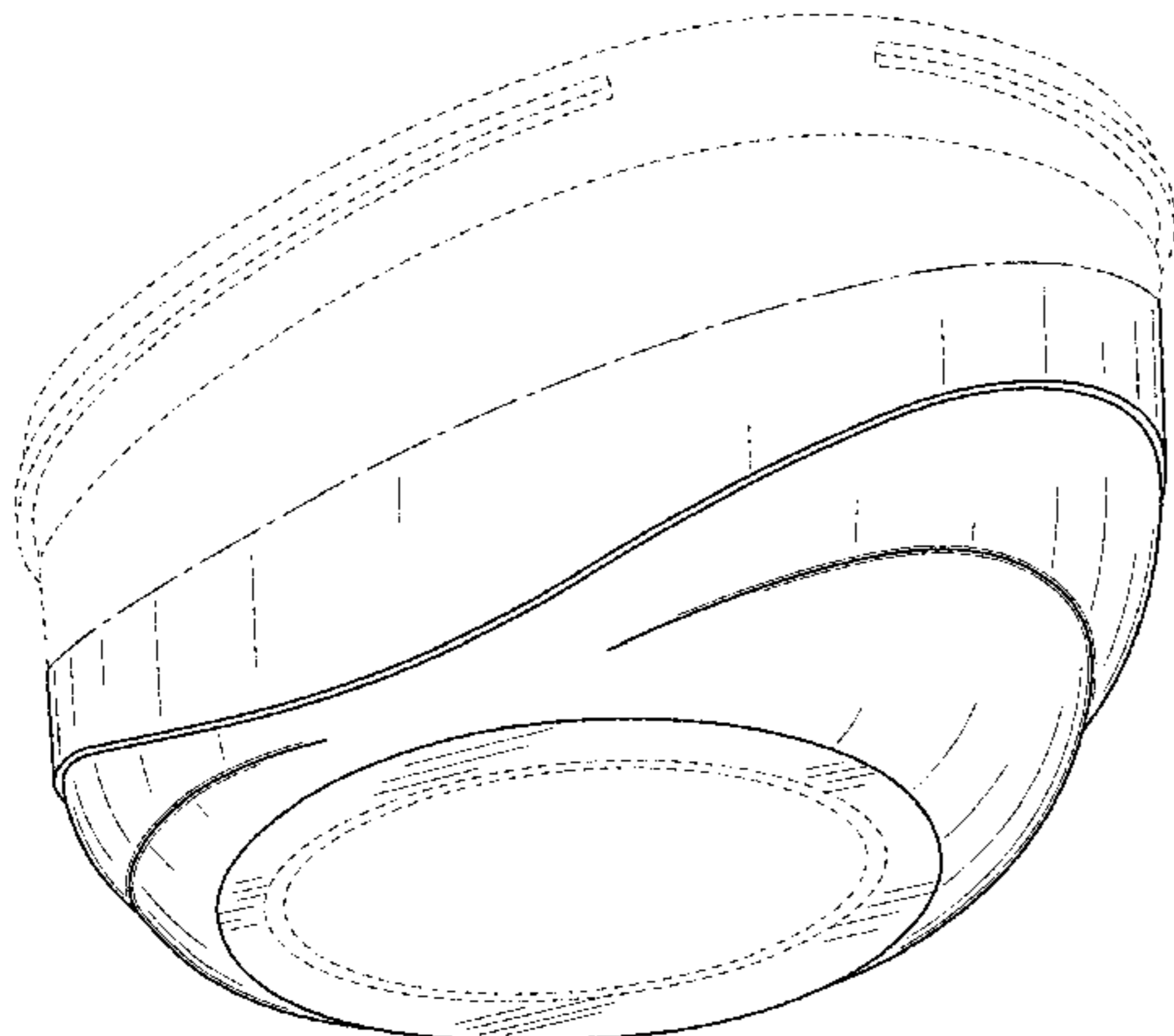
(57) **CLAIM**

The ornamental design for a container, as shown and described.

**DESCRIPTION**

FIG. 1 is a top perspective view of a container, showing our new design;  
FIG. 2 is a bottom perspective view thereof;  
FIG. 3 is a front elevational view thereof;  
FIG. 4 is a back elevational view thereof;  
FIG. 5 is a right side elevational view thereof;  
FIG. 6 is a left side elevational view thereof; and,  
FIG. 7 is a bottom plan view thereof.  
The dot-dash broken lines immediately adjacent to the claimed areas in the views represent the boundaries of the design and form no part thereof. The broken lines in the figures illustrate the portions of the design that form no part of the claimed design. None of the broken lines form any part of the claimed design.

**1 Claim, 4 Drawing Sheets**



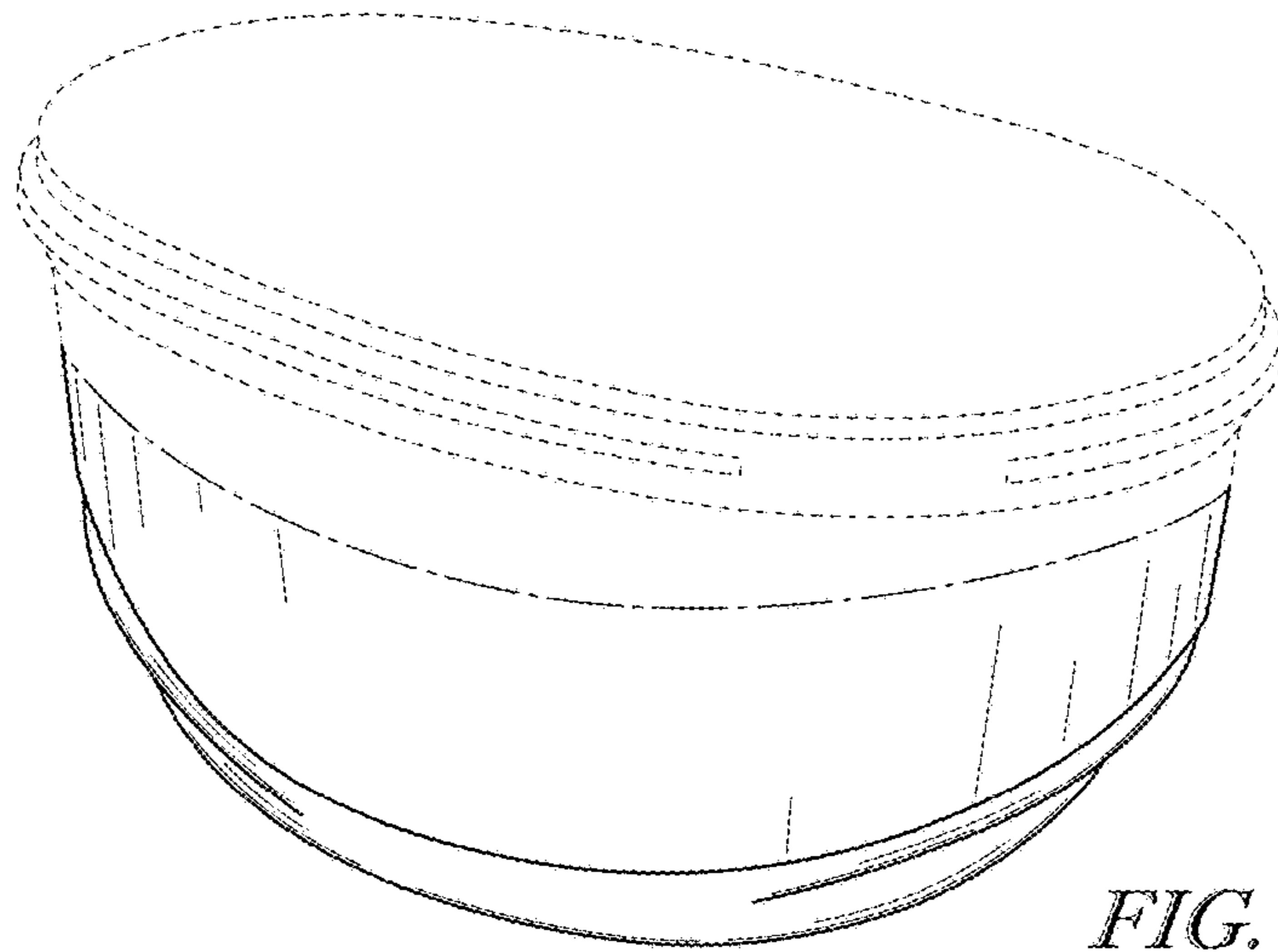
(56)

References Cited

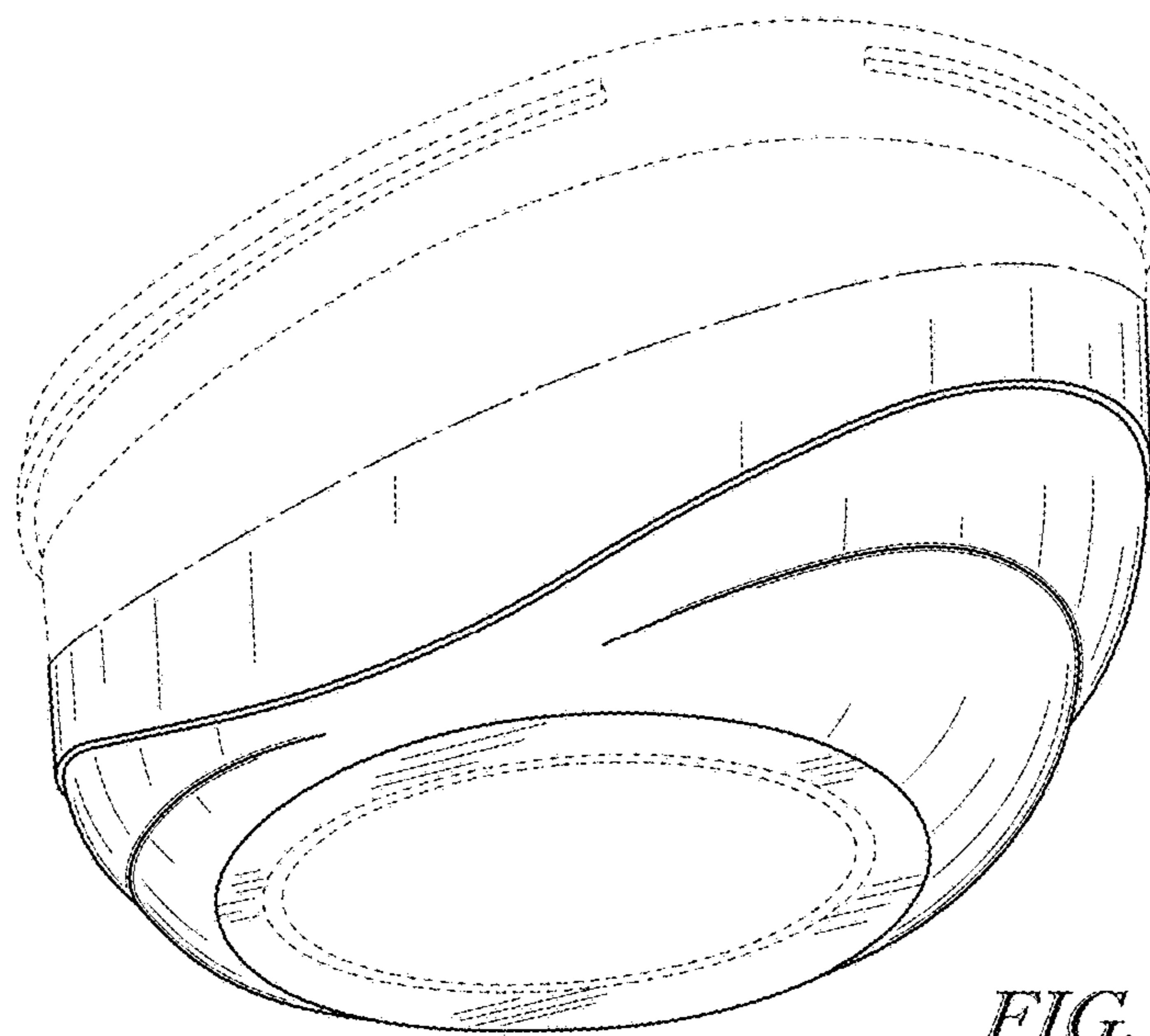
U.S. PATENT DOCUMENTS

D469,320 S	1/2003	Pettaweebuncha	D669,778 S	10/2012	Houlton et al.
D470,768 S	2/2003	Melhede	D673,447 S *	1/2013	Freeman ..... D9/424
D501,636 S	2/2005	Melhede	D679,991 S	4/2013	Hudson et al.
D506,359 S	6/2005	Zettle et al.	D682,116 S *	5/2013	Sina ..... D9/425
D514,389 S	2/2006	Luna et al.	D689,363 S	9/2013	Sundy et al.
D544,790 S	6/2007	Bouveret et al.	8,528,770 B2	9/2013	Albrecht et al.
D547,179 S	7/2007	Bouveret et al.	D696,938 S	1/2014	BeVier et al.
D562,640 S	2/2008	Tucker et al.	D703,912 S *	4/2014	Irvine ..... A61G 17/08 D99/5
D587,567 S *	3/2009	Peysen ..... D9/424	D706,131 S	6/2014	Brooks et al.
D606,811 S	12/2009	Furlong	D706,621 S	6/2014	Tuchrelo et al.
D608,154 S	1/2010	Furlong	8,777,043 B2	7/2014	Furlong
D638,700 S	5/2011	Bouveret et al.	8,794,440 B2	8/2014	BeVier et al.
D644,883 S *	9/2011	Samartgis ..... D7/602	D720,613 S	1/2015	Dziaba et al.
D645,738 S	9/2011	Shiffer et al.	D723,339 S	3/2015	Maxwell et al.
D647,397 S	10/2011	Inaba	D723,340 S	3/2015	Maxwell et al.
D649,872 S	12/2011	Bouveret et al.	D730,127 S	5/2015	Maxwell et al.
D649,873 S	12/2011	Bouveret et al.	D730,726 S	6/2015	Astorga
D653,105 S	1/2012	Degeyter et al.	D732,385 S *	6/2015	Bouveret ..... D9/425
D666,875 S	9/2012	Rusnak	D741,166 S *	10/2015	Tyberghein ..... D9/425
D666,876 S	9/2012	Rusnak	2007/0062948 A1	3/2007	Albrecht et al.
			2014/0312045 A1	10/2014	Uebele

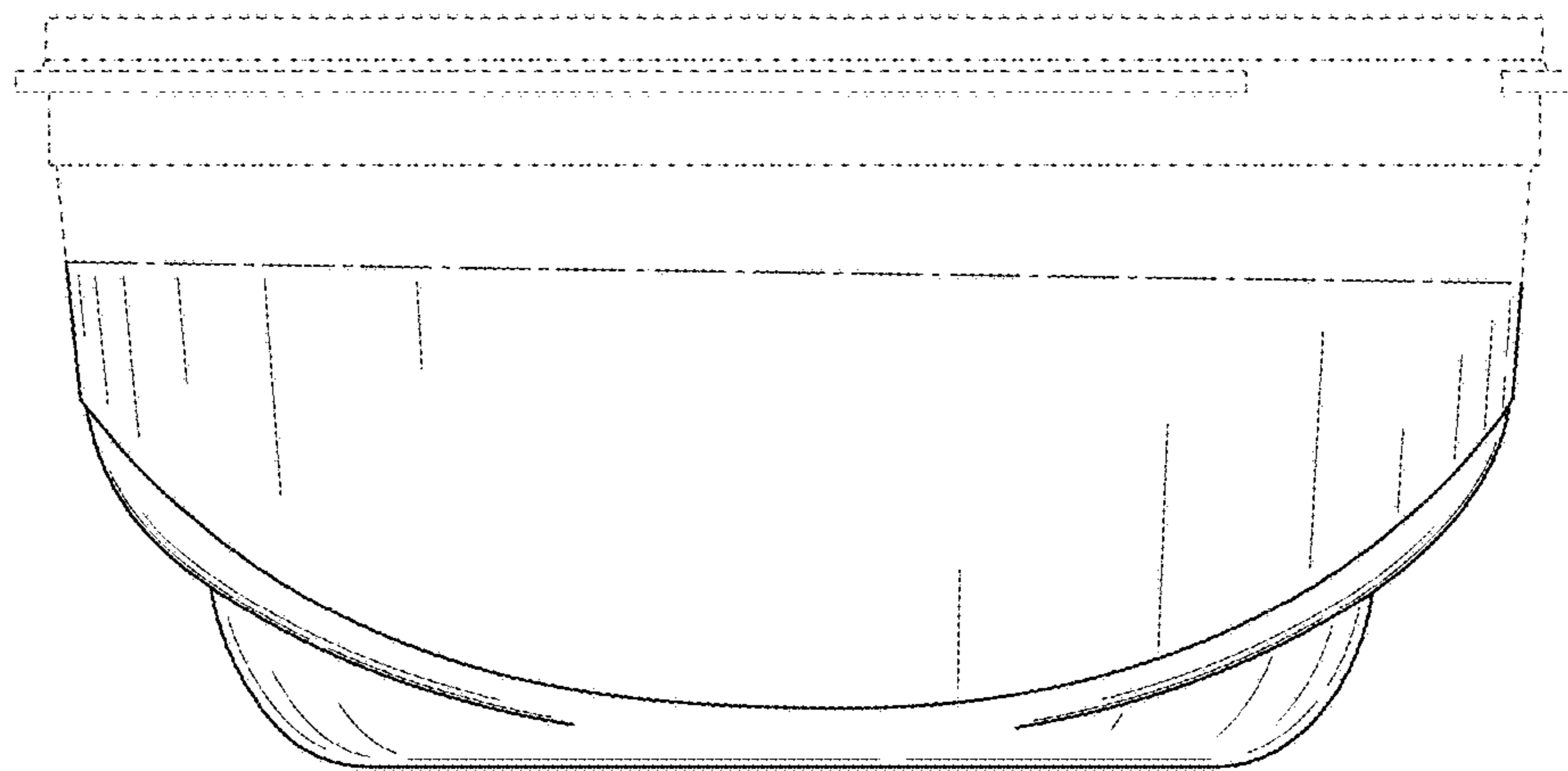
\* cited by examiner



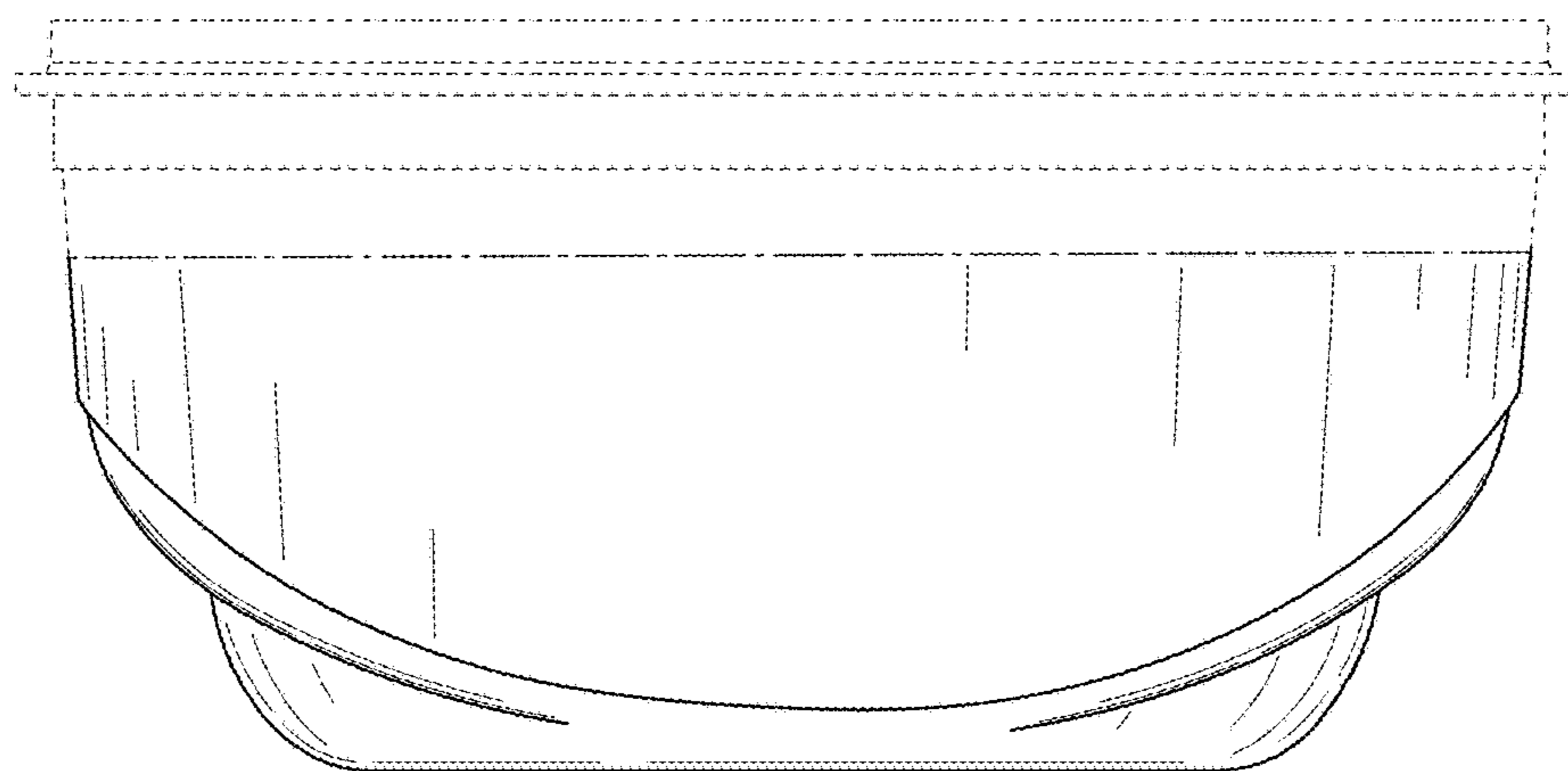
*FIG. 1*



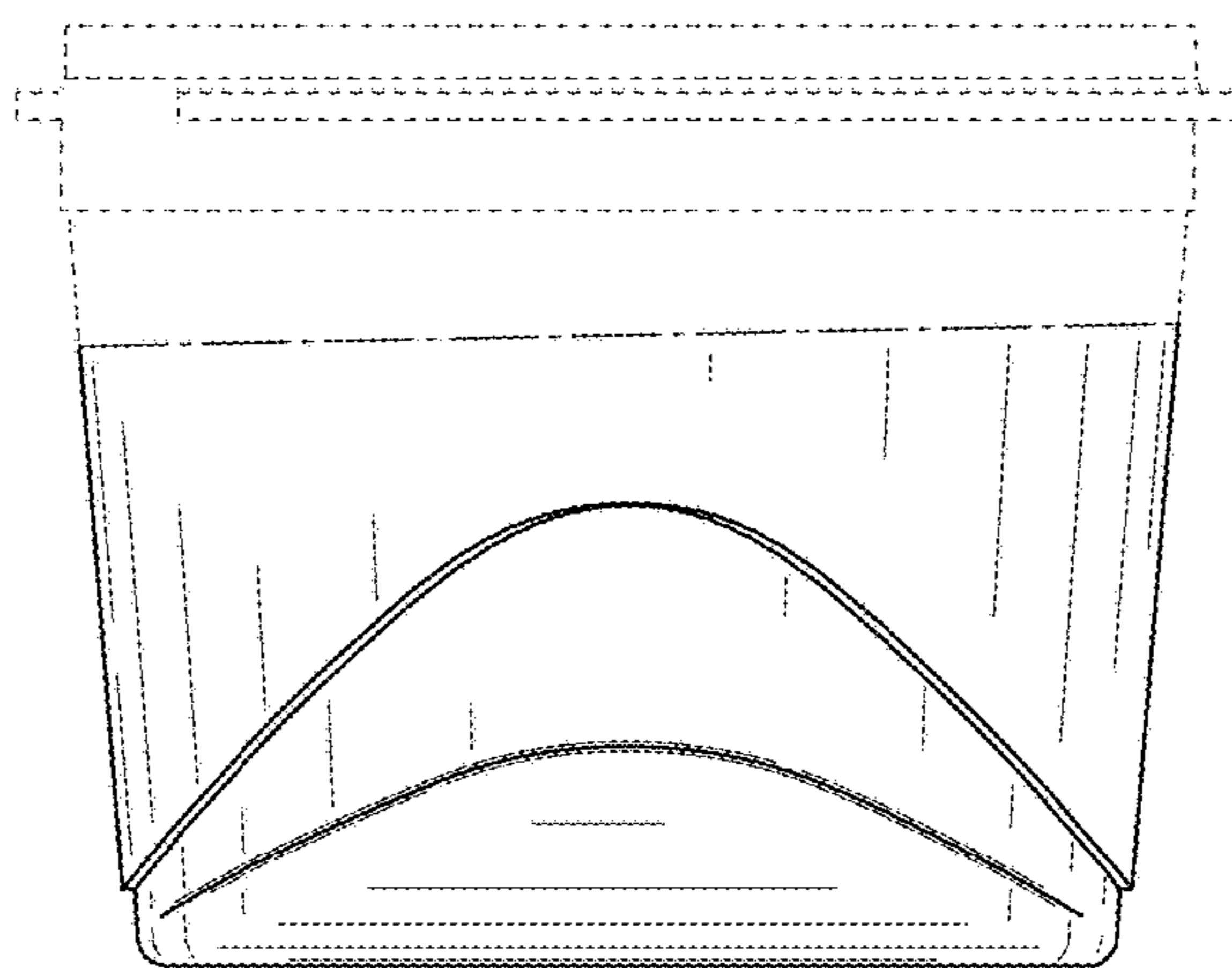
*FIG. 2*



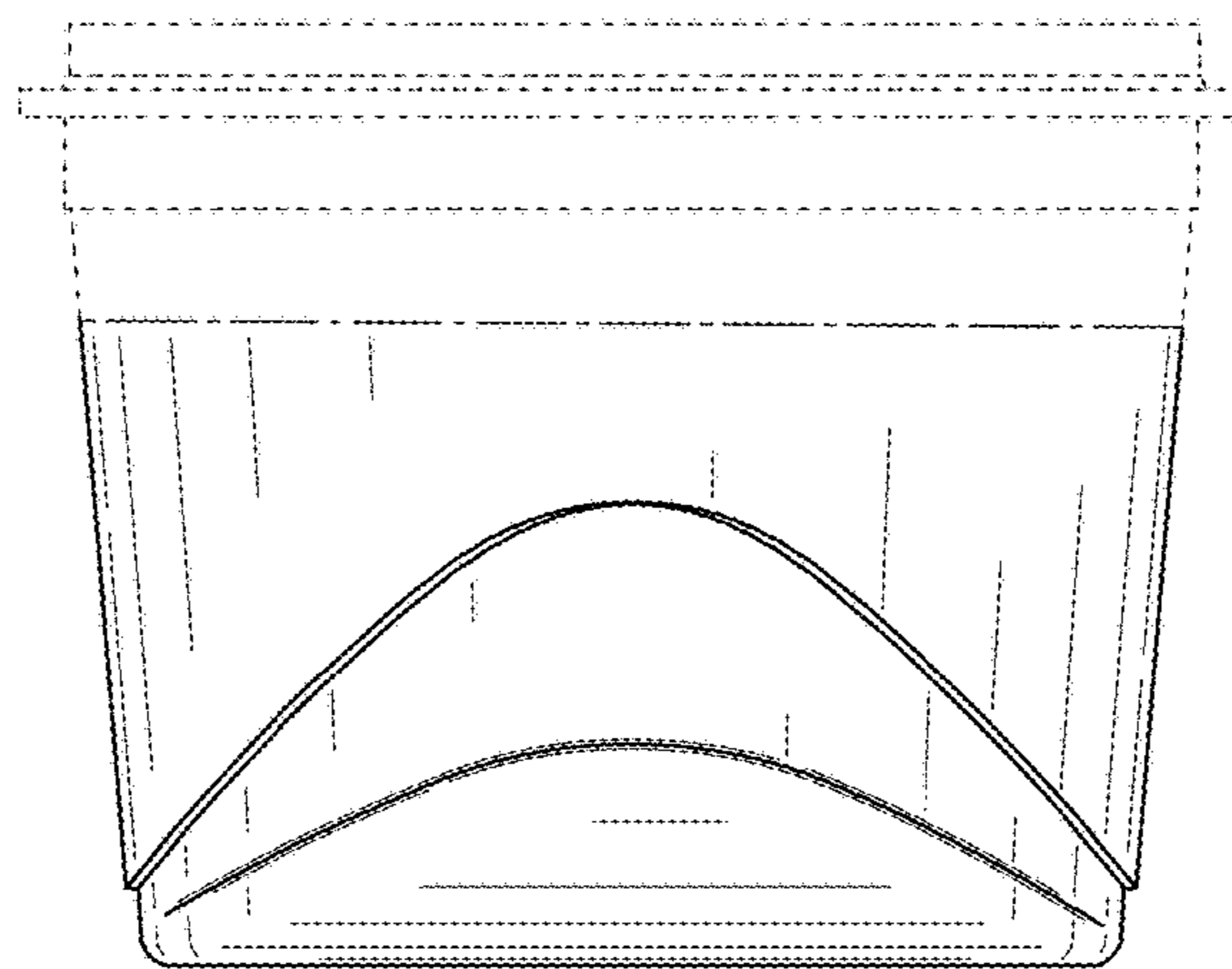
*FIG. 3*



*FIG. 4*

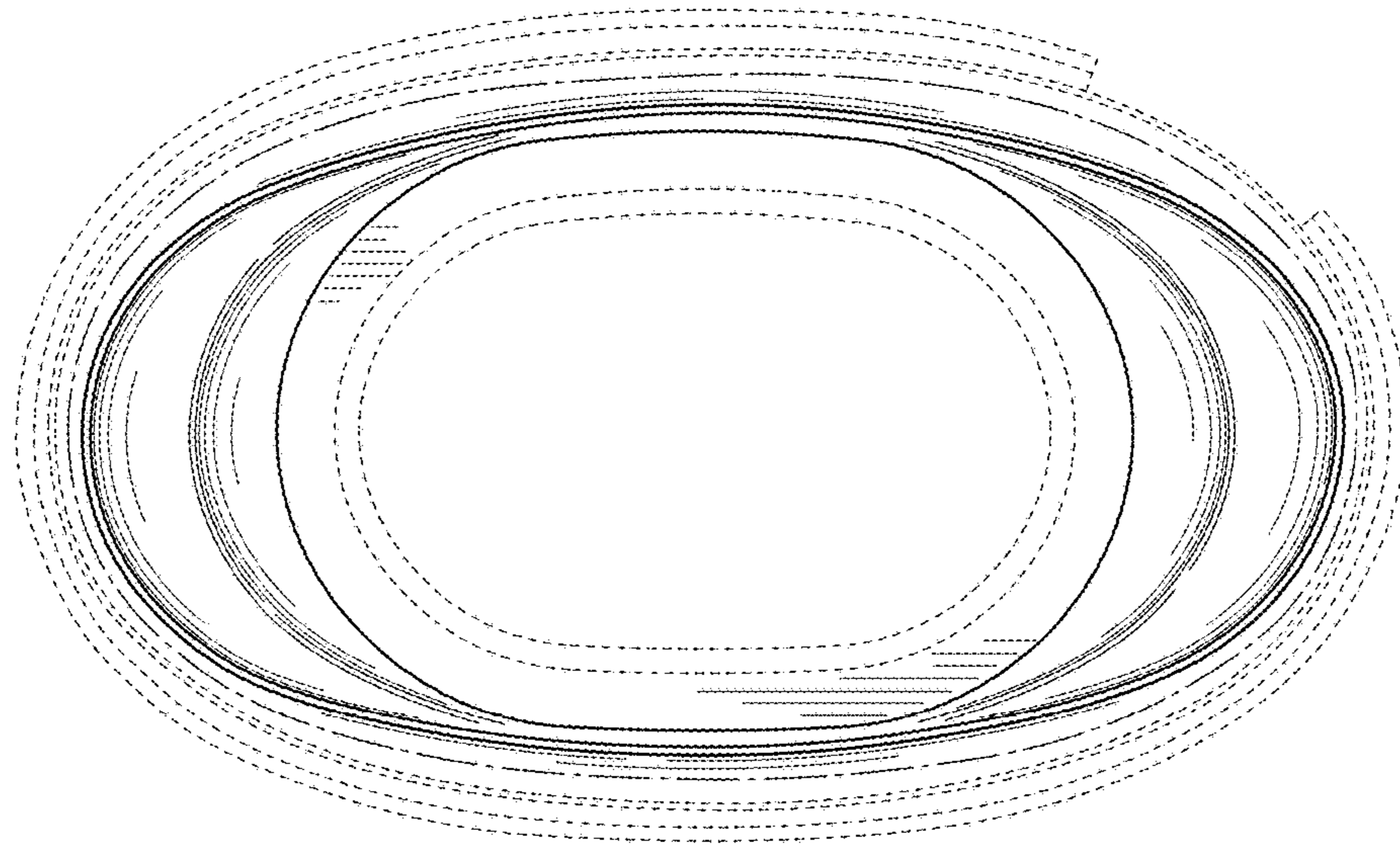


*FIG. 5*



*FIG. 6*





*FIG. 7*