



US00D855436S

(12) **United States Design Patent** (10) **Patent No.:** **US D855,436 S**
Yu (45) **Date of Patent:** **** Aug. 6, 2019**

(54) **LOCK ESCUTCHEON**
(71) Applicant: **TAIWAN FU HSING INDUSTRIAL CO., LTD.**, Kaohsiung (TW)
(72) Inventor: **Sheng-Shun Yu**, Kaohsiung (TW)
(73) Assignee: **TAIWAN FU HSING INDUSTRIAL CO., LTD.**, Kaohsiung (TW)

D804,279 S * 12/2017 Gokcebay D8/331
2014/0047878 A1 * 2/2014 Zheng E05B 47/0012
70/275
2016/0371907 A1 * 12/2016 Ma E05B 81/82
2017/0122006 A1 * 5/2017 Zhang E05B 47/00
2018/0023320 A1 * 1/2018 McKibben E05B 47/0001
700/275
2018/0044944 A1 * 2/2018 McKibben E05B 47/0001

(**) Term: **15 Years**

TW D159262 3/2014
TW D174643 4/2016

(21) Appl. No.: **29/627,229**

OTHER PUBLICATIONS

(22) Filed: **Nov. 24, 2017**

Taiwanese Notice of Allowance dated May 1, 2018 for Taiwanese Design Patent Application No. 106306611, 3 pages.

(30) **Foreign Application Priority Data**

* cited by examiner

Nov. 10, 2017 (TW) 106306611

(51) **LOC (12) Cl.** **08-07**

Primary Examiner — Ian Simmons

(52) **U.S. Cl.**

Assistant Examiner — Yolanda Robinson

USPC **D8/330**

(74) *Attorney, Agent, or Firm* — Jackson IPG PLLC;
Demian K. Jackson

(58) **Field of Classification Search**

USPC D8/300–302, 330, 331, 334, 350;
70/20–22, 57, 57.1, 284–286, 314,
70/DIG. 26, DIG. 27, DIG. 44
CPC E05B 47/00; E05B 47/0692; E05B 63/44;
E05B 15/02; E05B 1/00; E05B 3/00;
E05B 49/00; E05B 9/02

(57) **CLAIM**

The ornamental design for a lock escutcheon, as shown and described.

See application file for complete search history.

DESCRIPTION

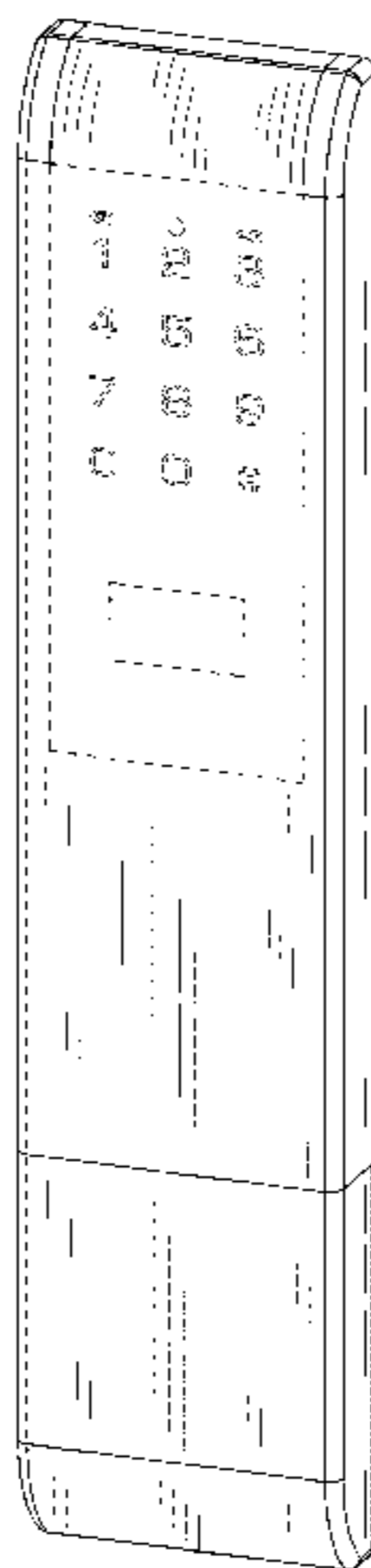
(56) **References Cited**

FIG. 1 is a perspective view of a lock escutcheon showing my new design;
FIG. 2 is a front elevational view thereof;
FIG. 3 is a left side elevational view thereof;
FIG. 4 is a right side elevational view thereof;
FIG. 5 is a top plan view thereof; and,
FIG. 6 is a bottom plan view thereof.
The rear view forms no part of the claimed design and is omitted.
The broken lines shown represent unclaimed subject matter and form no part of the claimed design.

U.S. PATENT DOCUMENTS

D675,083 S * 1/2013 Clark D8/353
D682,658 S * 5/2013 Cramer D8/331
D693,206 S * 11/2013 Mostert D8/330
D693,667 S * 11/2013 Mostert D8/330
D722,260 S * 2/2015 Warmenhoven D8/330
D736,590 S * 8/2015 Roberts, III D8/330
D767,365 S * 9/2016 Yu D8/330
D774,875 S * 12/2016 Yu D8/353
D794,414 S * 8/2017 Chou D8/330
D802,396 S * 11/2017 Hsu D8/330

1 Claim, 5 Drawing Sheets



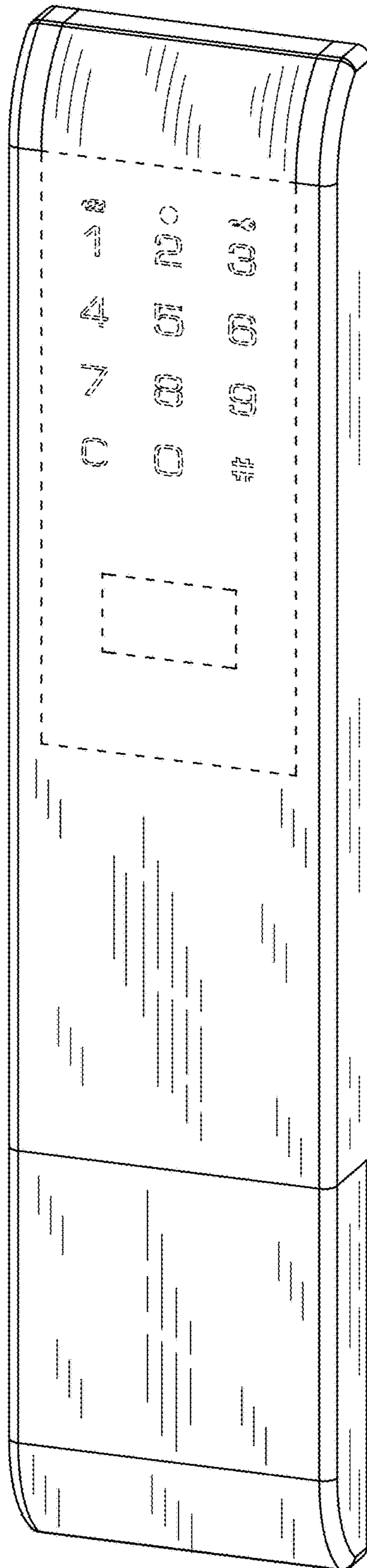


FIG. 1

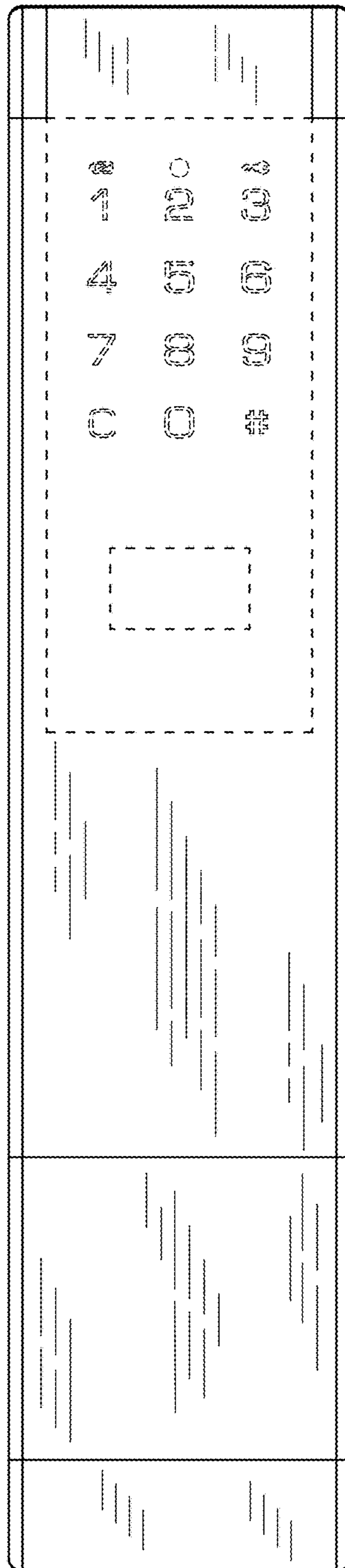


FIG. 2




FIG. 3




FIG. 4

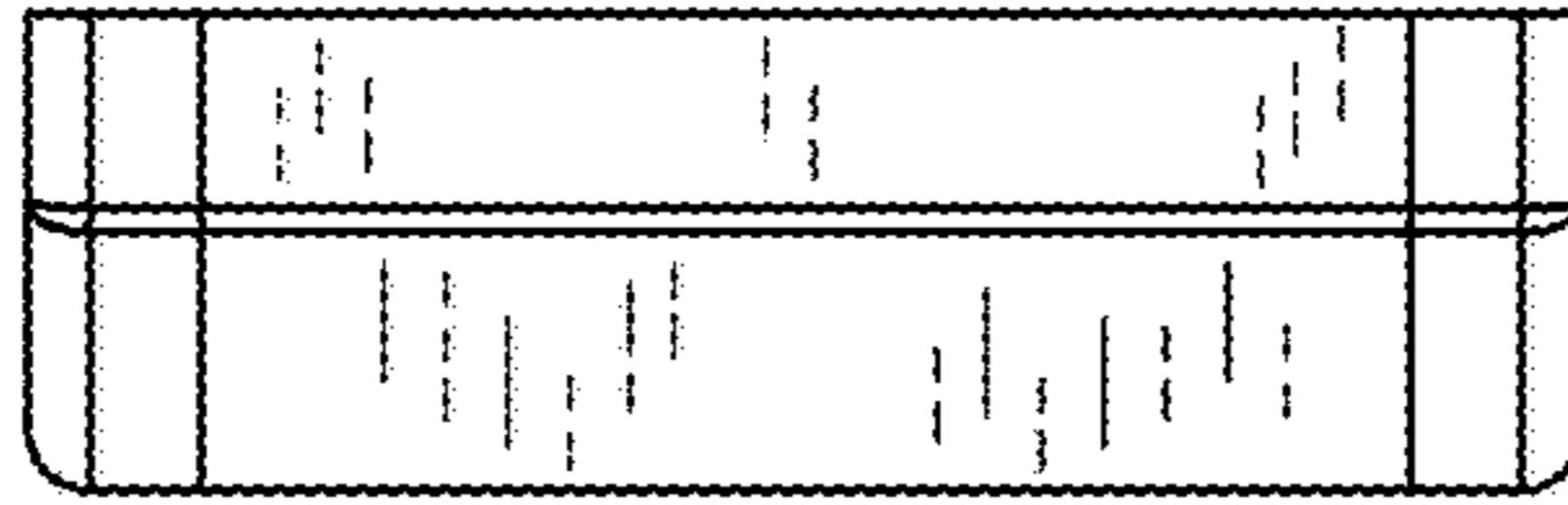


FIG. 5

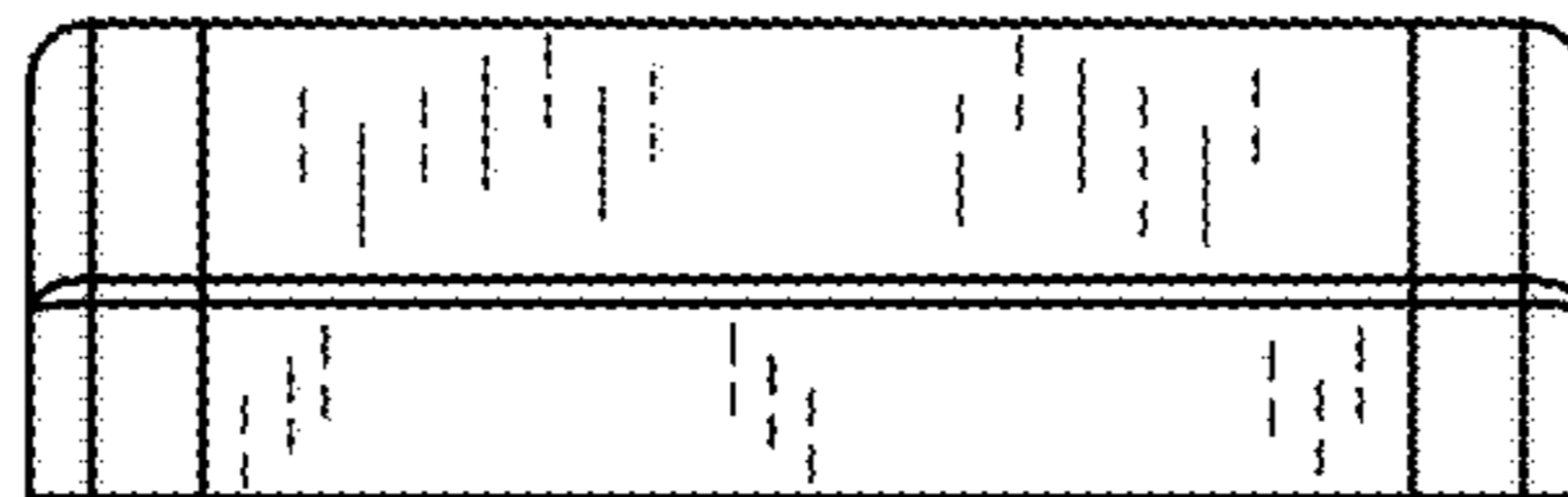


FIG. 6