



US00D855392S

(12) **United States Design Patent** (10) **Patent No.:** **US D855,392 S**  
**Shim et al.** (45) **Date of Patent:** **\*\* Aug. 6, 2019**

- (54) **WINE AERATOR**
- (71) Applicant: **Greenfield World Trade, Inc.**, Fort Lauderdale, FL (US)
- (72) Inventors: **Eunice Shim**, Fort Lauderdale, FL (US); **Rong Liu**, Fort Lauderdale, FL (US)
- (73) Assignee: **GREENFIELD WORLD TRADE, INC.**, Fort Lauderdale, FL (US)
- (\*\*) Term: **15 Years**
- (21) Appl. No.: **29/643,538**
- (22) Filed: **Apr. 10, 2018**
- (51) **LOC (12) Cl.** ..... **07-99**
- (52) **U.S. Cl.**  
USPC ..... **D7/397**
- (58) **Field of Classification Search**  
USPC ..... D7/312, 313, 397, 398, 300, 387, 392, D7/400; D9/440, 439, 544, 434, 435, D9/436, 447  
CPC ..... B67D 1/0872; B67D 1/0892; B67D 3/00; A61F 9/0008; B65D 47/18  
See application file for complete search history.

- D677,524 S 3/2013 Agarwal et al.
- 8,430,023 B2 4/2013 Hynes
- D681,393 S 5/2013 Agarwal et al.
- 8,517,350 B2 8/2013 Tsai et al.
- 8,561,970 B1 10/2013 Mills et al.
- D702,493 S 4/2014 Tang
- D705,004 S \* 5/2014 Mills ..... D7/300.2
- 8,783,665 B2 7/2014 Kuru et al.
- D712,199 S \* 9/2014 Borden ..... B01F 5/0428 D7/397
- 8,894,042 B2 11/2014 Kilduff et al.
- D720,959 S 1/2015 Mok
- 8,925,443 B2 1/2015 Agarwal et al.
- 9,033,187 B2 5/2015 Luebke
- D734,639 S 7/2015 Lei
- D825,987 S \* 8/2018 Min ..... D7/398
- D838,542 S \* 1/2019 Casper ..... D7/400
- D838,543 S \* 1/2019 Casper ..... D7/400

(Continued)

*Primary Examiner* — Derrick E Holland  
*Assistant Examiner* — Andrew Kerr  
(74) *Attorney, Agent, or Firm* — Michael E. Dockins; Shumaker, Loop & Kendrick, LLP

(57) **CLAIM**

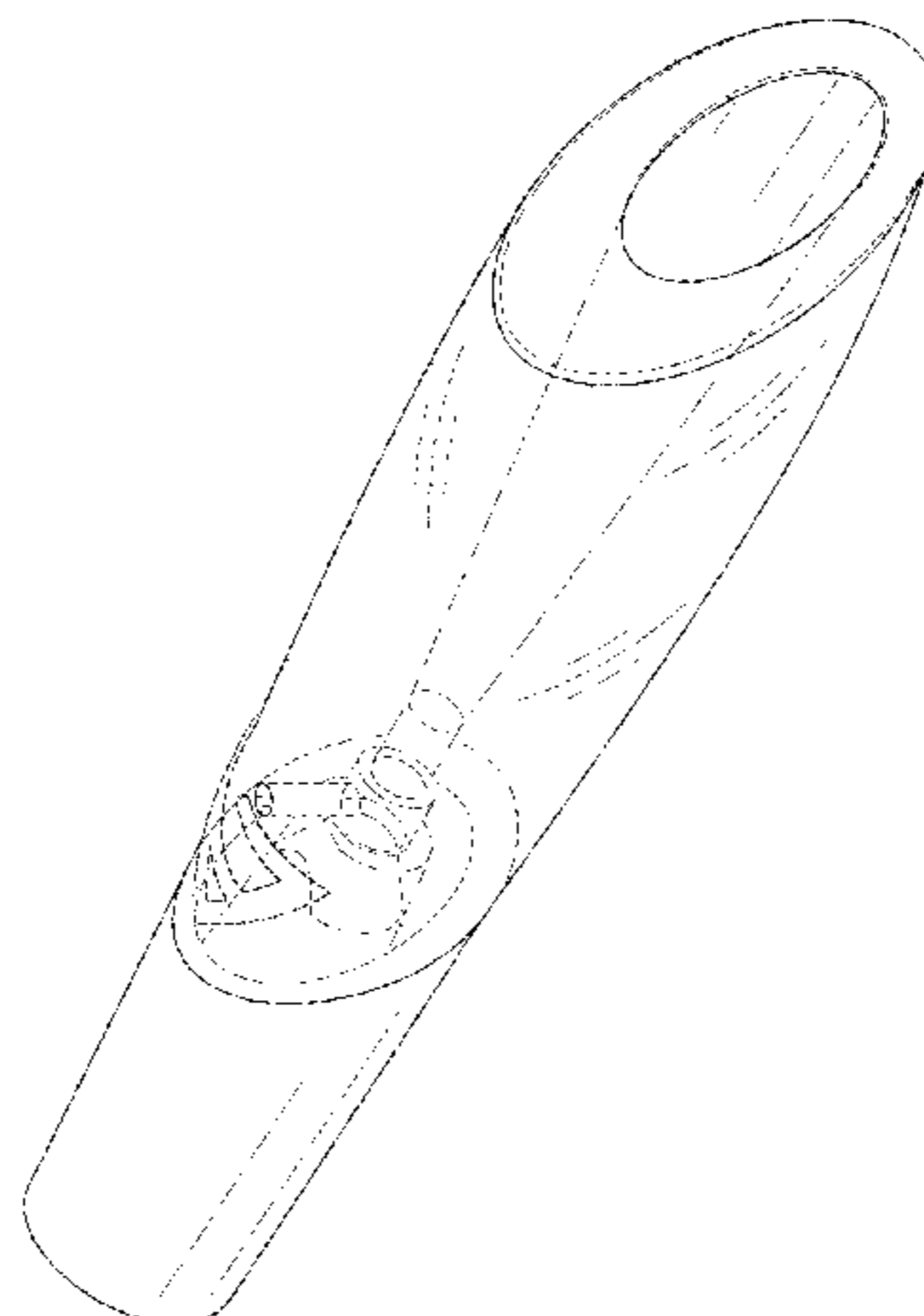
The ornamental design for a wine aerator, as shown and described.

**DESCRIPTION**

FIG. 1 is a perspective view of a wine aerator showing our new design;  
FIG. 2 is a front elevational view thereof;  
FIG. 3 is a rear elevational view thereof;  
FIG. 4 is a top plan view thereof;  
FIG. 5 is a bottom plan view thereof;  
FIG. 6 is a right-side elevational view thereof; and,  
FIG. 7 is a left-side elevational view thereof.  
The broken lines shown in the figure drawings are for the purpose of illustrating portions of the wine aerator that form no part of the claimed design.

**1 Claim, 4 Drawing Sheets**

- (56) **References Cited**  
U.S. PATENT DOCUMENTS  
D432,721 S \* 10/2000 Lerolle ..... D28/76  
D440,015 S \* 4/2001 Lerolle ..... D28/76  
7,614,614 B2 \* 11/2009 Sabadicci ..... B01F 5/0413 261/76  
D645,102 S \* 9/2011 English ..... D21/726  
8,011,540 B1 9/2011 Peckels  
D652,251 S 1/2012 Goralski et al.  
D655,620 S \* 3/2012 van Dulleman ..... D9/723  
8,196,906 B2 6/2012 Benton et al.  
8,245,882 B1 8/2012 Federighi  
8,251,352 B2 8/2012 Chiorazzi et al.



(56)

**References Cited**

U.S. PATENT DOCUMENTS

D838,544 S \* 1/2019 Casper ..... D7/400  
2007/0256568 A1 11/2007 Nudi et al.  
2013/0255505 A1 10/2013 Verbicky  
2014/0284823 A1 9/2014 Fraser

\* cited by examiner

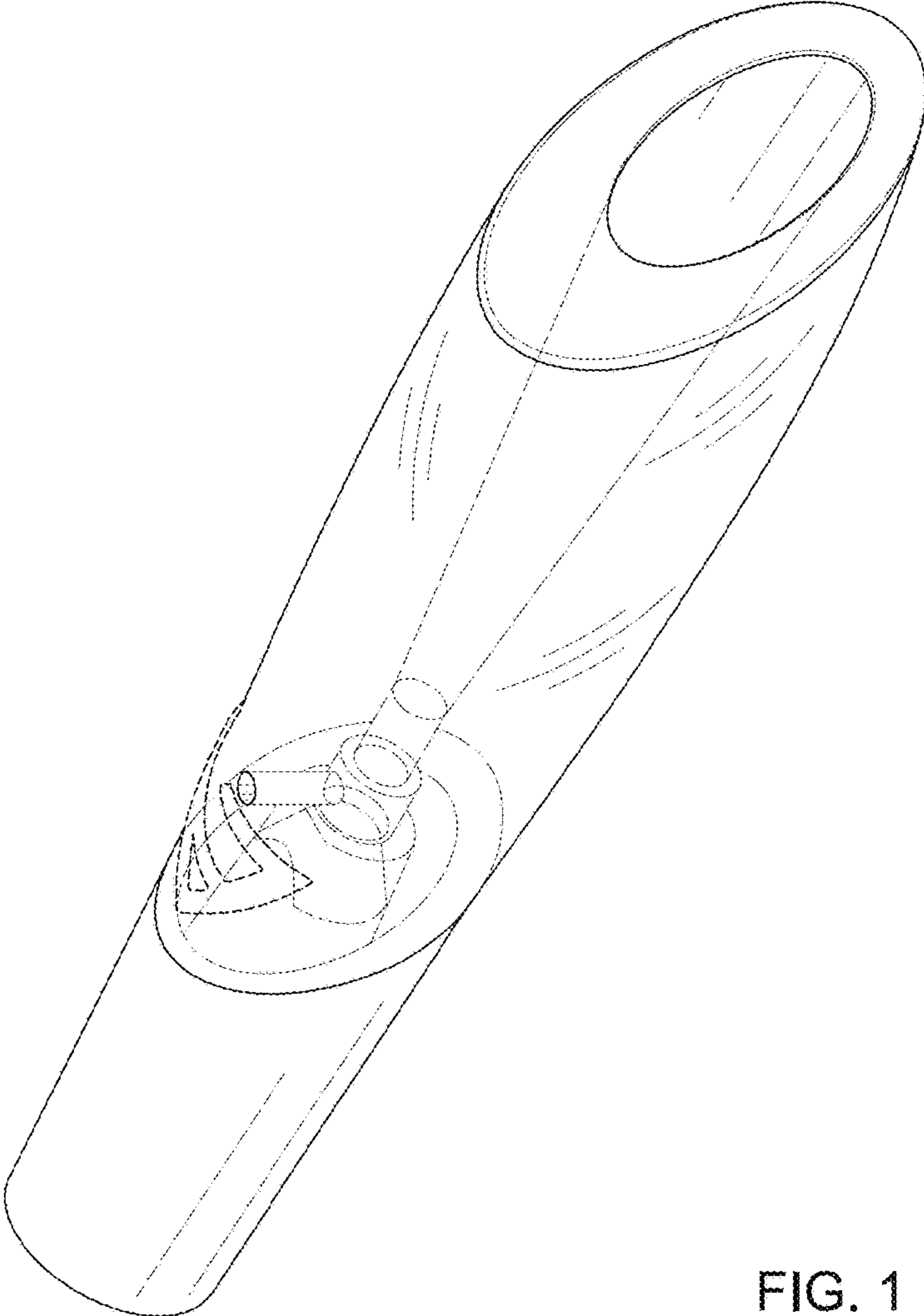


FIG. 1

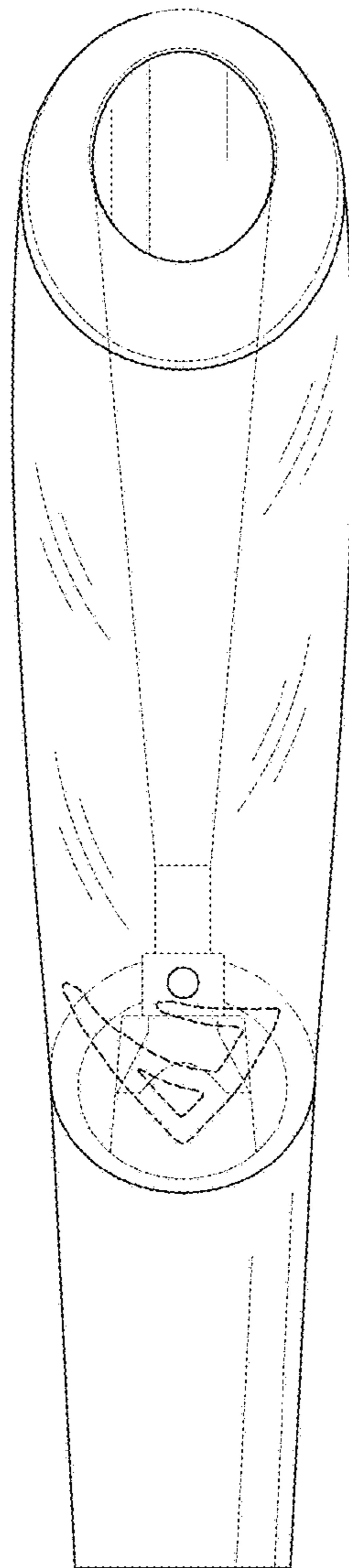


FIG. 2

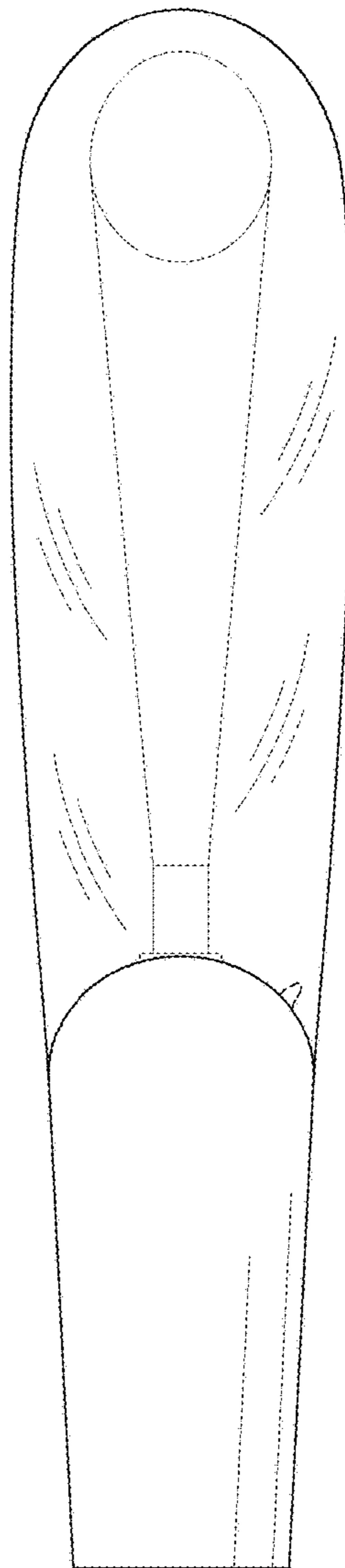


FIG. 3

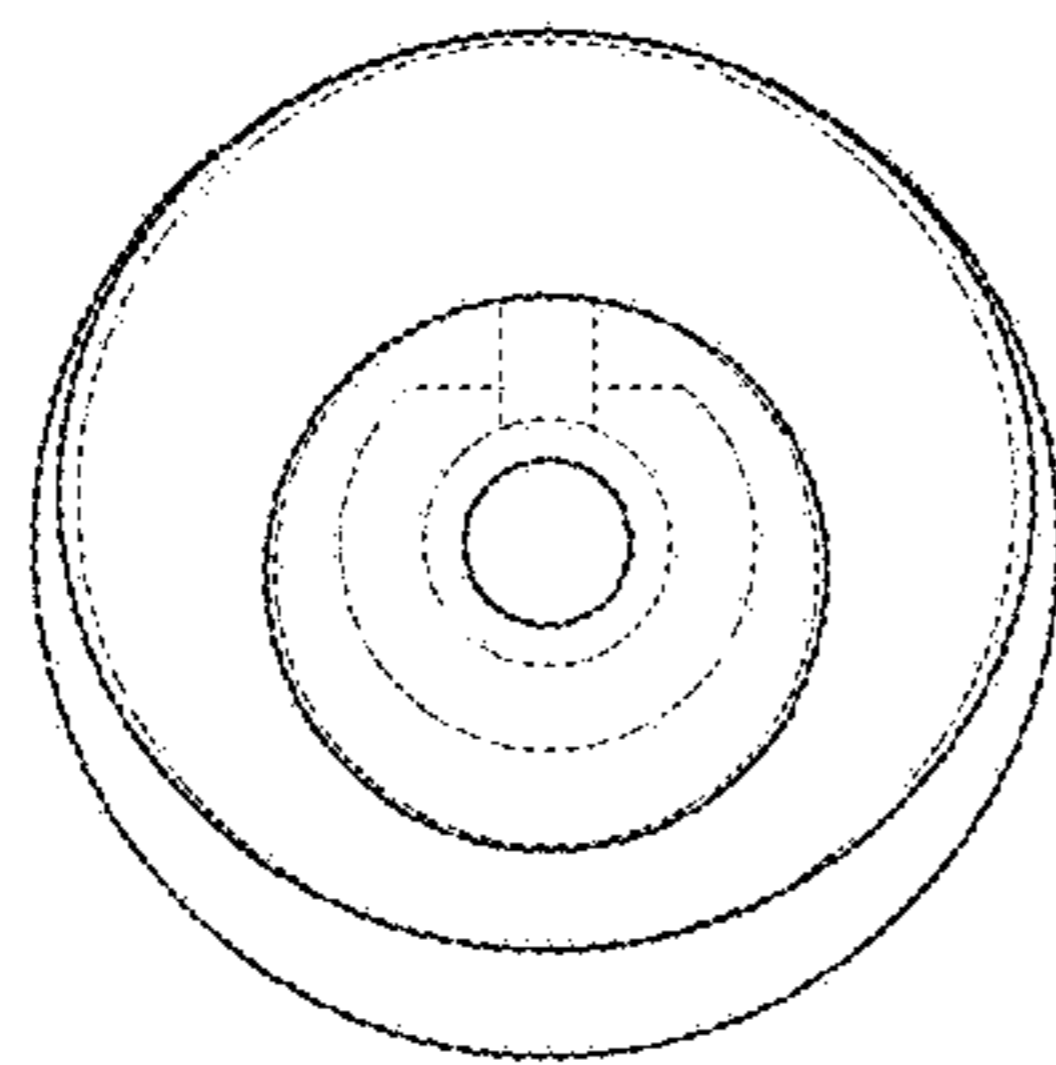


FIG. 4

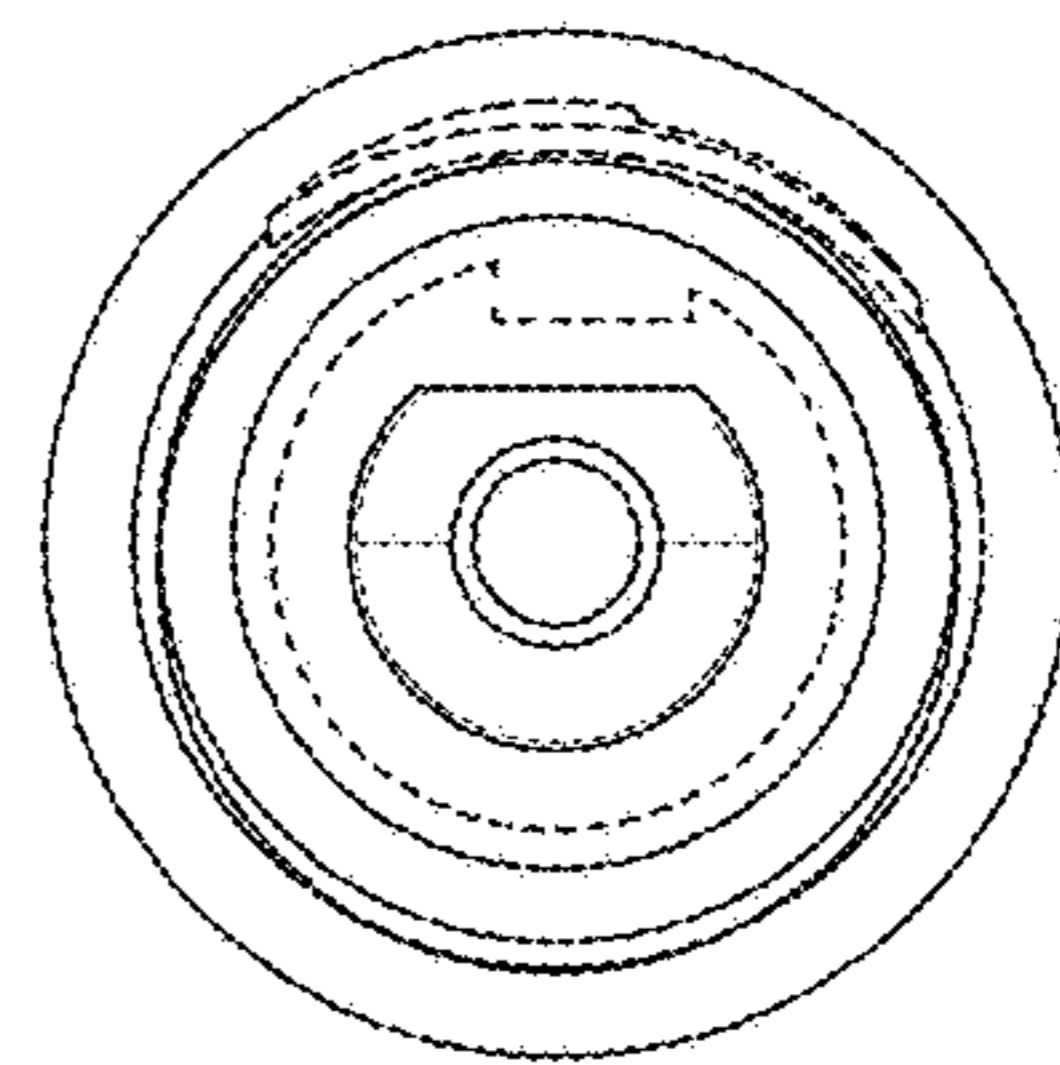


FIG. 5

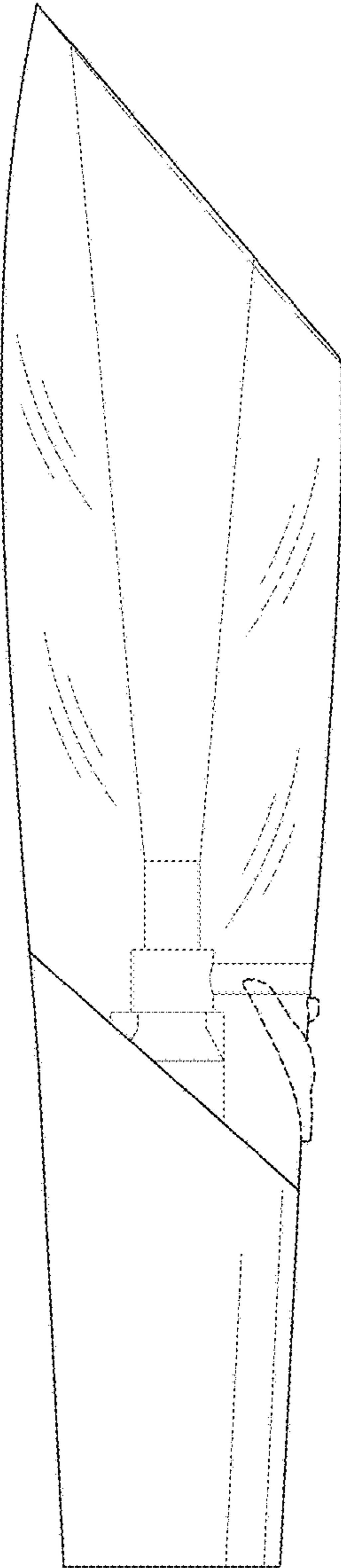


FIG. 6

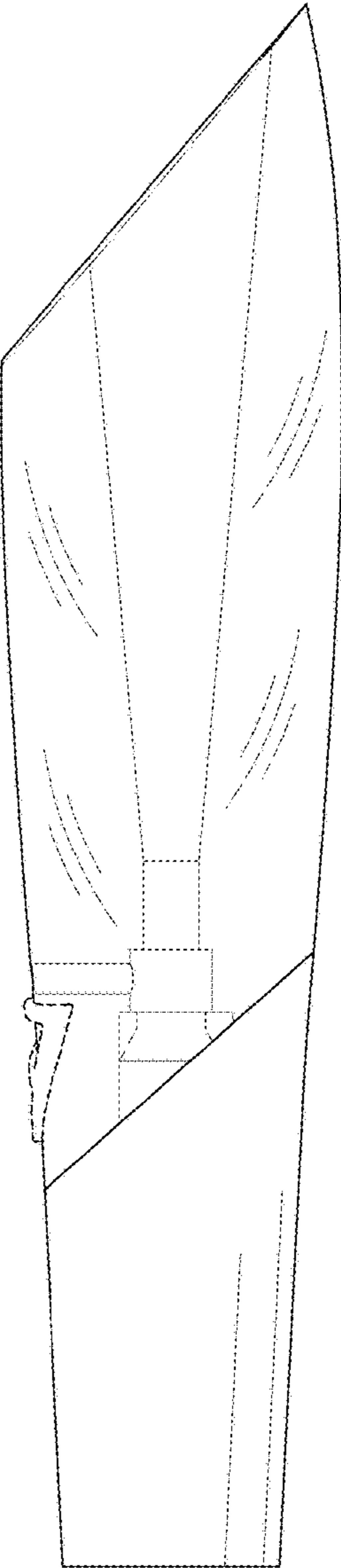


FIG. 7