

US00D855385S

(12) **United States Design Patent** (10) **Patent No.:** **US D855,385 S**
Lee (45) **Date of Patent:** **** Aug. 6, 2019**

(54) **COOKING PAN**

(56) **References Cited**

(71) Applicant: **ZAIGLE CO., LTD.**, Seoul (KR)

U.S. PATENT DOCUMENTS

(72) Inventor: **Jin Hee Lee**, Seoul (KR)

D339,264 S *	9/1993	Lee	D7/354
D378,561 S *	3/1997	Ferris	D7/359
D444,950 S *	7/2001	Hwang	D3/323
D458,078 S *	6/2002	Lin	D7/362
D653,904 S *	2/2012	Lee	D7/362
D710,144 S *	8/2014	Lee	D7/362
D760,018 S *	6/2016	Koszylko	D7/352
D774,367 S *	12/2016	Neal	D7/698
D793,161 S *	8/2017	Fullmer	D7/354
D806,464 S *	1/2018	Sarnoff	D7/359
D826,626 S *	8/2018	Lee	D7/362
D833,803 S *	11/2018	Lee	D7/362
D836,379 S *	12/2018	Lee	D7/352

(73) Assignee: **ZAIGLE CO., LTD.**, Seoul (KR)

(**) Term: **15 Years**

(21) Appl. No.: **29/647,491**

(22) Filed: **May 14, 2018**

(30) **Foreign Application Priority Data**

Nov. 29, 2017 (KR) 30-2017-0056268

(51) **LOC (12) Cl.** **07-02**

(52) **U.S. Cl.**
USPC **D7/362**; D7/352; D7/409

(58) **Field of Classification Search**
USPC D3/323; D7/323, 332, 335-337, 352,
D7/354-355, 359-364, 387-388, 402,
D7/407-409, 554.3, 698
CPC A21B 2/00; A21B 3/00; A21B 3/13; A21B
3/15; A21B 5/00; A21B 5/02; A23N
12/06; A23N 12/08; A23N 12/10; A47J
37/00; A47J 37/04; A47J 37/041; A47J
37/042; A47J 37/06; A47J 37/0688; A47J
37/0694; A47J 37/07; A47J 37/0704;
A47J 37/10; A47J 47/20; A47J 2037/00;
A47J 2037/06; A47J 2037/0611; A47J
2037/07; A47J 2037/0786; A47J
2037/0795; B05C 17/02; B65D 1/34;
F24C 15/10; F24C 15/12; F24C 15/14;
F24C 15/16; F24C 15/164; F24C 15/18

See application file for complete search history.

* cited by examiner

Primary Examiner — Ricky Pham

(74) *Attorney, Agent, or Firm* — Kile Park Reed & Houtteman PLLC

(57) **CLAIM**

I claim, the ornamental design for a cooking pan, as shown and described.

DESCRIPTION

FIG. 1 is a top and front perspective view of a cooking pan, showing my new design;
FIG. 2 is a front view thereof;
FIG. 3 is a rear view thereof;
FIG. 4 is a left side view thereof;
FIG. 5 is a right side view thereof;
FIG. 6 is a top view thereof; and,
FIG. 7 is a bottom view thereof.

1 Claim, 5 Drawing Sheets

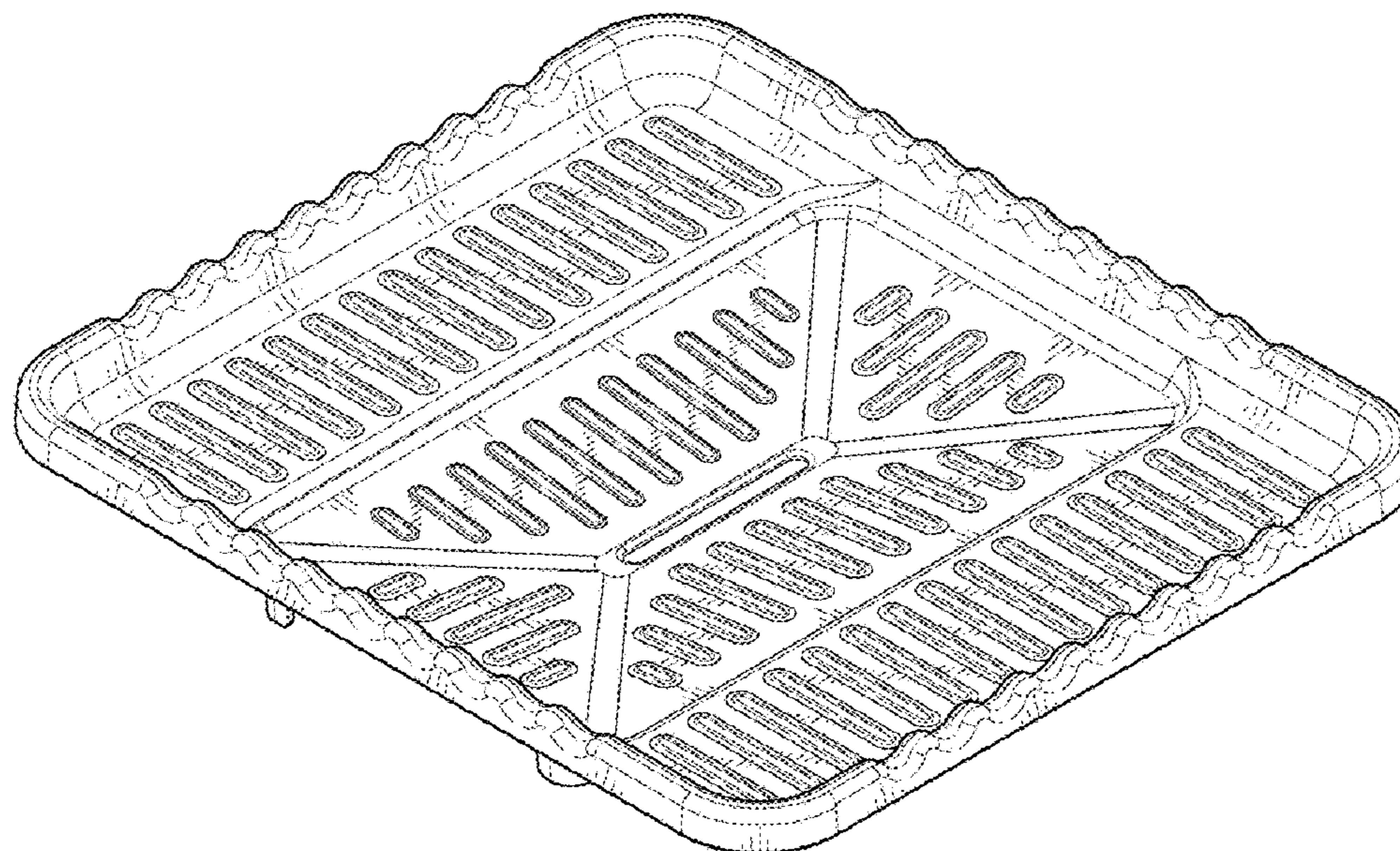


FIG. 1

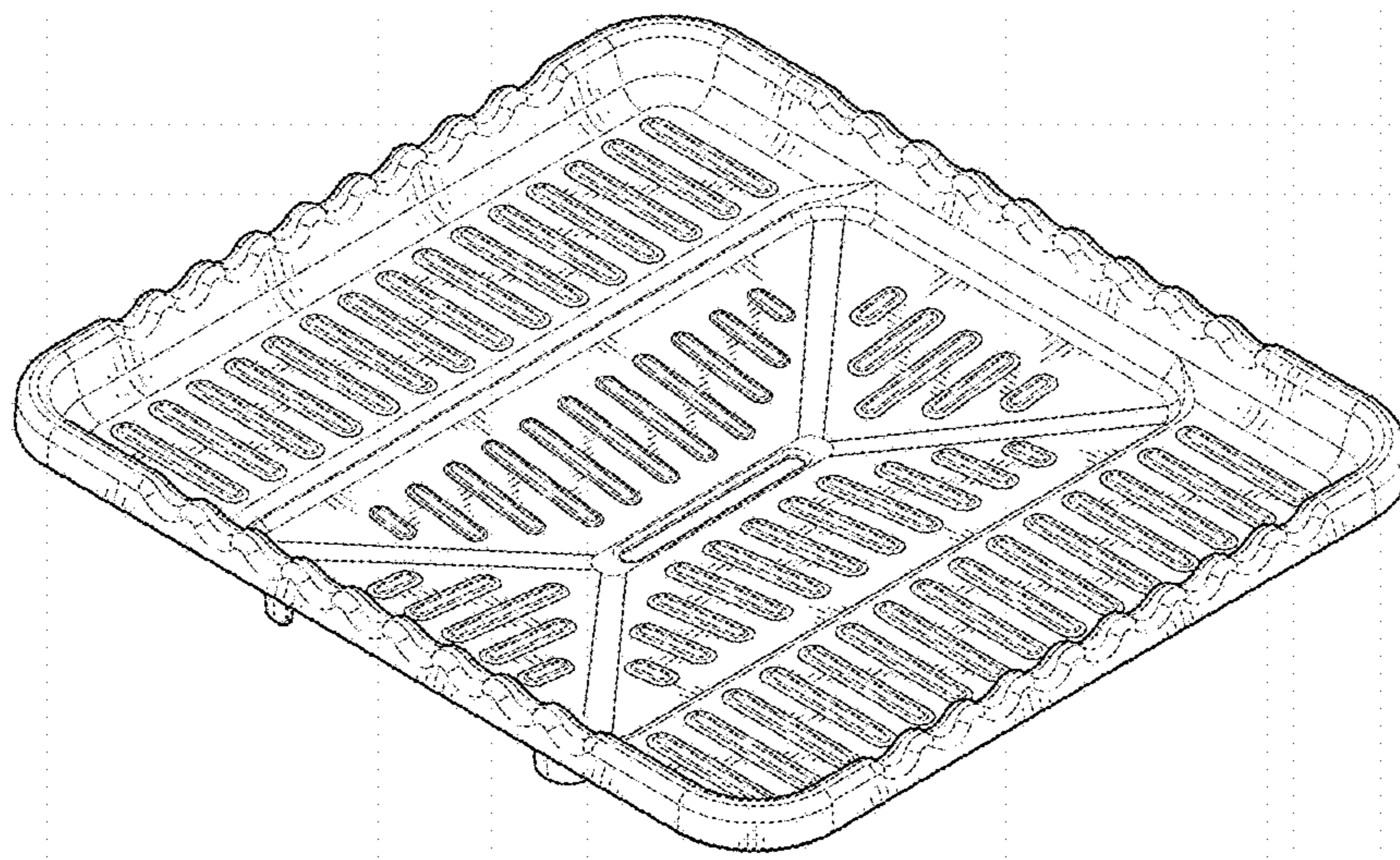


FIG 2

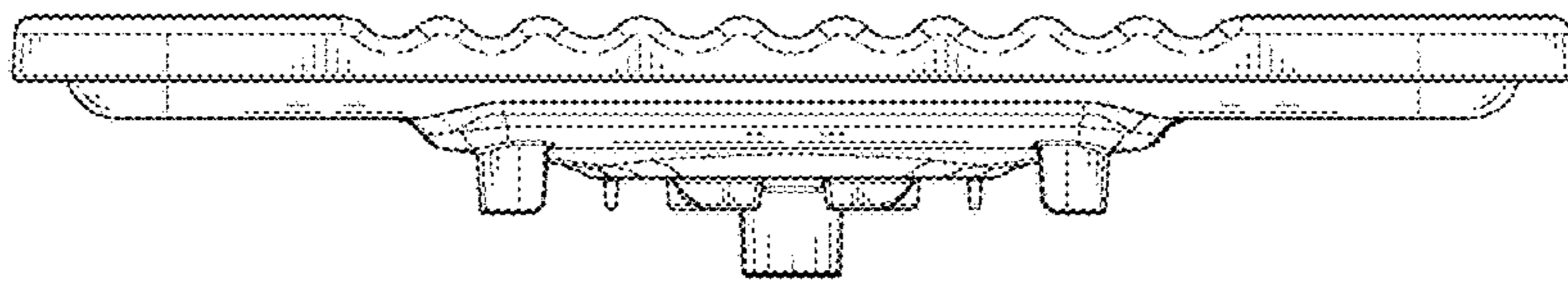


FIG 3

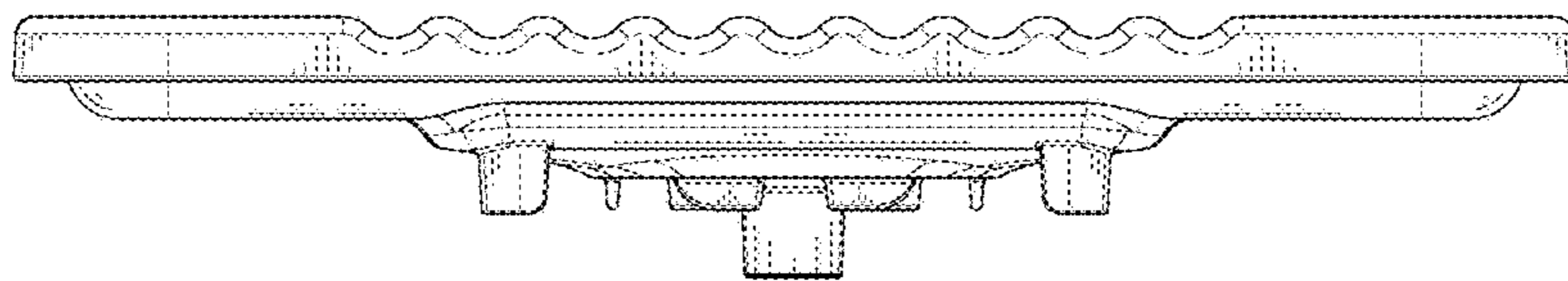


FIG. 4




FIG. 5

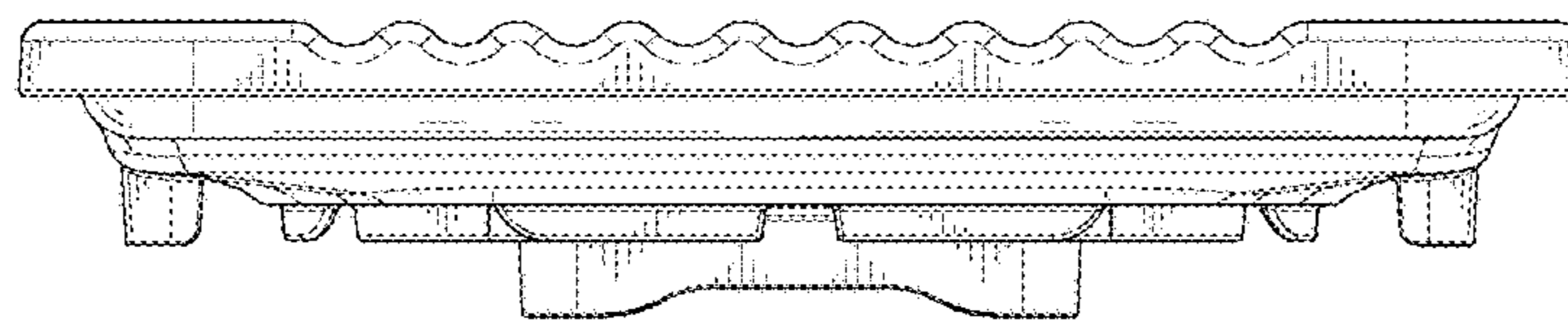


FIG. 6

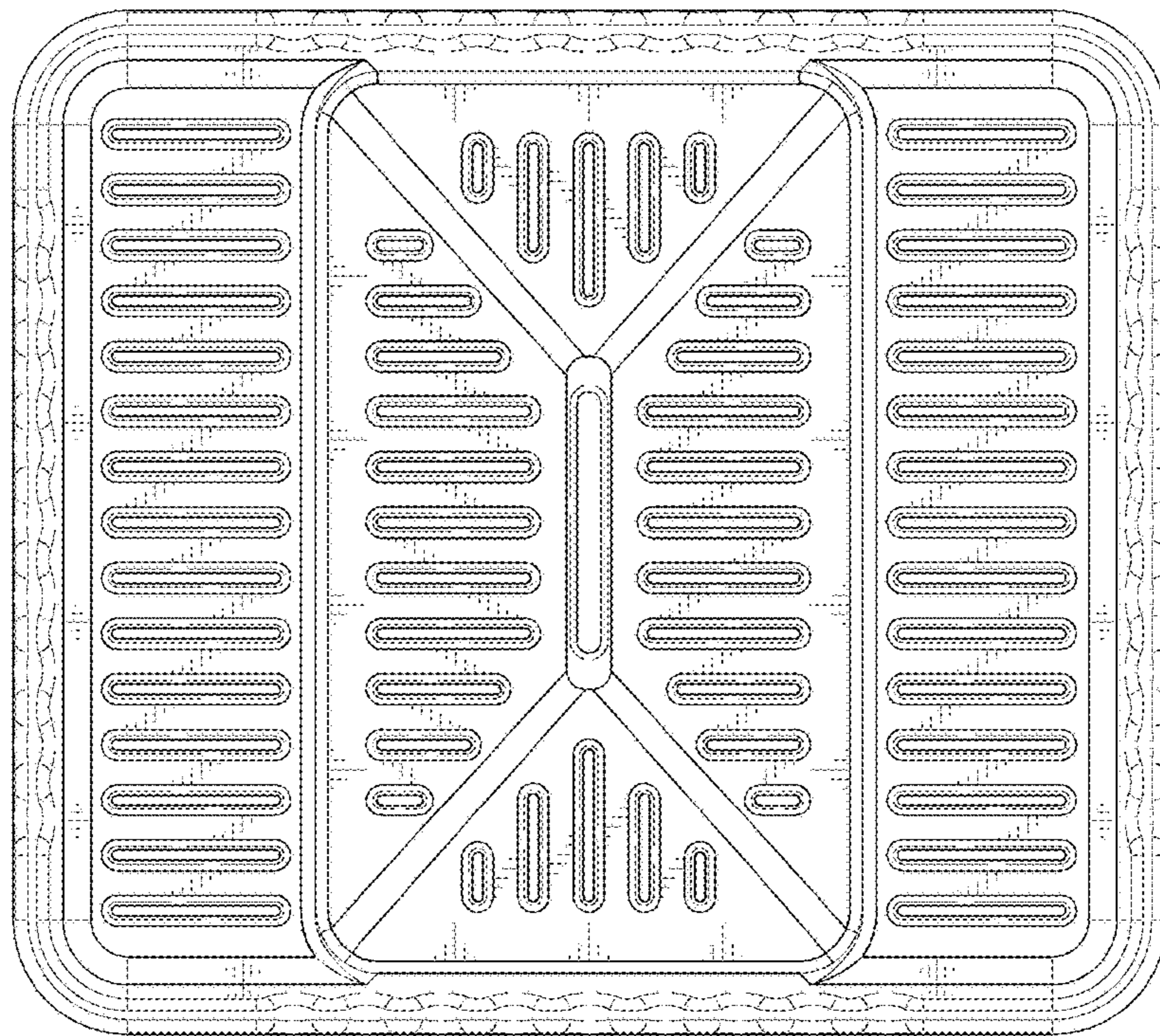


FIG. 7

