



US00D855380S

(12) **United States Design Patent**  
**Kim et al.**

(10) **Patent No.:** **US D855,380 S**

(45) **Date of Patent:** **\*\* Aug. 6, 2019**

(54) **GAS RANGE WITH SOUS VIDE COOKER**

(71) Applicant: **LG ELECTRONICS INC.**, Seoul (KR)

(72) Inventors: **Sooyeon Kim**, Seoul (KR); **Hanjin Jung**, Seoul (KR); **Songyi Han**, Seoul (KR); **Inhwan Ryu**, Seoul (KR); **Jinwon Kang**, Seoul (KR)

(73) Assignee: **LG ELECTRONICS INC.**, Seoul (KR)

(\*\*) Term: **15 Years**

(21) Appl. No.: **35/504,253**

(22) Filed: **Jun. 23, 2017**

(80) **Hague Agreement Data**

Int. Filing Date: **Jun. 23, 2017**

Int. Reg. No.: **DM/096746**

Int. Reg. Date: **Jun. 23, 2017**

Int. Reg. Pub. Date: **Dec. 29, 2017**

(30) **Foreign Application Priority Data**

Dec. 23, 2016 (KR) ..... 30-2016-0063051

(51) **LOC (12) Cl.** ..... **07-02**

(52) **U.S. Cl.**  
USPC ..... **D7/346**

(58) **Field of Classification Search**  
USPC ..... D7/323, 339-341, 346-349, 402-409  
CPC ..... F24B 1/00; F24B 1/20; F24C 3/00; F24C 3/002; F24C 3/008; F24C 5/00; F24C 7/00; F24C 7/002; F24C 1/00; H05B 1/0261; H05B 1/0263; H05B 1/0266  
See application file for complete search history.

(56) **References Cited**

**U.S. PATENT DOCUMENTS**

D615,802 S \* 5/2010 Grey ..... D7/346

D617,133 S \* 6/2010 Grey ..... D7/340

D682,602 S \* 5/2013 Funnell, II ..... D7/340  
D682,603 S \* 5/2013 Funnell, II ..... D7/340  
D808,705 S \* 1/2018 Kim ..... D7/340  
D808,706 S \* 1/2018 Kim ..... D7/340  
D808,707 S \* 1/2018 Kim ..... D7/340  
D817,687 S \* 5/2018 Kim ..... D7/340  
D817,688 S \* 5/2018 Kim ..... D7/340  
D817,689 S \* 5/2018 Kim ..... D7/346  
D817,690 S \* 5/2018 Kim ..... D7/346  
D817,692 S \* 5/2018 Kim ..... D7/346  
D817,693 S \* 5/2018 Kim ..... D7/346  
D818,303 S \* 5/2018 Kim ..... D7/340

(Continued)

*Primary Examiner* — Sheryl Lane

*Assistant Examiner* — Nicole C Shiflet

(74) *Attorney, Agent, or Firm* — Birch, Stewart, Kolasch & Birch, LLP

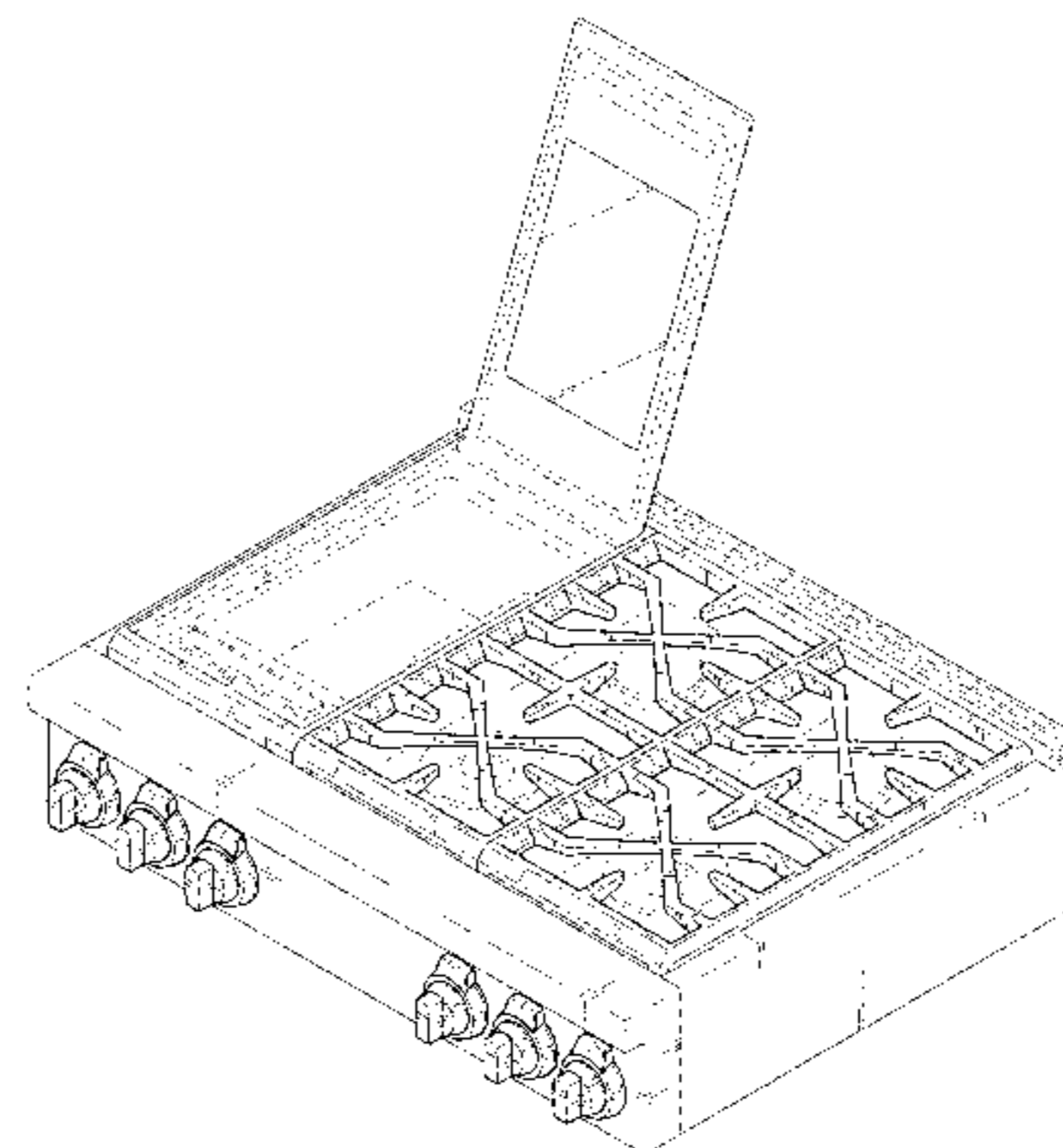
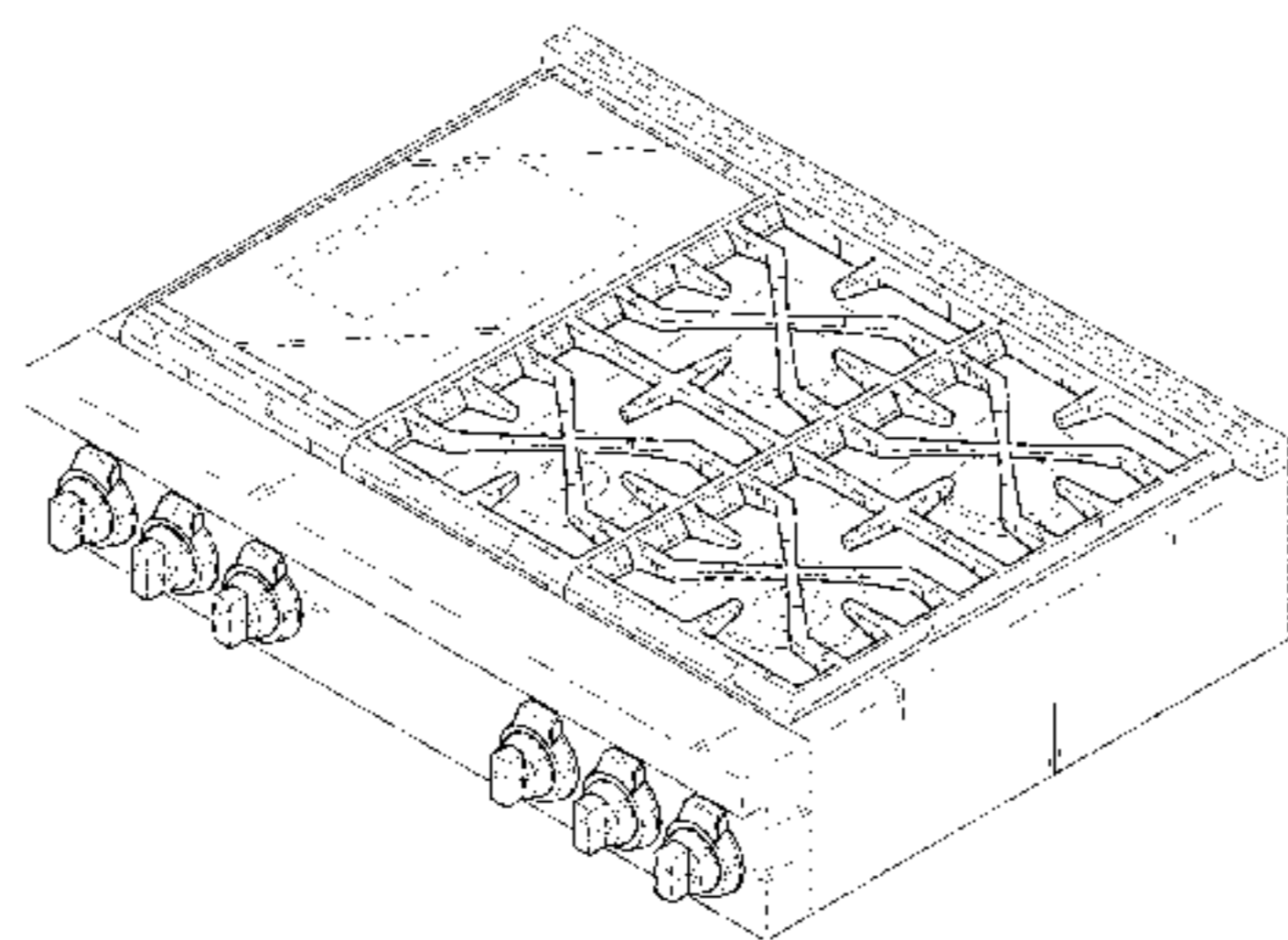
(57) **CLAIM**

The ornamental design for a gas range with sous vide cooker, as shown and described.

**DESCRIPTION**

1. Gas range with sous vide cooker  
1.1 is a front perspective view of a gas range with sous vide cooker;  
1.2 is a front view thereof;  
1.3 is a back view thereof;  
1.4 is a left view thereof;  
1.5 is a right view thereof;  
1.6 is a top view thereof;  
1.7 is a bottom view thereof; and  
1.8 is a front perspective view of the gas range with sous vide cooker in an open position.  
The broken lines depict portions of the gas range with sous vide cooker that form no part of the claimed design.  
This is a design for a gas range with sous vide cooker. The modular sous vide cooker at the top part of the range can be changed in position.

**1 Claim, 8 Drawing Sheets**



(56)

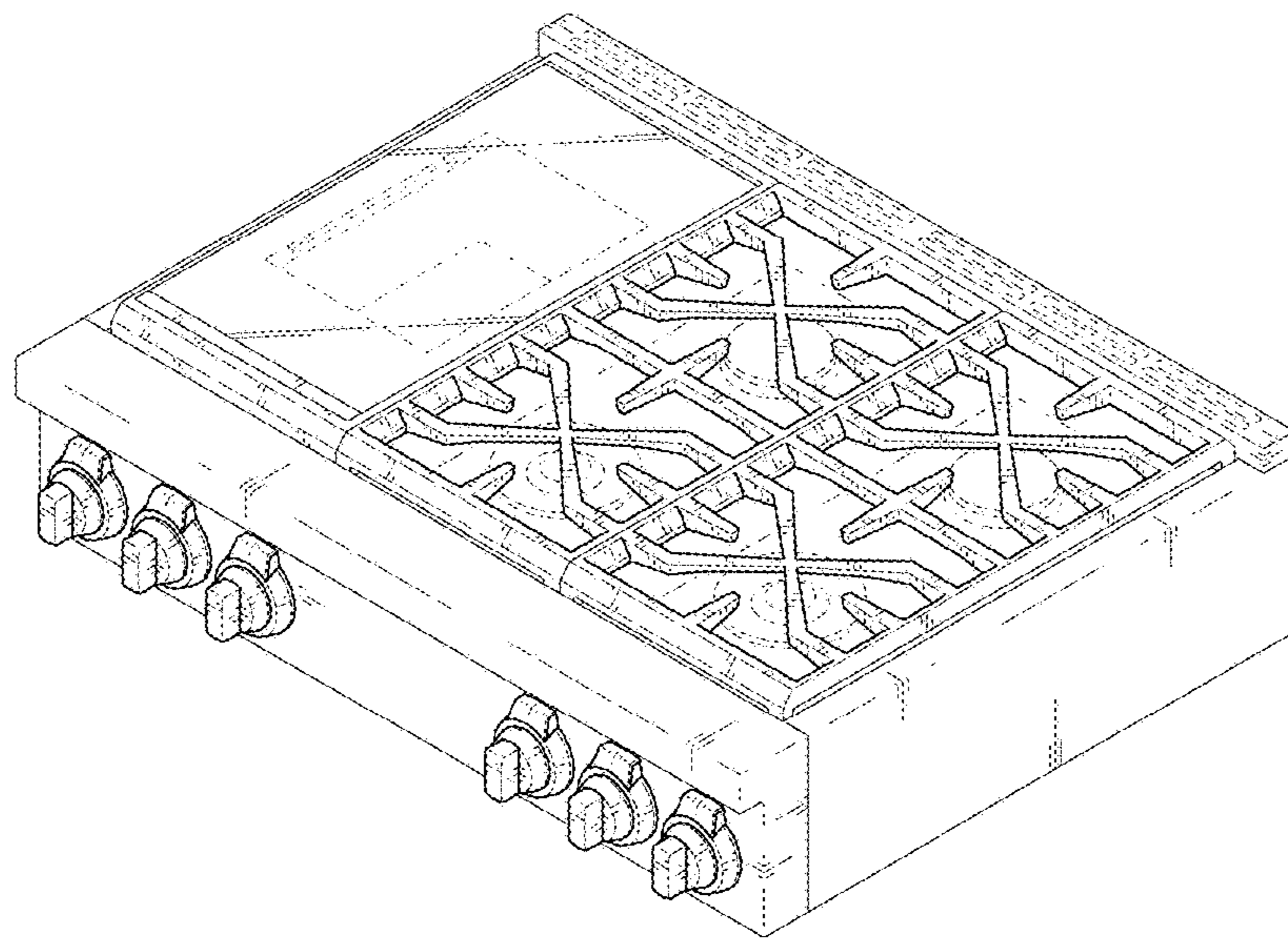
**References Cited**

U.S. PATENT DOCUMENTS


D829,482 S \* 10/2018 Incukur ..... D7/340  
D829,503 S \* 10/2018 Kim ..... D7/408

\* cited by examiner


1.1



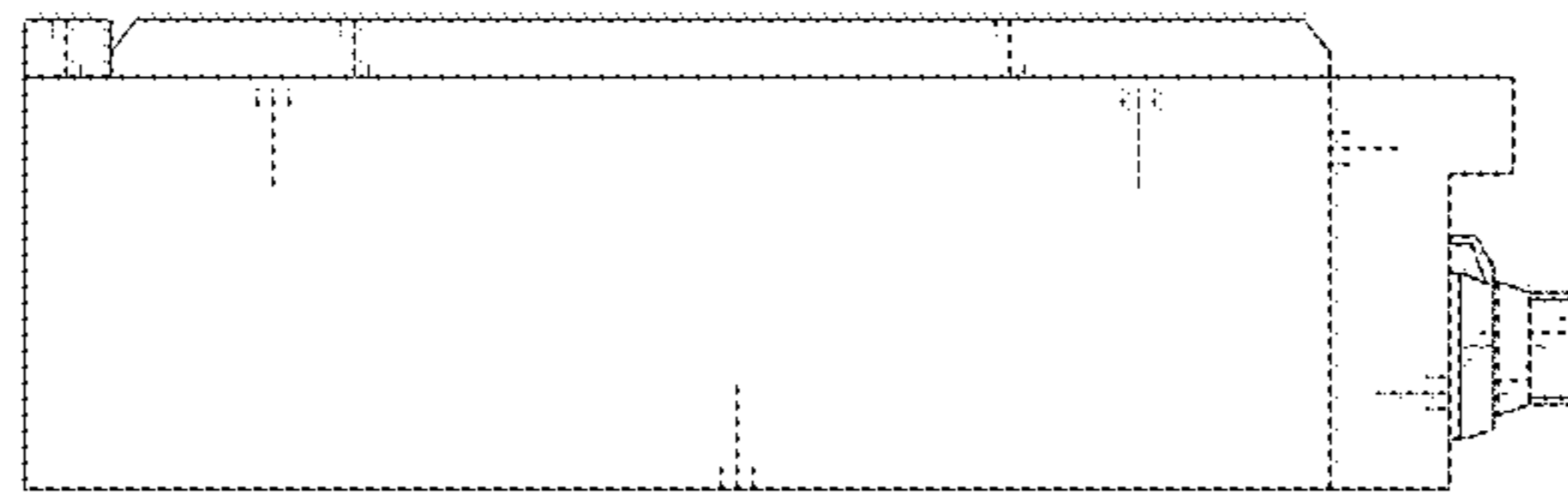
1.2



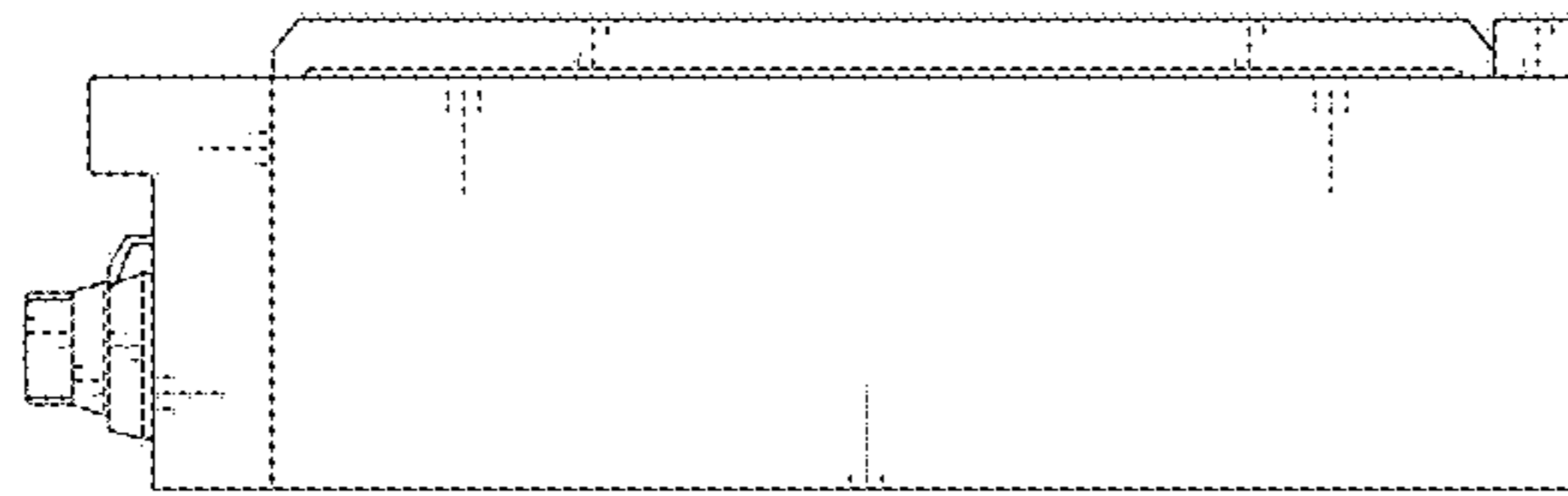
1.3



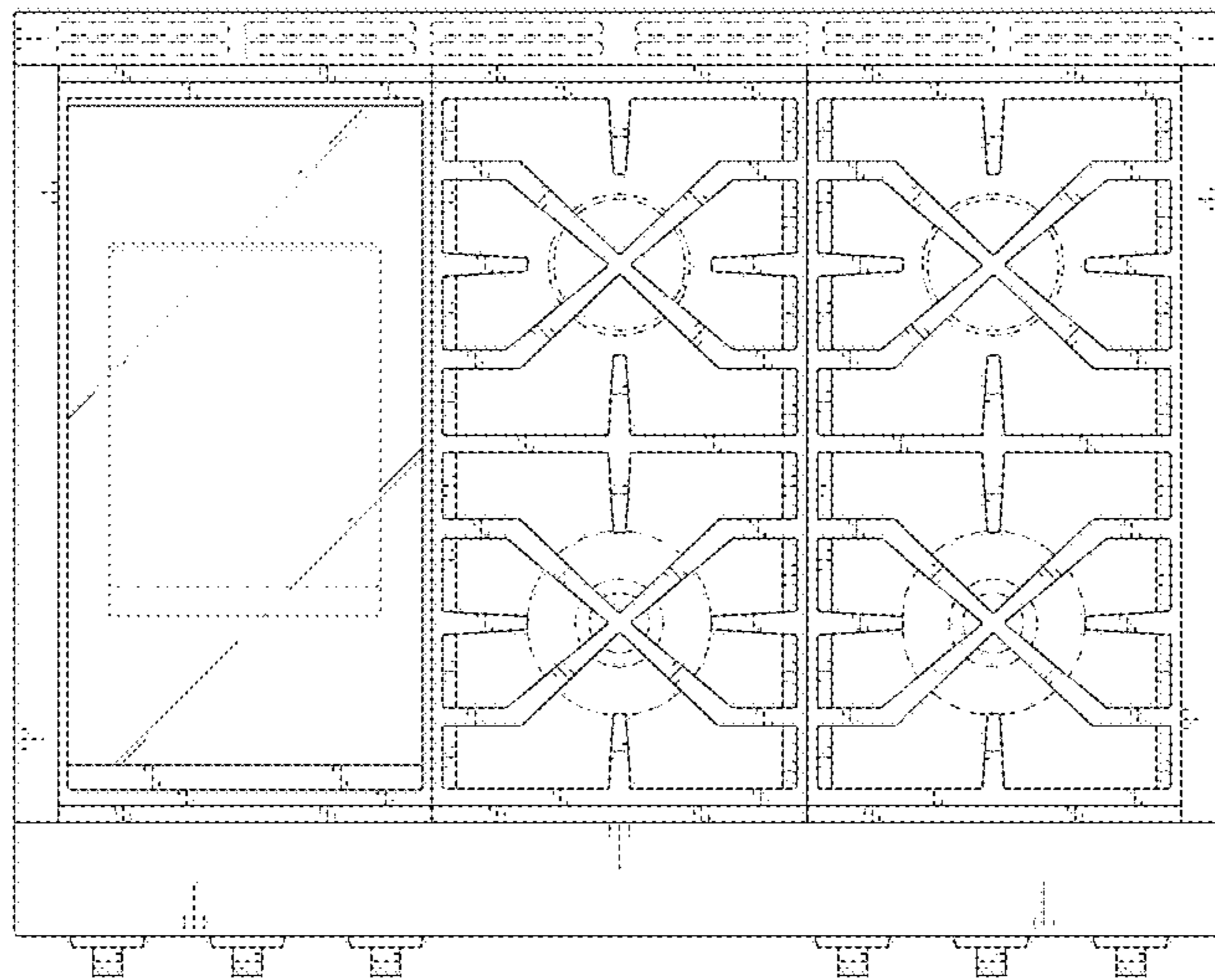
1.4



1.5

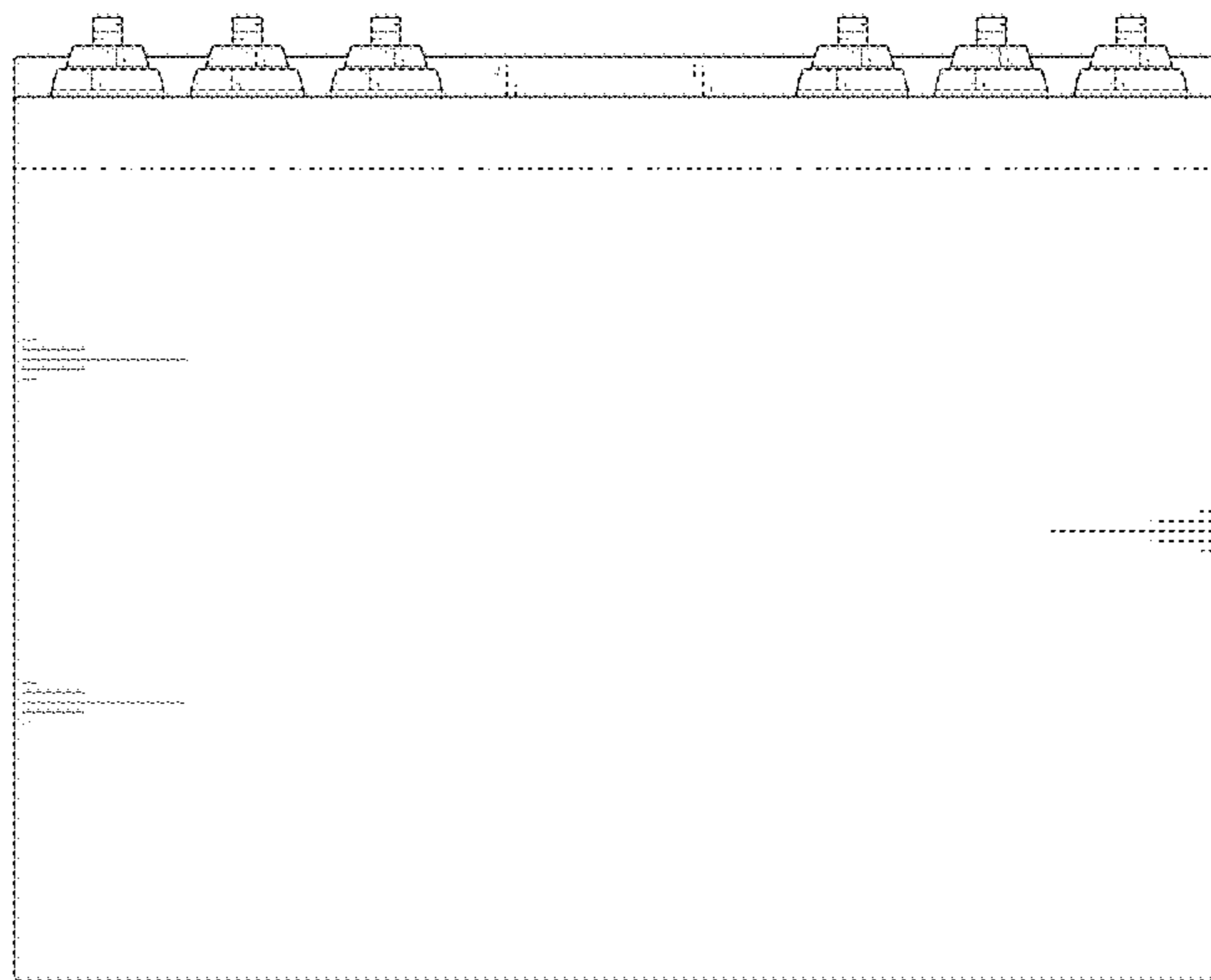


1.6





1.7



1.8

