

US00D855379S

(12) **United States Design Patent**
Kim et al.

(10) **Patent No.:** **US D855,379 S**
(45) **Date of Patent:** **** Aug. 6, 2019**

(54) **GAS RANGE WITH GRIDDLE**
(71) Applicant: **LG ELECTRONICS INC.**, Seoul (KR)

(72) Inventors: **Sooyeon Kim**, Seoul (KR); **Hanjin Jung**, Seoul (KR); **Songyi Han**, Seoul (KR); **Inhwan Ryu**, Seoul (KR); **Jinwon Kang**, Seoul (KR)

(73) Assignee: **LG ELECTRONICS INC.**, Seoul (KR)

(**) Term: **15 Years**

(21) Appl. No.: **35/504,229**

(22) Filed: **Jun. 23, 2017**

(80) **Hague Agreement Data**

Int. Filing Date: **Jun. 23, 2017**
Int. Reg. No.: **DM/096741**
Int. Reg. Date: **Jun. 23, 2017**
Int. Reg. Pub. Date: **Dec. 29, 2017**

(30) **Foreign Application Priority Data**

Dec. 23, 2016 (KR) 30-2016-0063069

(51) **LOC (12) Cl.** **07-02**

(52) **U.S. Cl.**
USPC **D7/346**

(58) **Field of Classification Search**
USPC D7/323, 339-341, 346-349, 402-409
CPC F24B 1/00; F24B 1/20; F24C 3/00; F24C 3/002; F24C 3/008; F24C 5/00; F24C 7/00; F24C 7/002; F24C 1/00; H05B 1/0261; H05B 1/0263; H05B 1/0266
See application file for complete search history.

(56) **References Cited**

U.S. PATENT DOCUMENTS

D615,802 S * 5/2010 Grey D7/346
D617,133 S * 6/2010 Grey D7/340

D682,602 S * 5/2013 Funnell, II D7/340
D682,603 S * 5/2013 Funnell, II D7/340
D808,705 S * 1/2018 Kim D7/340
D808,706 S * 1/2018 Kim D7/340
D808,707 S * 1/2018 Kim D7/340
D817,687 S * 5/2018 Kim D7/340
D817,688 S * 5/2018 Kim D7/340
D817,689 S * 5/2018 Kim D7/346
D817,690 S * 5/2018 Kim D7/346
D817,692 S * 5/2018 Kim D7/346

(Continued)

Primary Examiner — Sheryl Lane

Assistant Examiner — Nicole C Shiflet

(74) *Attorney, Agent, or Firm* — Birch, Stewart, Kolasch & Birch, LLP

(57) **CLAIM**

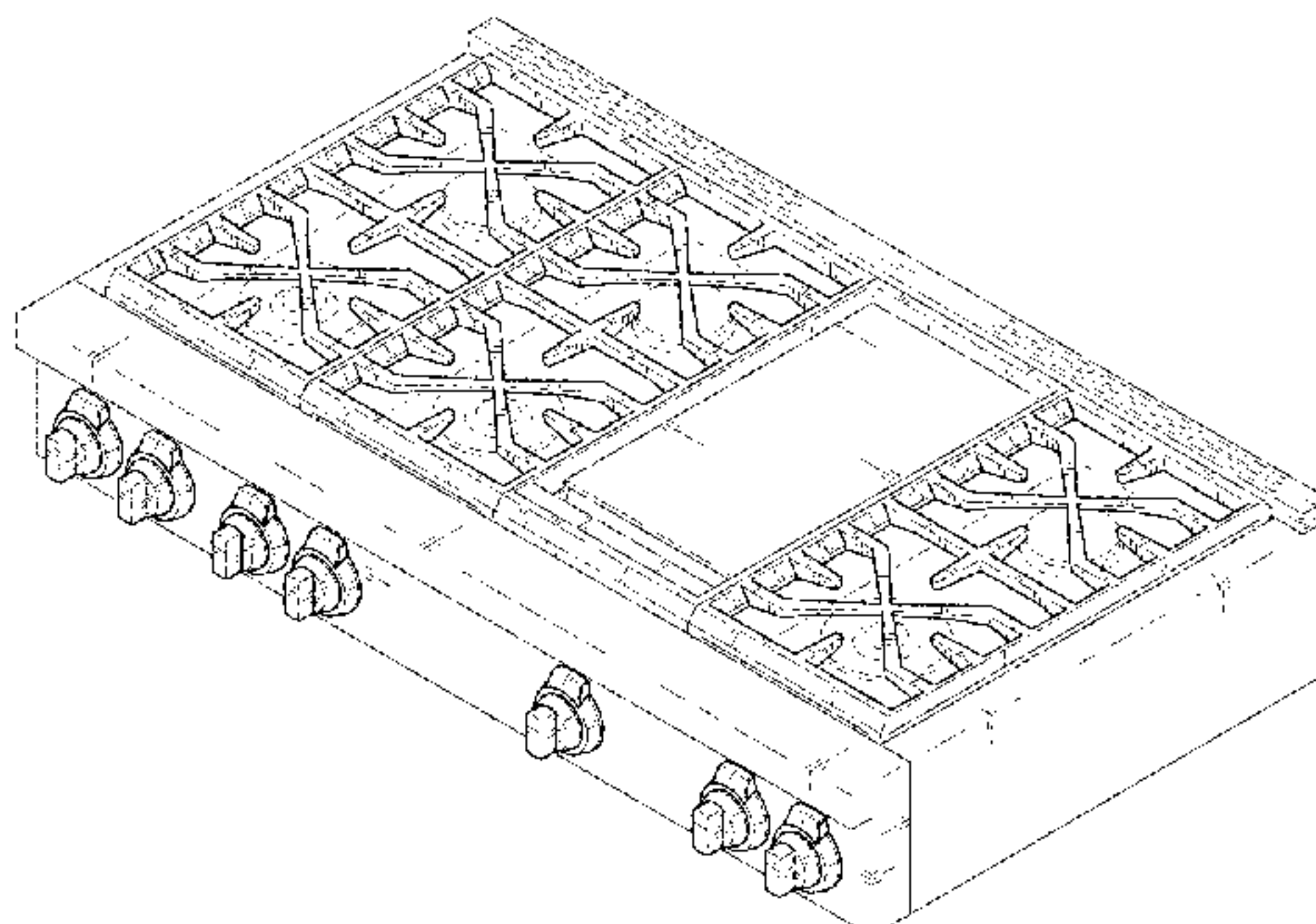
The ornamental design for a gas range with griddle, as shown and described.

DESCRIPTION

- 1. Gas range with griddle
- 1.1 : Perspective
- 1.2 : Front
- 1.3 : Back
- 1.4 : Left
- 1.5 : Top
- 1.6 : Bottom
- 1.7 : Back perspective view

The broken lines depict portions of the gas range with griddle that form no part of the claimed design; reproduction 1.1 is a front perspective view of the gas range with griddle; reproduction 1.2 is a front view thereof; reproduction 1.3 is a back view thereof; reproduction 1.4 is a left view thereof where the right view is a mirror image; reproduction 1.5 is a top view thereof; reproduction 1.6 is a bottom view thereof; reproduction 1.7 is a back perspective view thereof; this is a design for a gas range with a modular griddle at the top part.

1 Claim, 7 Drawing Sheets



(56)

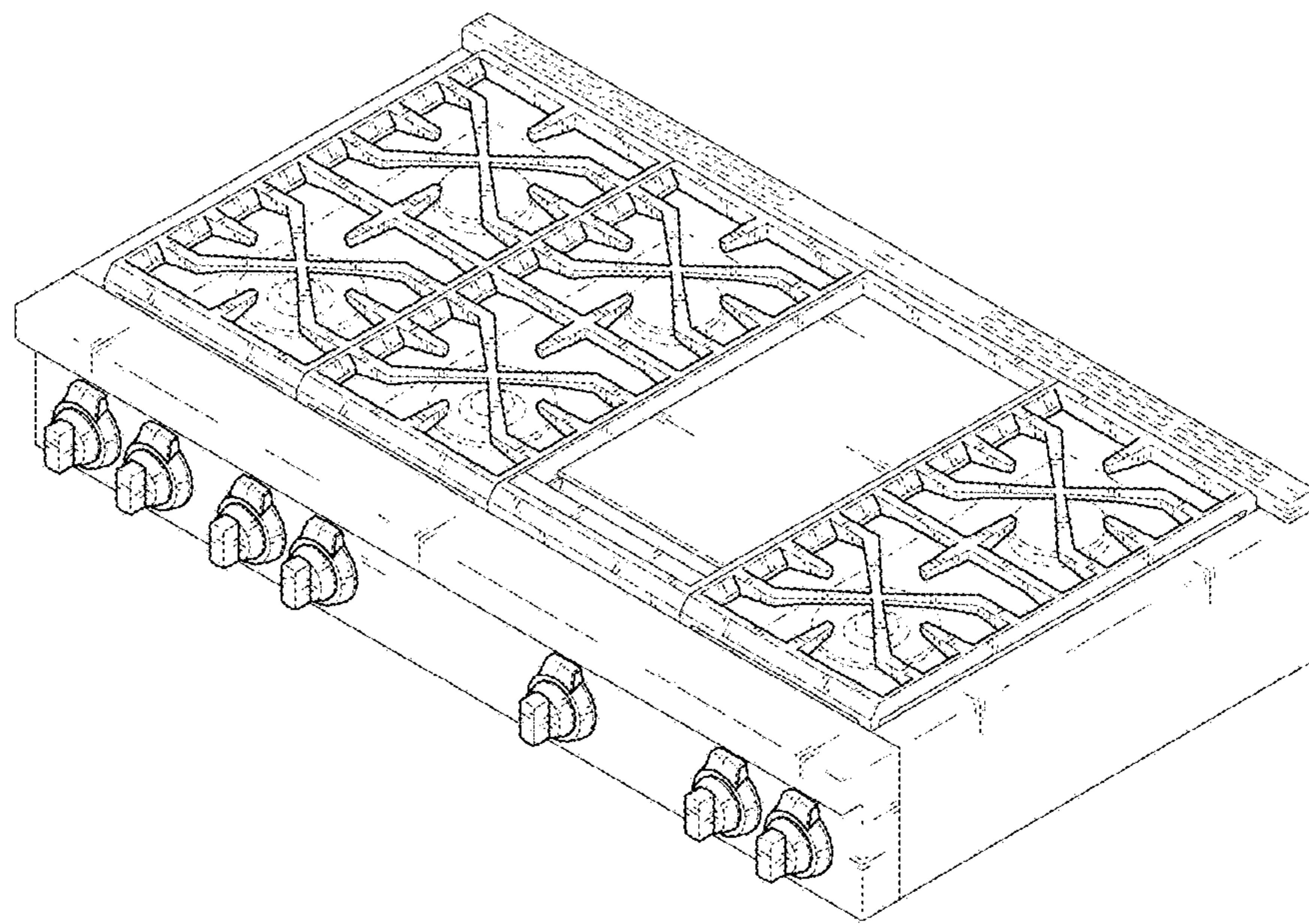
References Cited

U.S. PATENT DOCUMENTS

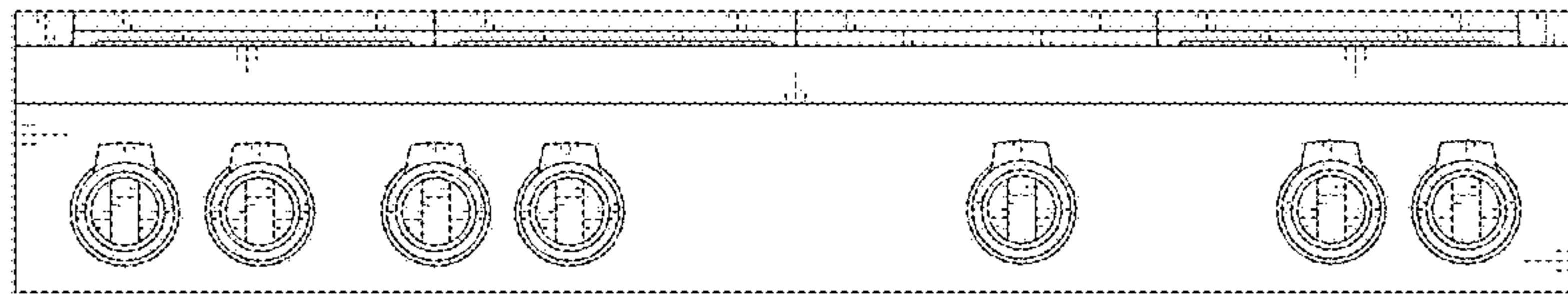
D817,693 S *	5/2018	Kim	D7/346
D818,303 S *	5/2018	Kim	D7/340
D829,482 S *	10/2018	Incukur	D7/340
D829,503 S *	10/2018	Kim	D7/408

* cited by examiner

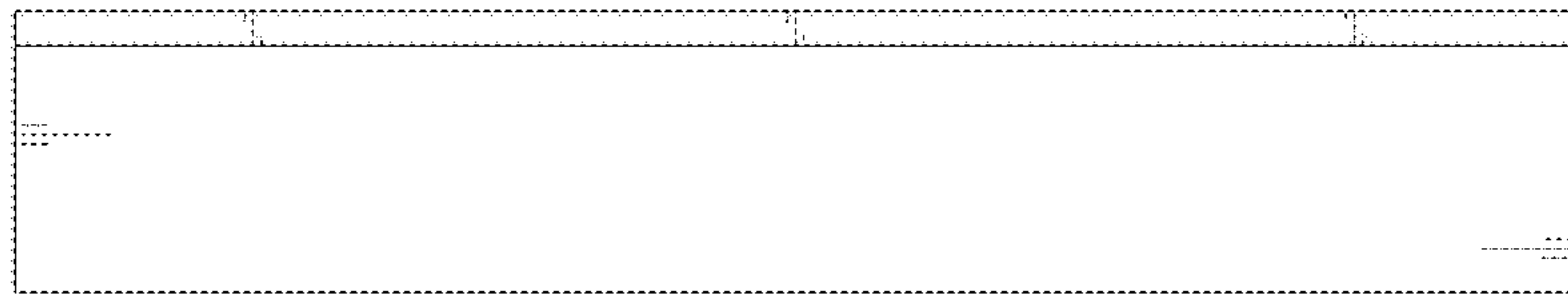
1.1



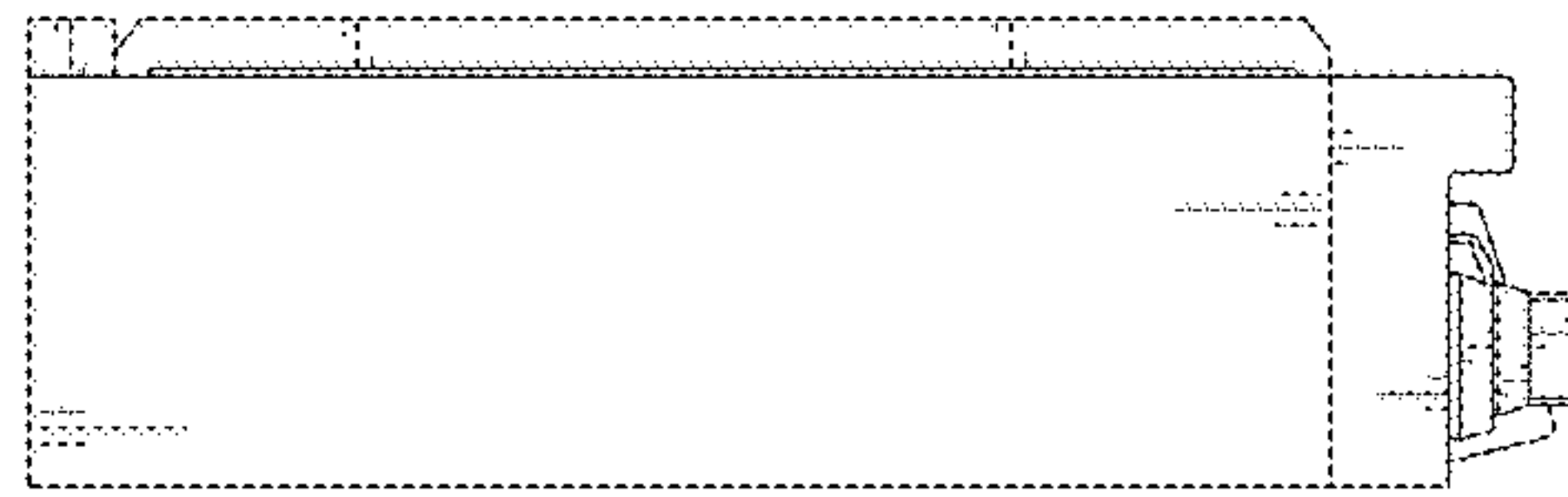
1.2



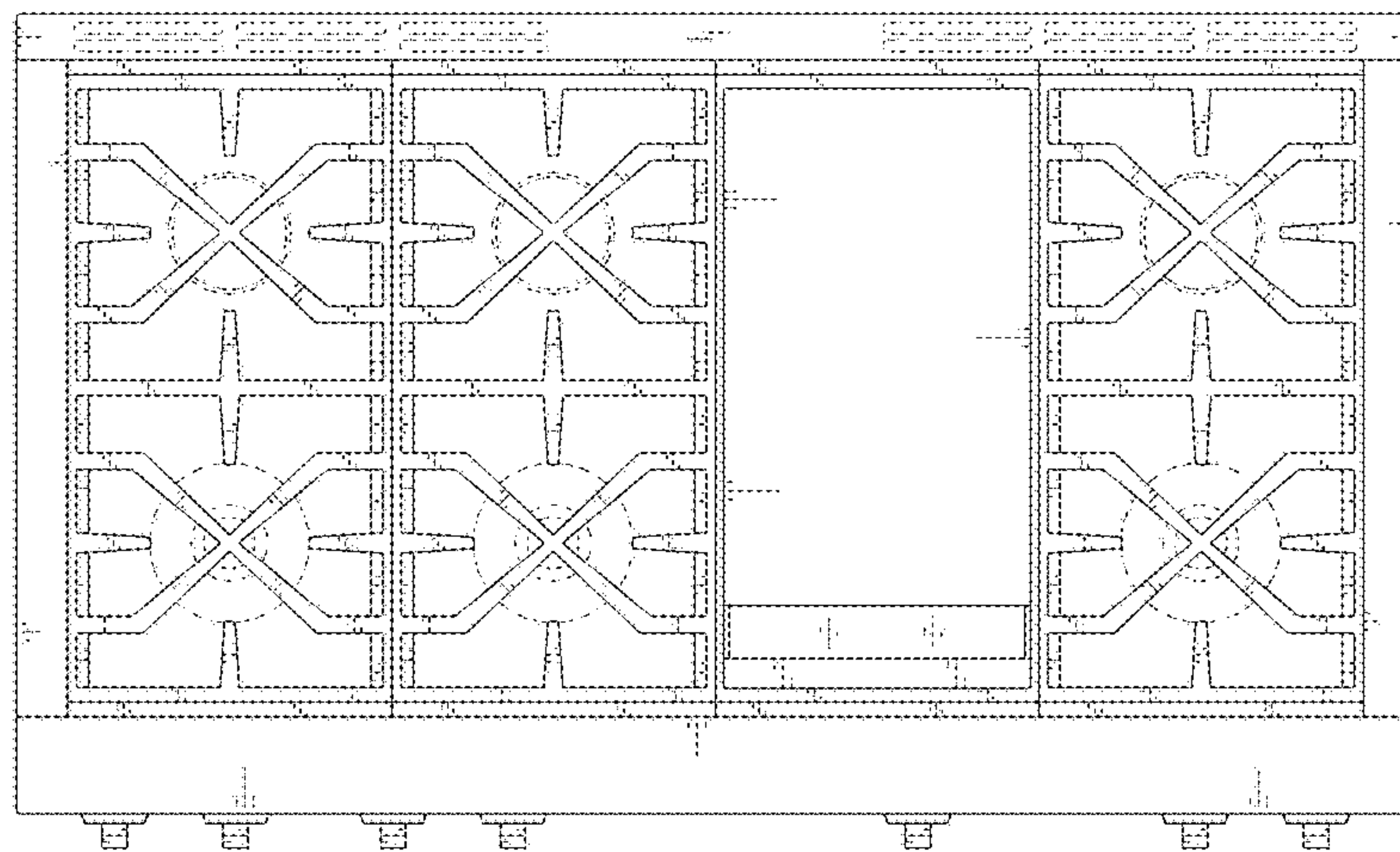
1.3



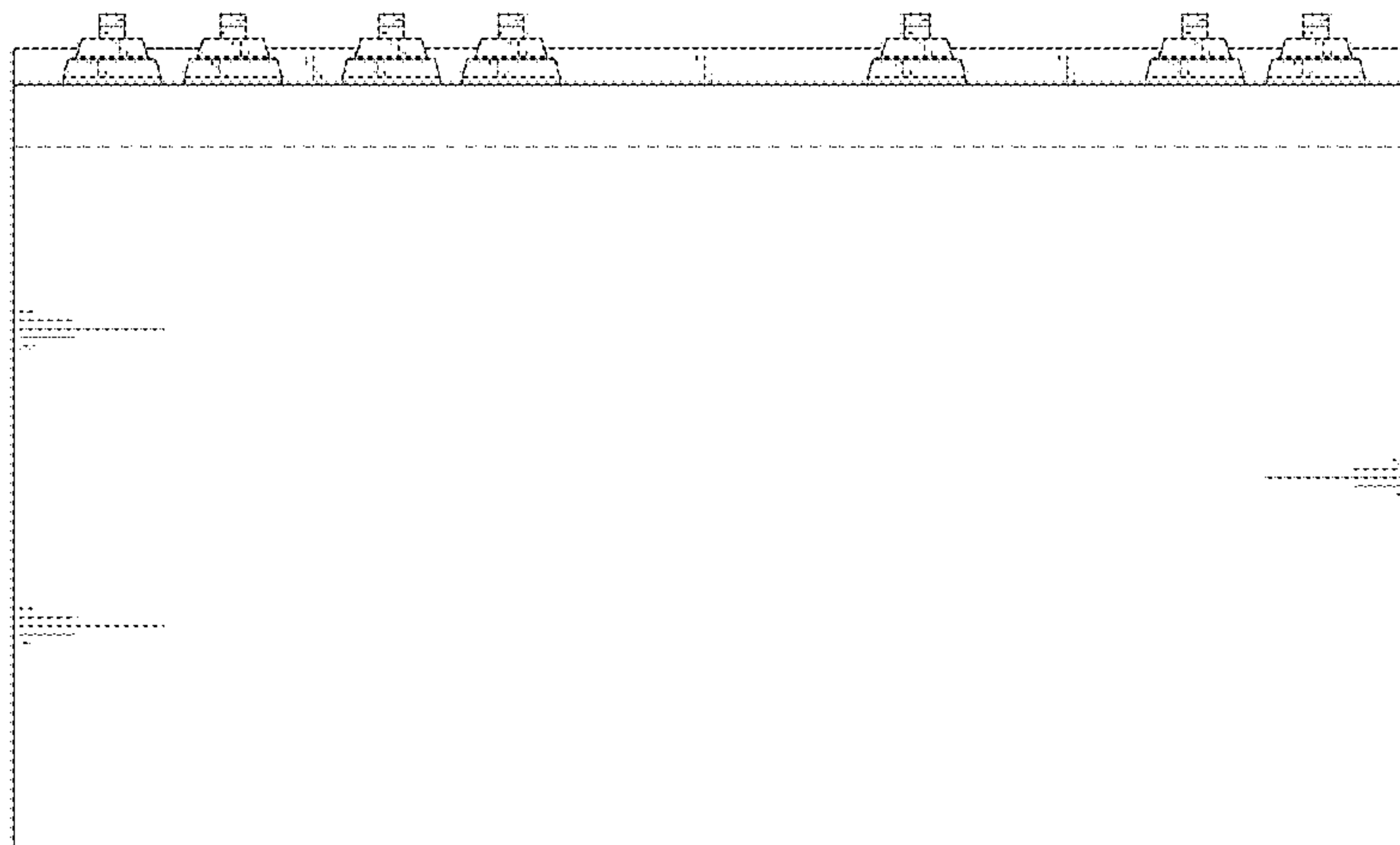
1.4



1.5



1.6



1.7

