



US00D855376S

(12) **United States Design Patent** (10) **Patent No.:** **US D855,376 S**
Kim et al. (45) **Date of Patent:** **** Aug. 6, 2019**

(54) **GAS OVEN RANGE WITH INDUCTION RANGE**

7/00; F24C 7/002; F24C 1/00; H05B 1/0261; H05B 1/0263; H05B 1/0266

See application file for complete search history.

(71) Applicant: **LG ELECTRONICS INC.**, Seoul (KR)

(56)

References Cited

U.S. PATENT DOCUMENTS

(72) Inventors: **Sooyeon Kim**, Seoul (KR); **Hanjin Jung**, Seoul (KR); **Songyi Han**, Seoul (KR); **Inhwan Ryu**, Seoul (KR); **Jinwon Kang**, Seoul (KR)

D615,344	S	*	5/2010	Grey	D7/340
D615,800	S	*	5/2010	Grey	D7/340
D616,695	S	*	6/2010	Grey	D7/340
D617,133	S	*	6/2010	Grey	D7/340
D656,776	S	*	4/2012	Funnell, II	D7/340
D669,728	S	*	10/2012	Funnell, II	D7/340
D669,729	S	*	10/2012	Funnell, II	D7/340
D670,969	S	*	11/2012	Bengtson	D7/406
D682,602	S	*	5/2013	Funnell, II	D7/340
D682,603	S	*	5/2013	Funnell, II	D7/340
D699,503	S	*	2/2014	Funnell, II	D7/340

(73) Assignee: **LG ELECTRONICS INC.**, Seoul (KR)

(**) Term: **15 Years**

(Continued)

(21) Appl. No.: **35/504,224**

Primary Examiner — Sheryl Lane

Assistant Examiner — Nicole C Shiflet

(22) Filed: **Jun. 23, 2017**

(74) *Attorney, Agent, or Firm* — Birch, Stewart, Kolasch & Birch, LLP

(80) **Hague Agreement Data**

Int. Filing Date: **Jun. 23, 2017**

Int. Reg. No.: **DM/096739**

Int. Reg. Date: **Jun. 23, 2017**

Int. Reg. Pub. Date: **Dec. 29, 2017**

(57)

CLAIM

The ornamental design for a gas oven range with induction range, as shown and described.

DESCRIPTION

(30) **Foreign Application Priority Data**

Dec. 23, 2016 (KR) 30-2016-0063046

(51) **LOC (12) Cl.** **07-02**

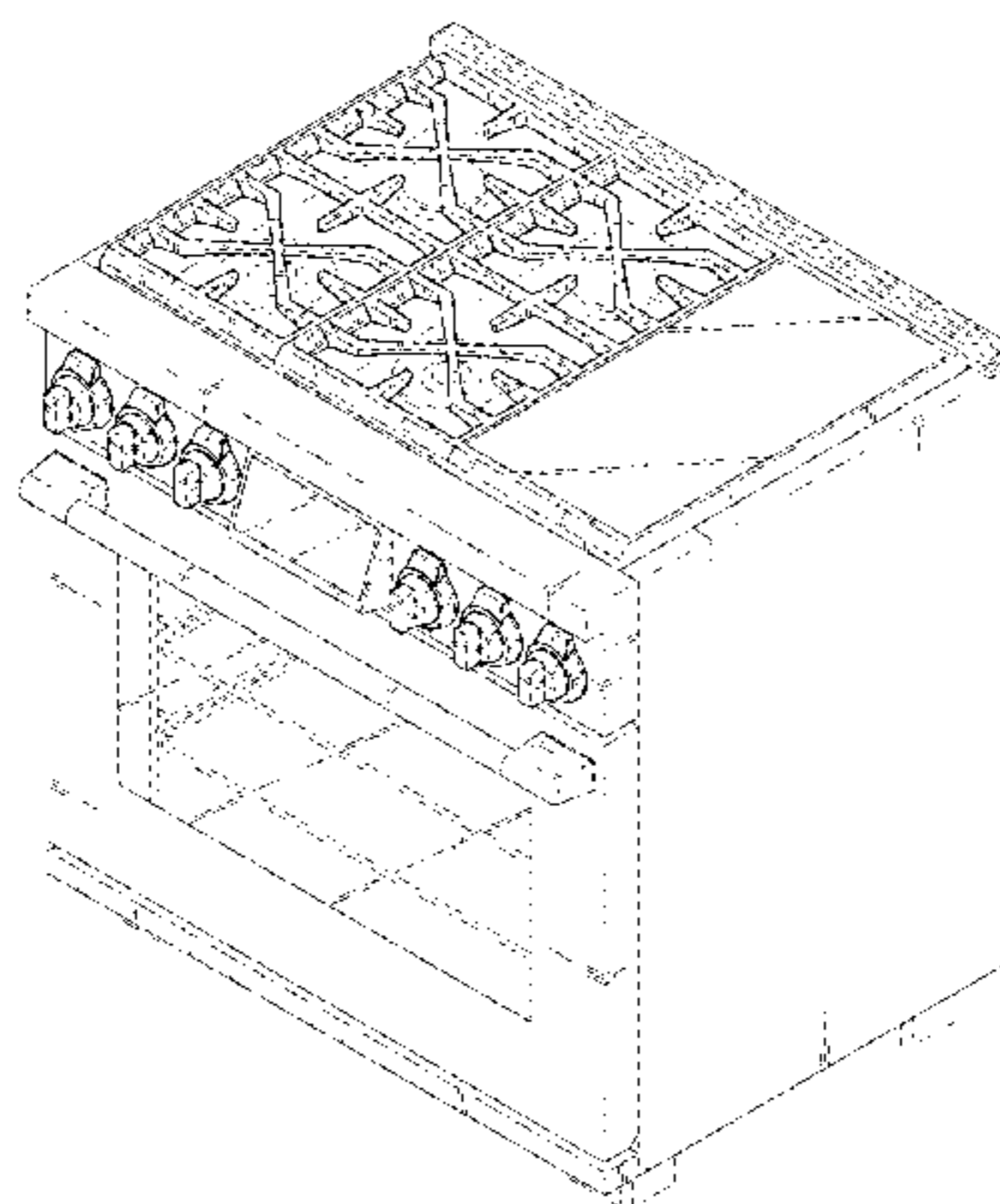
(52) **U.S. Cl.**
USPC **D7/340**

(58) **Field of Classification Search**
USPC D7/323, 339–341, 346–349, 402–409
CPC F24B 1/00; F24B 1/20; F24C 3/00; F24C 3/002; F24C 3/008; F24C 5/00; F24C

- 1. Gas oven range with induction range
- 1.1 : Perspective
- 1.2 : Front
- 1.3 : Back
- 1.4 : Left
- 1.5 : Right
- 1.6 : Top
- 1.7 : Bottom

The broken lines depict portions of the gas oven range with induction range that form no part of the claimed design; reproduction 1.1 is a front perspective view of the gas oven range with induction range; reproduction 1.2 is a front view thereof; reproduction 1.3 is a back view thereof; reproduction 1.4 is a left view thereof; reproduction 1.5 is a right view

(Continued)



thereof; reproduction 1.6 is a top view thereof; reproduction 1.7 is a bottom view thereof; this is a design for a gas oven range with a modular induction range at the top part; further, there is a touch display at the top center of the front part.

1 Claim, 7 Drawing Sheets

(56)

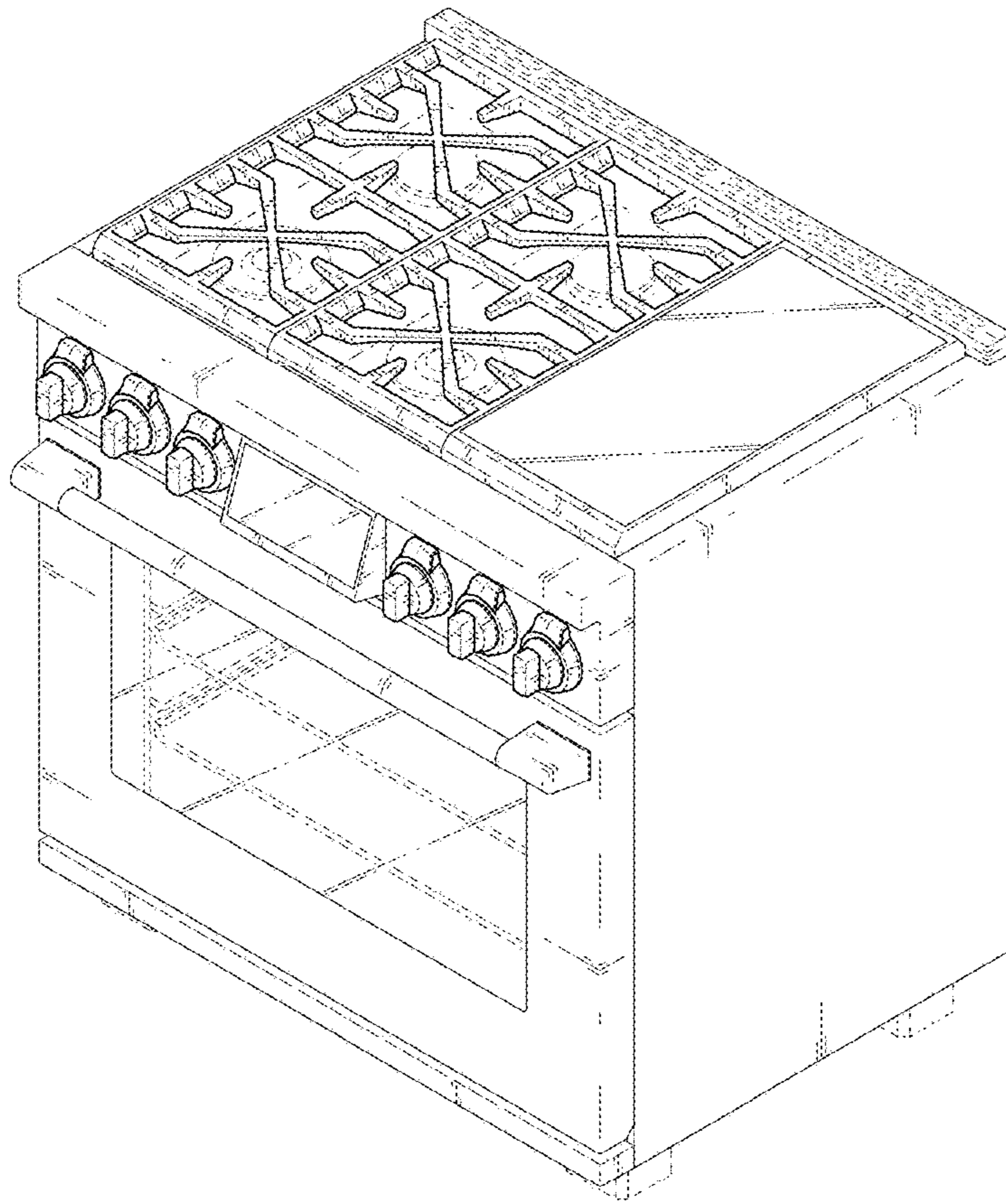
References Cited

U.S. PATENT DOCUMENTS

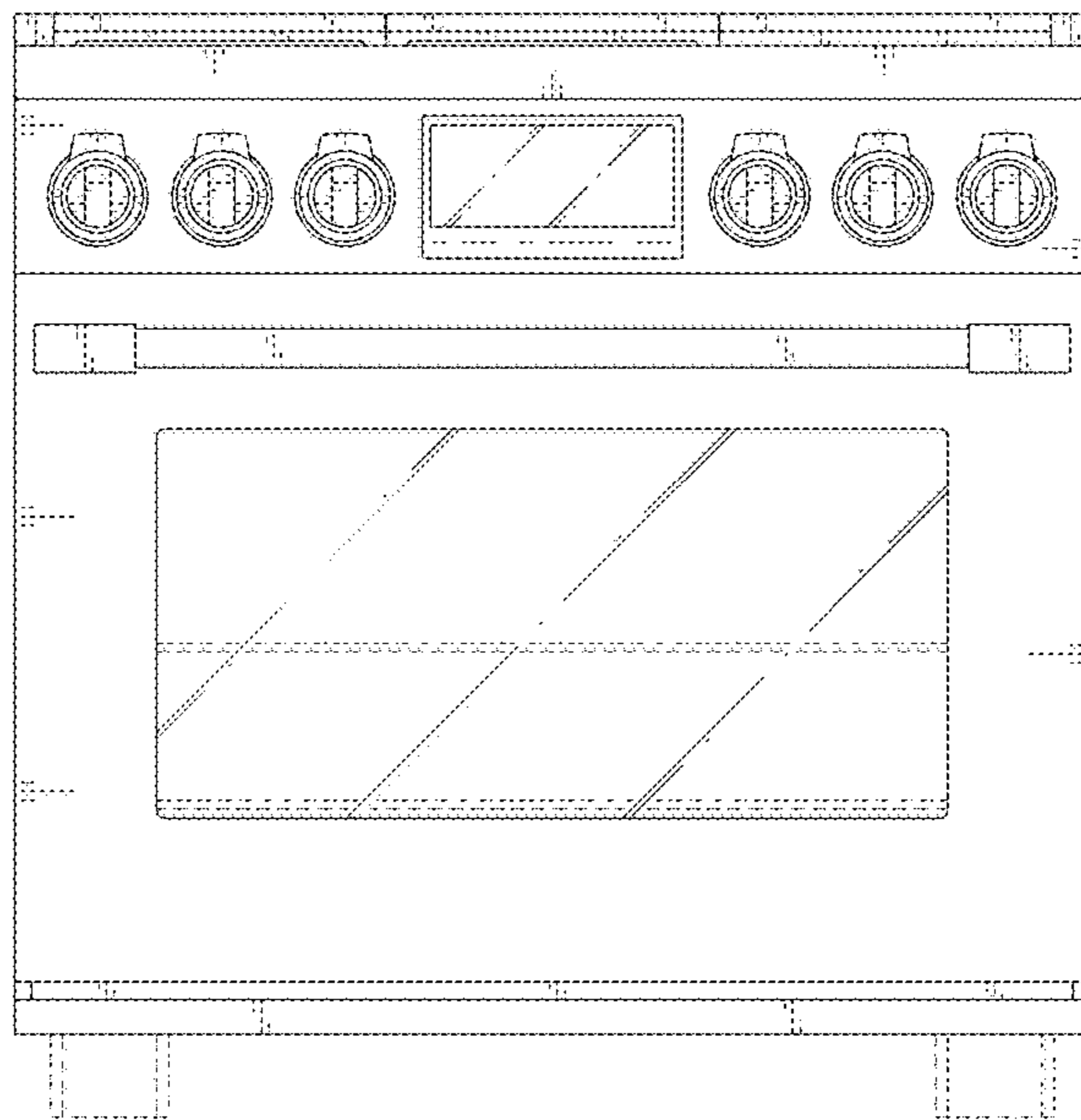
D701,074 S *	3/2014	Funnell, II	D7/340
D742,688 S *	11/2015	Funnell, II	D7/405
D750,432 S *	3/2016	Funnell, II	D7/406
D760,024 S *	6/2016	Funnell, II	D7/405
D763,616 S *	8/2016	Kim	D7/339
D808,705 S *	1/2018	Kim	D7/340
D808,706 S *	1/2018	Kim	D7/340
D808,707 S *	1/2018	Kim	D7/340
D817,688 S *	5/2018	Kim	D7/340
D818,303 S *	5/2018	Kim	D7/340
D829,482 S *	10/2018	Incukur	D7/340
D829,503 S *	10/2018	Kim	D7/408

* cited by examiner

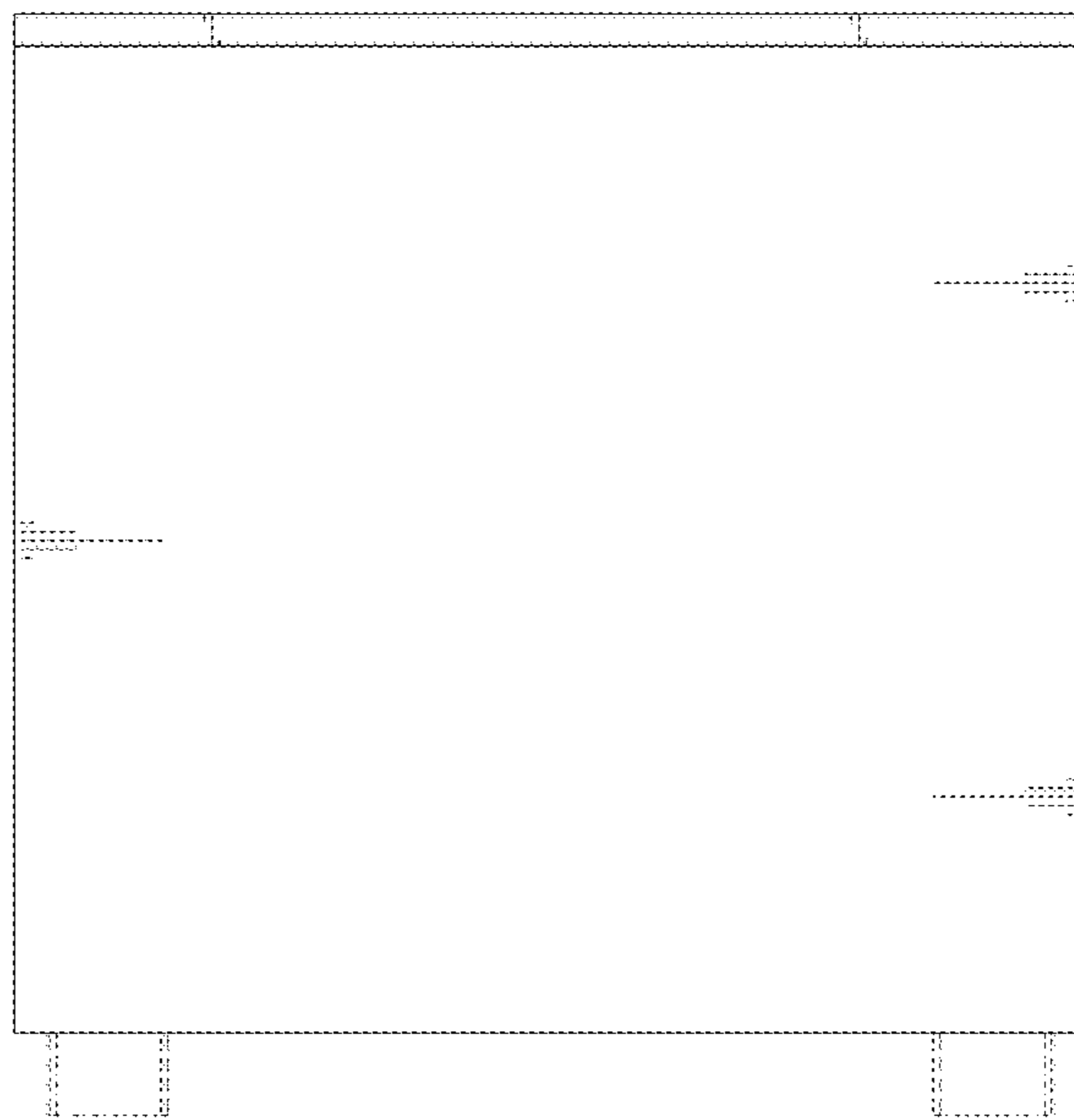
1.1



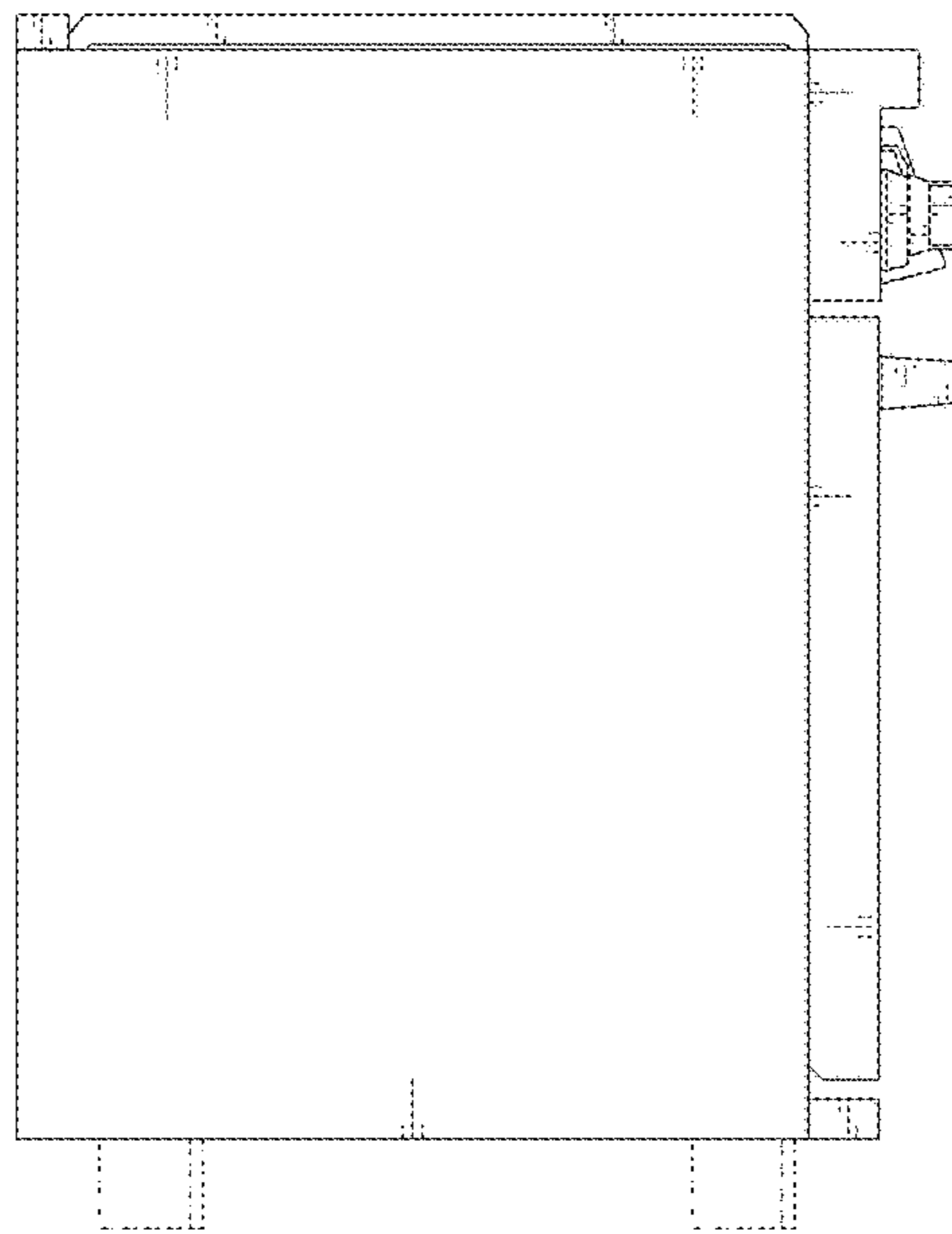
1.2



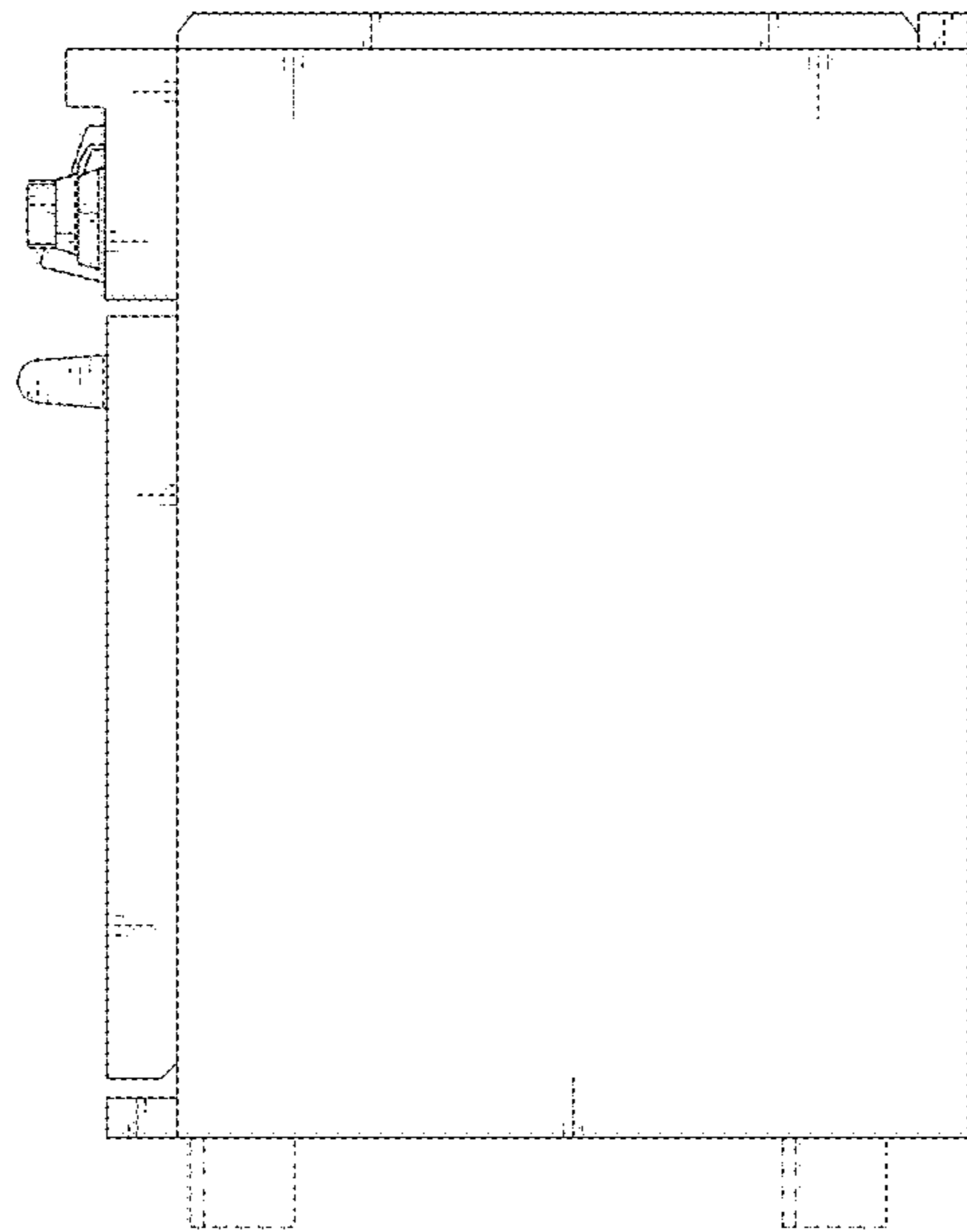
1.3



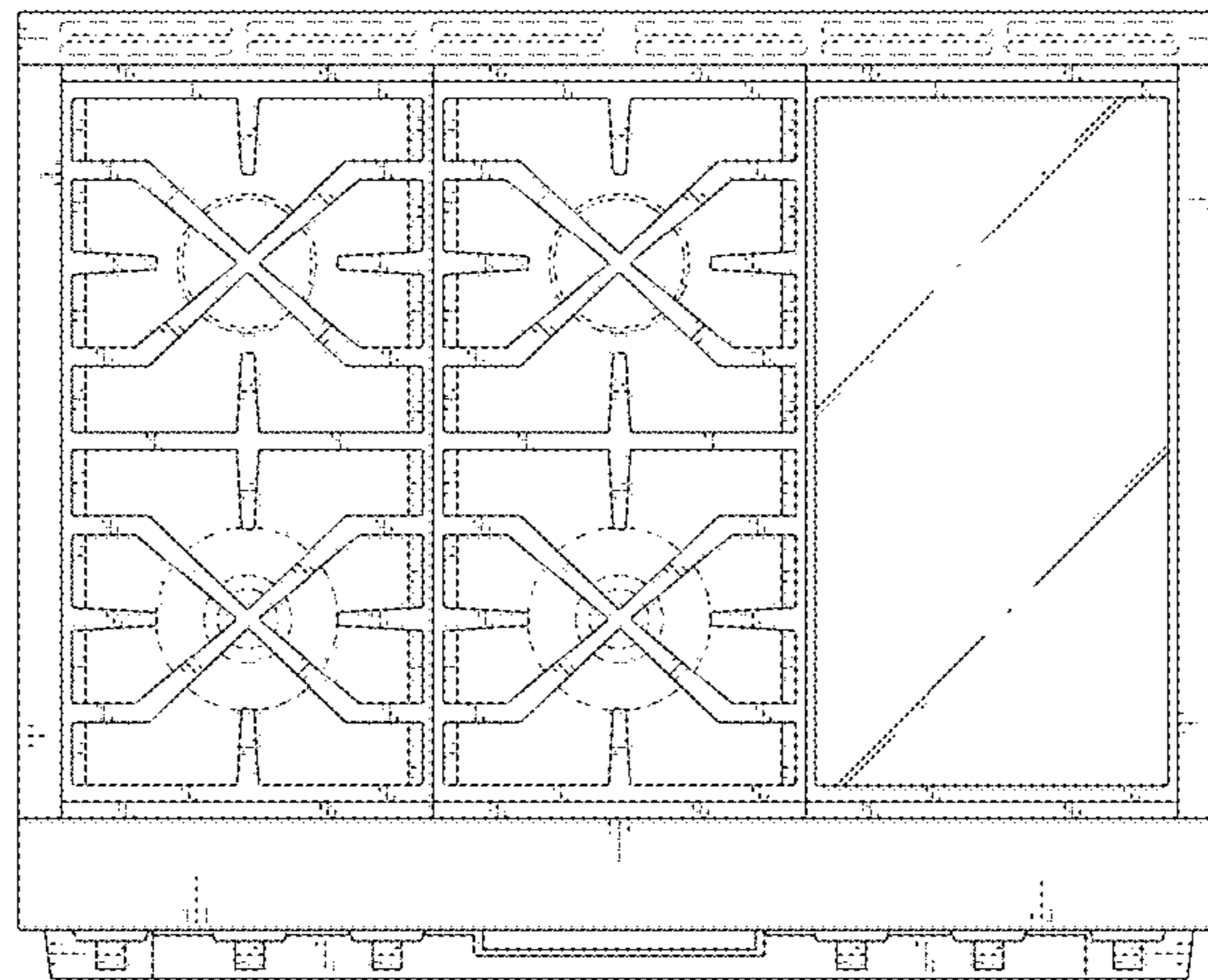
1.4



1.5



1.6



1.7

