



US00D855375S

(12) **United States Design Patent**
Kim et al.

(10) **Patent No.:** **US D855,375 S**

(45) **Date of Patent:** **** Aug. 6, 2019**

(54) **GAS OVEN RANGE WITH SOUS VIDE
COOKER AND INDUCTION RANGE**

7/00; F24C 7/002; F24C 1/00; H05B
1/0261; H05B 1/0263; H05B 1/0266

See application file for complete search history.

(71) Applicant: **LG ELECTRONICS INC.**, Seoul
(KR)

(56) **References Cited**

U.S. PATENT DOCUMENTS

(72) Inventors: **Sooyeon Kim**, Seoul (KR); **Hanjin
Jung**, Seoul (KR); **Songyi Han**, Seoul
(KR); **Inhwan Ryu**, Seoul (KR);
Jinwon Kang, Seoul (KR)

D615,344 S *	5/2010	Grey	D7/340
D615,800 S *	5/2010	Grey	D7/340
D616,695 S *	6/2010	Grey	D7/340
D617,133 S *	6/2010	Grey	D7/340
D656,776 S *	4/2012	Funnell, II	D7/340
D669,728 S *	10/2012	Funnell, II	D7/340
D669,729 S *	10/2012	Funnell, II	D7/340
D670,969 S *	11/2012	Bengtson	D7/406
D682,602 S *	5/2013	Funnell, II	D7/340
D682,603 S *	5/2013	Funnell, II	D7/340

(Continued)

(**) Term: **15 Years**

Primary Examiner — Sheryl Lane

Assistant Examiner — Nicole C Shiflet

(21) Appl. No.: **35/504,221**

(74) *Attorney, Agent, or Firm* — Birch, Stewart, Kolasch
& Birch, LLP

(22) Filed: **Jun. 23, 2017**

(57) **CLAIM**

(80) **Hague Agreement Data**

The ornamental design for a gas oven range with sous vide
cooker and induction range, as shown and described.

Int. Filing Date: **Jun. 23, 2017**

DESCRIPTION

Int. Reg. No.: **DM/096749**

Int. Reg. Date: **Jun. 23, 2017**

Int. Reg. Pub. Date: **Dec. 29, 2017**

(30) **Foreign Application Priority Data**

Dec. 23, 2016 (KR) 30-2016-0063067

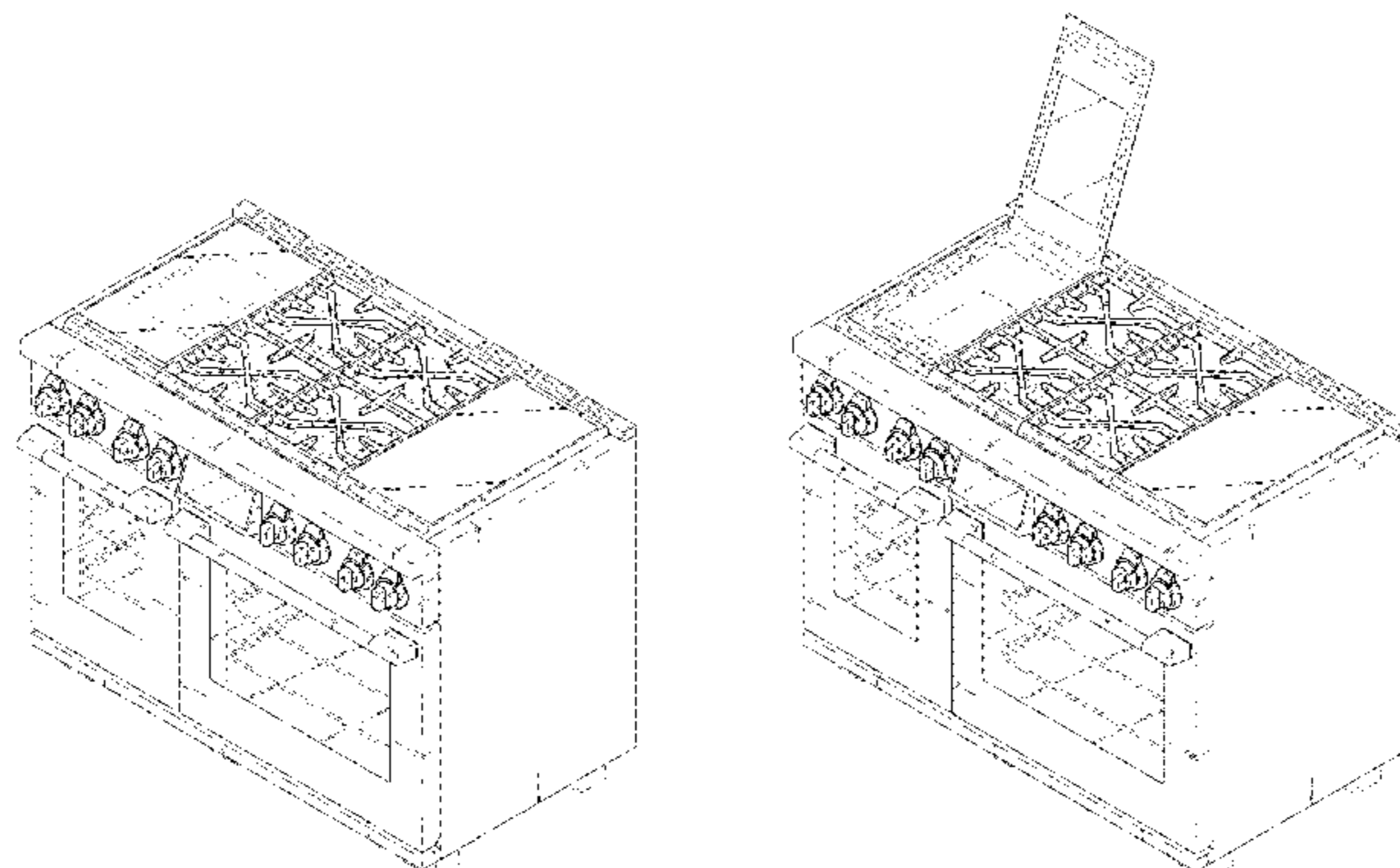
(51) **LOC (12) Cl.** **07-02**

(52) **U.S. Cl.**
USPC **D7/340**

(58) **Field of Classification Search**
USPC D7/323, 339–341, 346–349, 402–409
CPC F24B 1/00; F24B 1/20; F24C 3/00; F24C
3/002; F24C 3/008; F24C 5/00; F24C

1. Gas oven range with sous vide cooker and induction range
1.1 is a front perspective view of a gas oven range with sous
vide cooker and induction range;
1.2 is a front view thereof;
1.3 is a back view thereof;
1.4 is a left view thereof, the right view being a mirror
image;
1.5 is a top view thereof;
1.6 is a bottom view thereof; and
1.7 is a front perspective view of the gas oven range with
sous vide cooker and induction range in an open position.
This is a design for a gas oven range with sous vide cooker
and induction range. The modular sous vide cooker at the top
part of the range can be changed in position. There is a touch
display at the top center of the front part.

(Continued)



The broken lines depict portions of the gas oven range with sous vide cooker and induction range that form no part of the claimed design.

1 Claim, 7 Drawing Sheets

(56)

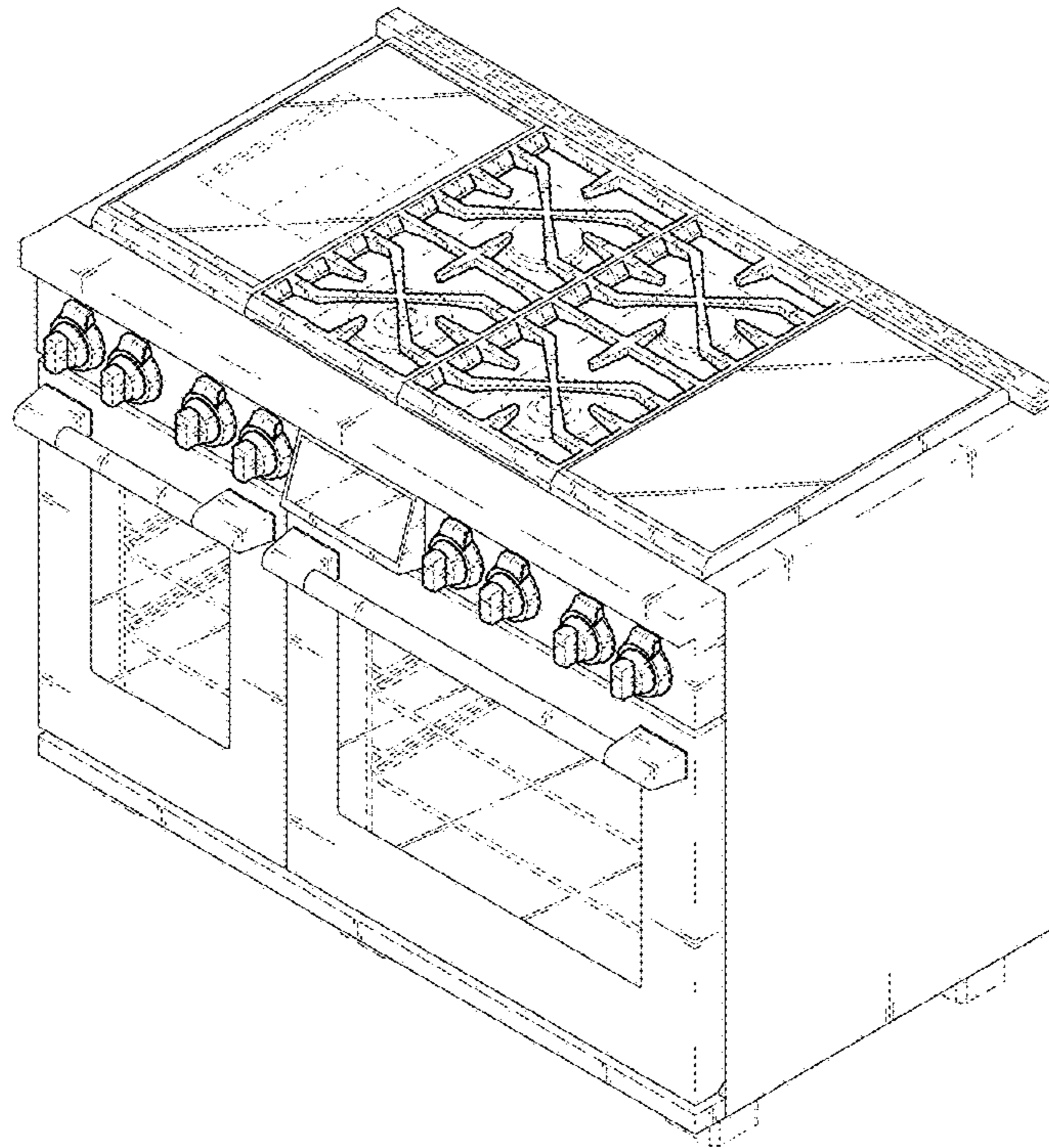
References Cited

U.S. PATENT DOCUMENTS

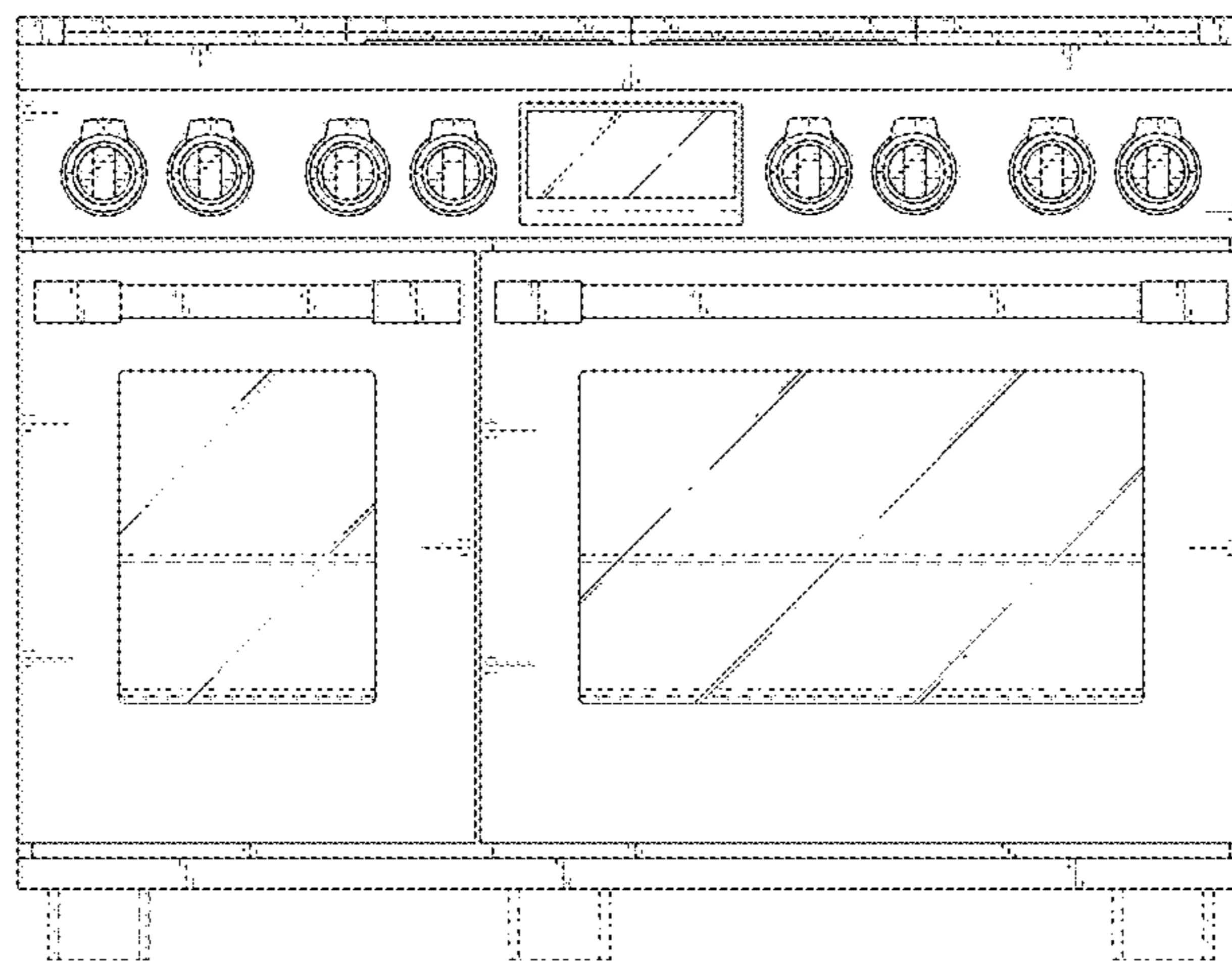
D699,503 S *	2/2014	Funnell, II	D7/340
D701,074 S *	3/2014	Funnell, II	D7/340
D742,688 S *	11/2015	Funnell, II	D7/405
D750,432 S *	3/2016	Funnell, II	D7/406
D760,024 S *	6/2016	Funnell, II	D7/405
D763,616 S *	8/2016	Kim	D7/339
D808,705 S *	1/2018	Kim	D7/340
D808,706 S *	1/2018	Kim	D7/340
D808,707 S *	1/2018	Kim	D7/340
D817,688 S *	5/2018	Kim	D7/340
D818,303 S *	5/2018	Kim	D7/340
D829,482 S *	10/2018	Incukur	D7/340
D829,503 S *	10/2018	Kim	D7/408

* cited by examiner


1.1



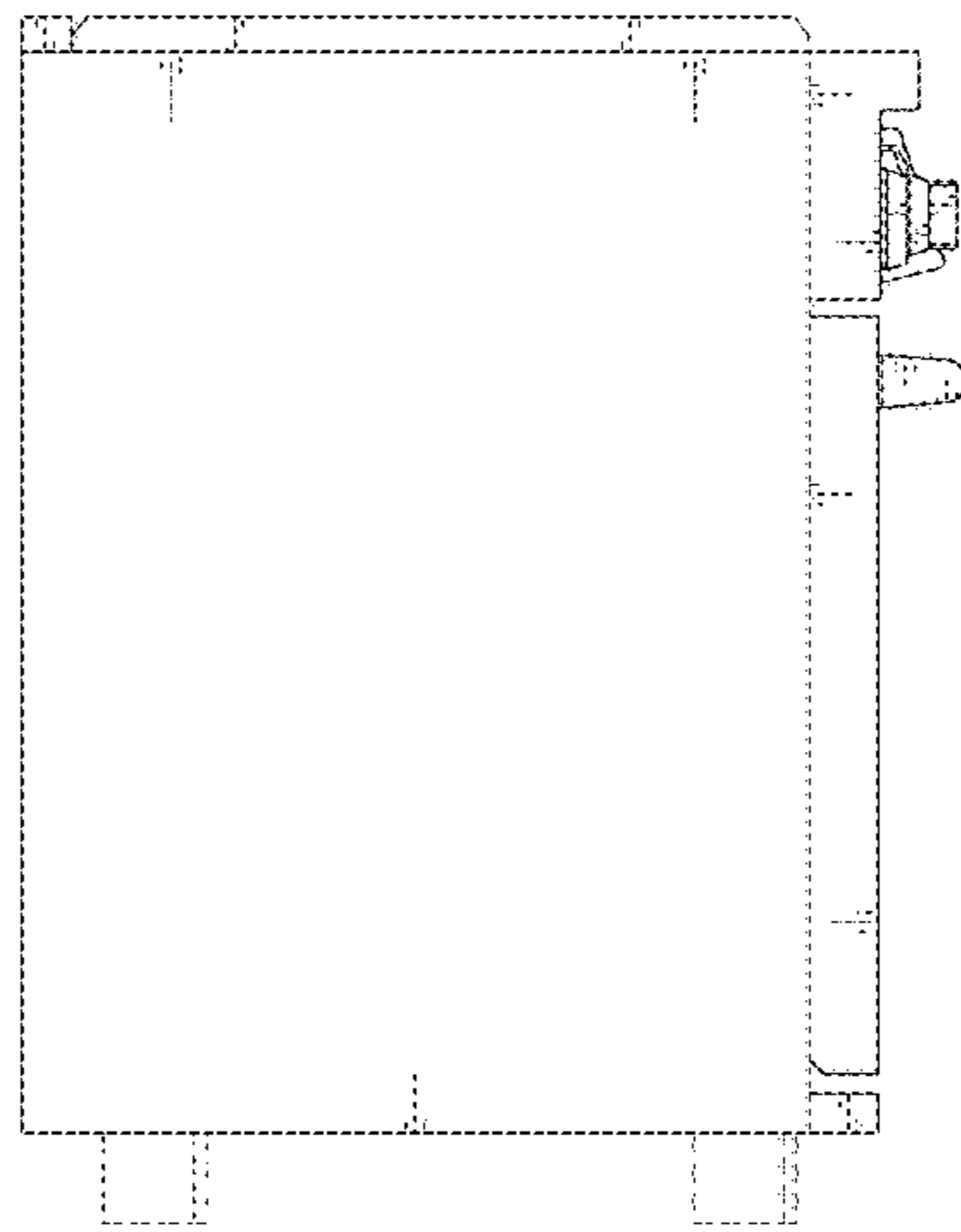
1.2



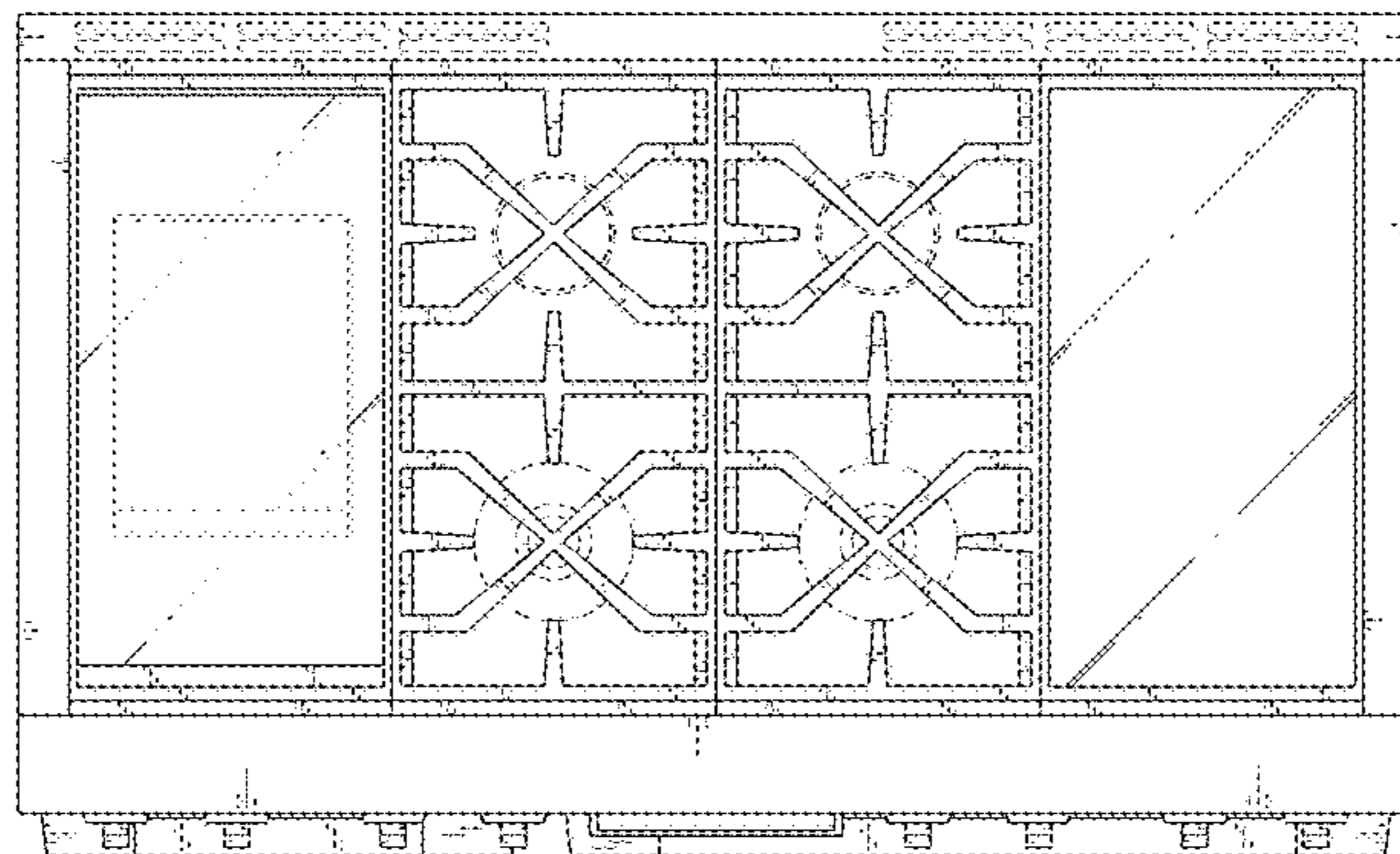
1.3



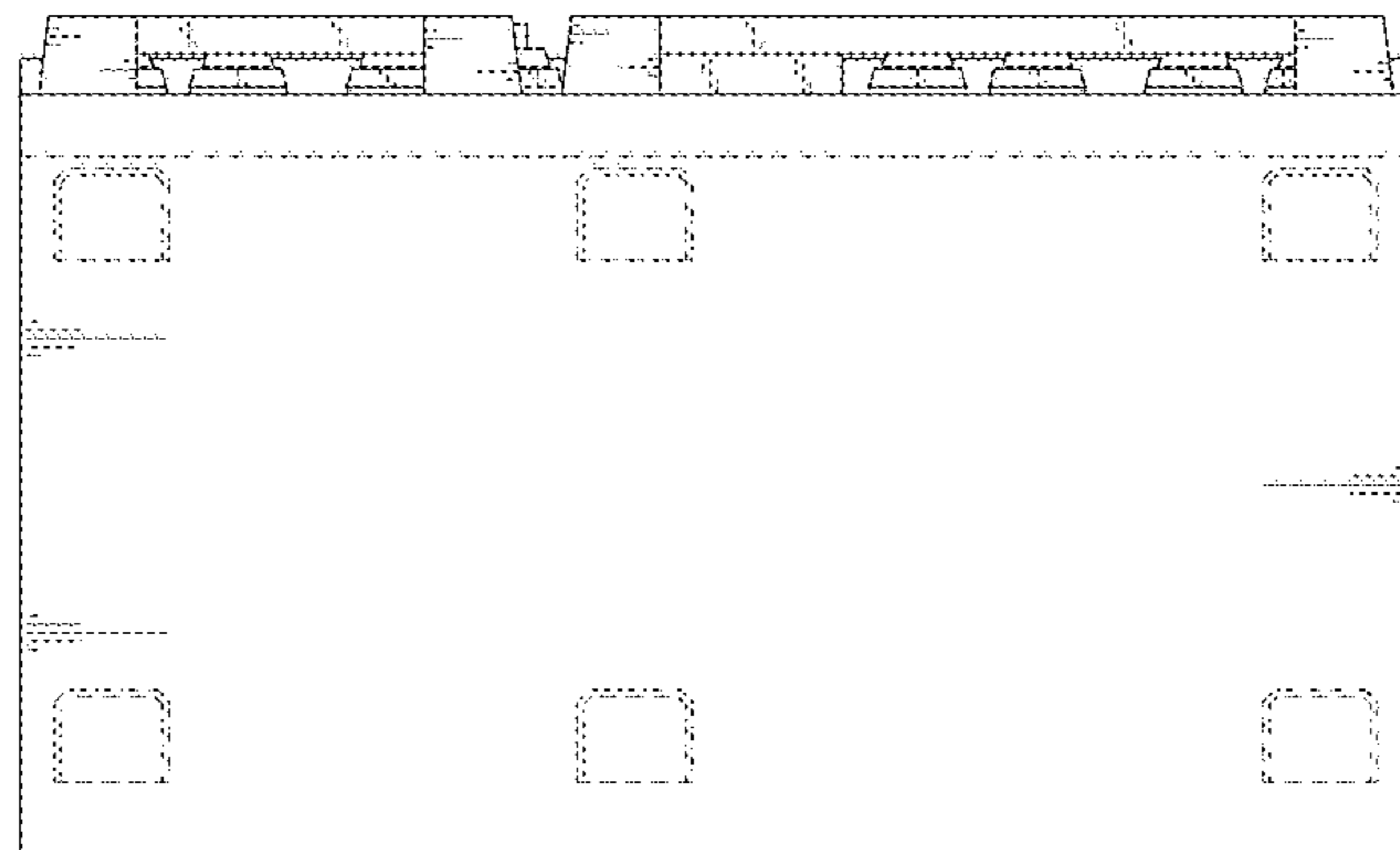
1.4



1.5



1.6



1.7

