



US00D855348S

(12) **United States Design Patent** (10) **Patent No.:** **US D855,348 S**  
**Buell et al.** (45) **Date of Patent:** **\*\* Aug. 6, 2019**

(54) **DISPENSER** 6,520,372 B2 \* 2/2003 Phelps ..... A47K 10/424  
221/34  
(71) Applicant: **GOJO Industries, Inc.**, Akron, OH D553,402 S \* 10/2007 Orgna ..... D6/518  
(US) D586,599 S \* 2/2009 Crawford ..... D6/545  
D615,329 S \* 5/2010 Meyerhoffer ..... D6/518  
(72) Inventors: **Shelby Jay Buell**, Medina, OH (US); D619,837 S \* 7/2010 Kim ..... D6/518  
**Richard E. Corney**, Akron, OH (US); D623,452 S \* 9/2010 McNeely ..... D6/518  
**Patrick Nolan**, Royersford, PA (US); D648,585 S \* 11/2011 Meyerhoffer ..... D6/518  
**Brian Timothy Miliff**, Kirtland, OH D653,888 S \* 2/2012 Velazquez ..... D6/518  
(US); **Noah E. Dingler**, Phoenixville, D715,576 S \* 10/2014 Hagleitner ..... D6/545  
PA (US) D724,861 S \* 3/2015 Gottschalk ..... D6/545  
2006/0278659 A1 \* 12/2006 Lin ..... A47K 5/1215  
222/214

(73) Assignee: **GOJO Industries, Inc.**, Akron, OH (US)

\* cited by examiner

(\*\*) Term: **15 Years**

*Primary Examiner* — David G Muller

*Assistant Examiner* — Nathan M Johnston

(21) Appl. No.: **29/600,658**

(74) *Attorney, Agent, or Firm* — Cooper Legal Group, LLC

(22) Filed: **Apr. 13, 2017**

**Related U.S. Application Data**

(57) **CLAIM**

(62) Division of application No. 29/526,808, filed on May 13, 2015.

The ornamental design for a dispenser, as shown and described.

(51) **LOC (12) Cl.** ..... **23-02**

(52) **U.S. Cl.**  
USPC ..... **D6/545**

**DESCRIPTION**

(58) **Field of Classification Search**  
USPC ..... D6/542–545; 221/208, 282, 283;  
222/105, 173, 180, 181.1, 181.2, 181.3  
CPC ..... A47K 10/40; A47K 5/1217; A47K 5/12;  
A47K 2005/1218  
See application file for complete search history.


FIG. 1 is a perspective view of a dispenser, showing our new design;  
FIG. 2 is a front elevation view thereof;  
FIG. 3 is a rear elevation view thereof;  
FIG. 4 is a right side elevation view thereof;  
FIG. 5 is a left side elevation view thereof;  
FIG. 6 is a top plan view thereof; and,  
FIG. 7 is a bottom plan view thereof.  
The broken lines show portions of the design that form no part of the claimed design.

(56) **References Cited**

**U.S. PATENT DOCUMENTS**

D387,597 S \* 12/1997 Kearnes ..... D6/545  
5,996,851 A \* 12/1999 Dolan ..... A47K 5/1209  
222/179

**1 Claim, 6 Drawing Sheets**






FIG. 1



FIG. 2




FIG. 3




FIG. 4

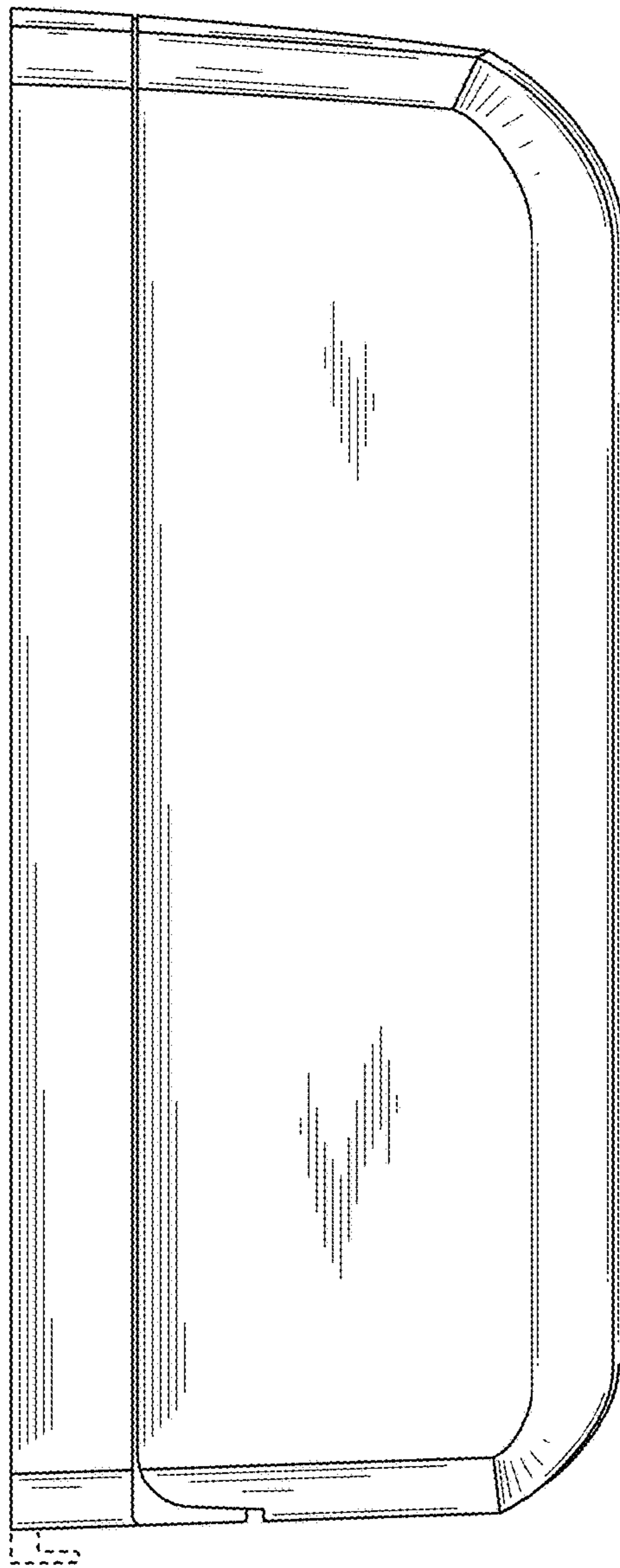


FIG. 5




FIG. 6

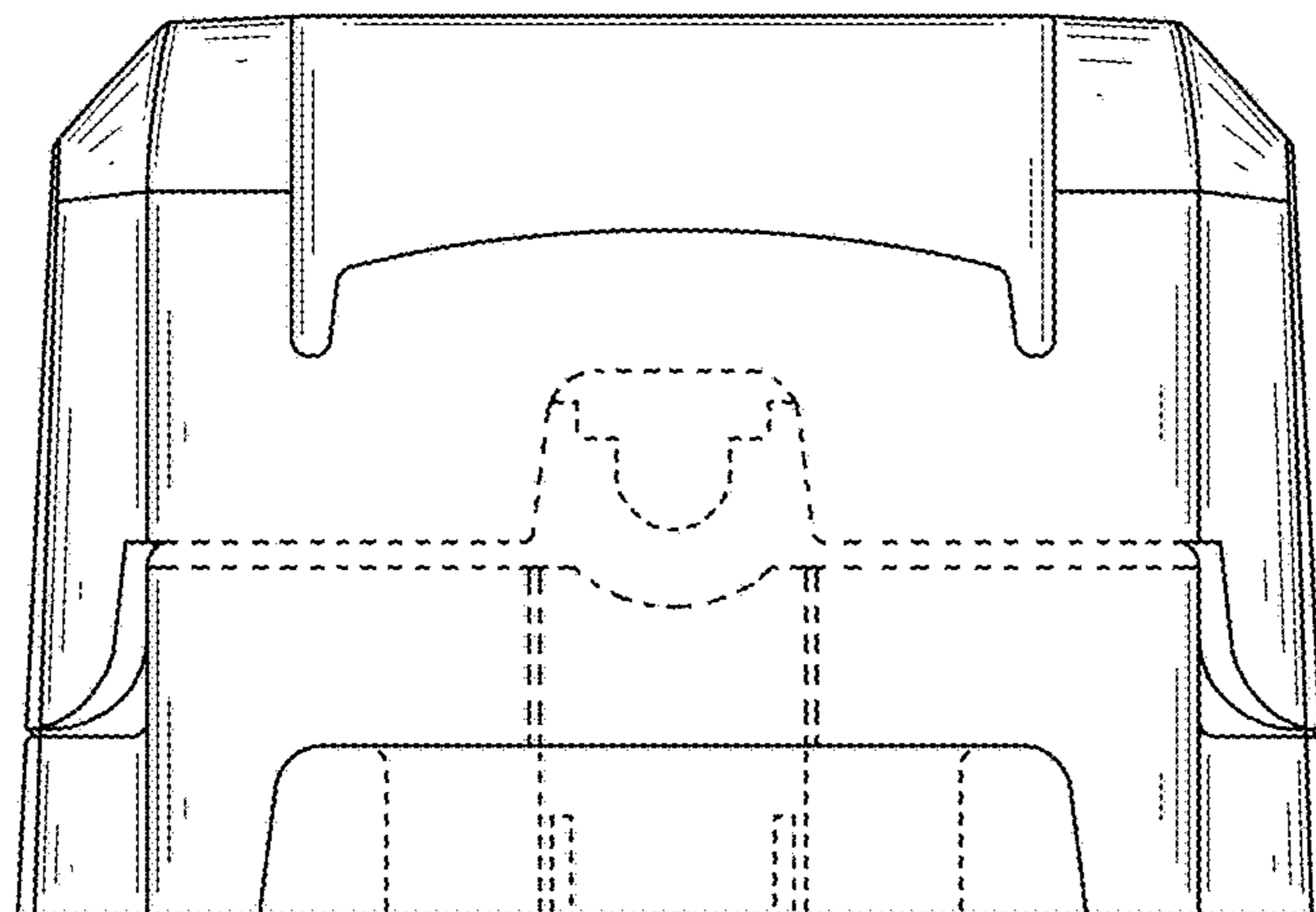


FIG. 7