



US00D855326S

(12) **United States Design Patent** (10) **Patent No.:** **US D855,326 S**
Schiller et al. (45) **Date of Patent:** **** Aug. 6, 2019**

(54) **TAG LOOP CARRIER**

(71) Applicant: **Bedford Industries, Inc.**, Worthington, MN (US)

(72) Inventors: **David Schiller**, Sioux Falls, SD (US);
Curtis John Heinrichs, Sibley, IA (US)

(73) Assignee: **Bedford Industries, Inc.**, Worthington, MN (US)

(**) Term: **15 Years**

(21) Appl. No.: **29/643,705**

(22) Filed: **Apr. 11, 2018**

Related U.S. Application Data

(60) Division of application No. 29/569,353, filed on Jun. 27, 2016, now Pat. No. Des. 816,341, which is a division of application No. 29/542,306, filed on Oct. 13, 2015, now Pat. No. Des. 762,985, which is a continuation of application No. 29/496,818, filed on Jul. 17, 2014, now abandoned, which is a division of application No. 29/437,913, filed on Nov. 21, 2012, now Pat. No. Des. 712,154.

(51) **LOC (12) Cl.** **03-01**

(52) **U.S. Cl.**
USPC **D3/318**

(58) **Field of Classification Search**
USPC D3/318, 328
CPC G09F 3/18; G09F 3/08; G09F 3/14; B65D 69/00; B65B 51/043

See application file for complete search history.

(56) **References Cited**

U.S. PATENT DOCUMENTS

7,418,987 B2 * 9/2008 Duffy A45C 1/06
150/136
7,836,622 B1 * 11/2010 King G09F 3/14
206/820
D670,914 S * 11/2012 Price D3/260
2009/0188144 A1 * 7/2009 Ludlow G09F 3/04
40/665

* cited by examiner

Primary Examiner — Holly H Baynham

(74) *Attorney, Agent, or Firm* — James L. Young;
Westman, Champlin & Koehler, P.A.

(57) **CLAIM**

The ornamental design for a tag loop carrier, as shown and described.

DESCRIPTION

FIG. 1 is a front view of a tag loop carrier;
FIG. 2 is a back view thereof;
FIG. 3 is a top view thereof;
FIG. 4 is a bottom view thereof;
FIG. 5 is a side view thereof; as taken from the left side of FIG. 1;
FIG. 6 is a side view thereof; as taken from the right side of FIG. 1; and,
FIG. 7 is a sectional view as taken along lines 7-7 in FIG. 1.

The evenly spaced broken lines are for the purposes of illustrating portions of the carrier and form no part of the claimed design. The dot-dash-dot lines in the drawings indicate that any portion of the article beyond what is shown forms no part of the claimed design.

1 Claim, 2 Drawing Sheets

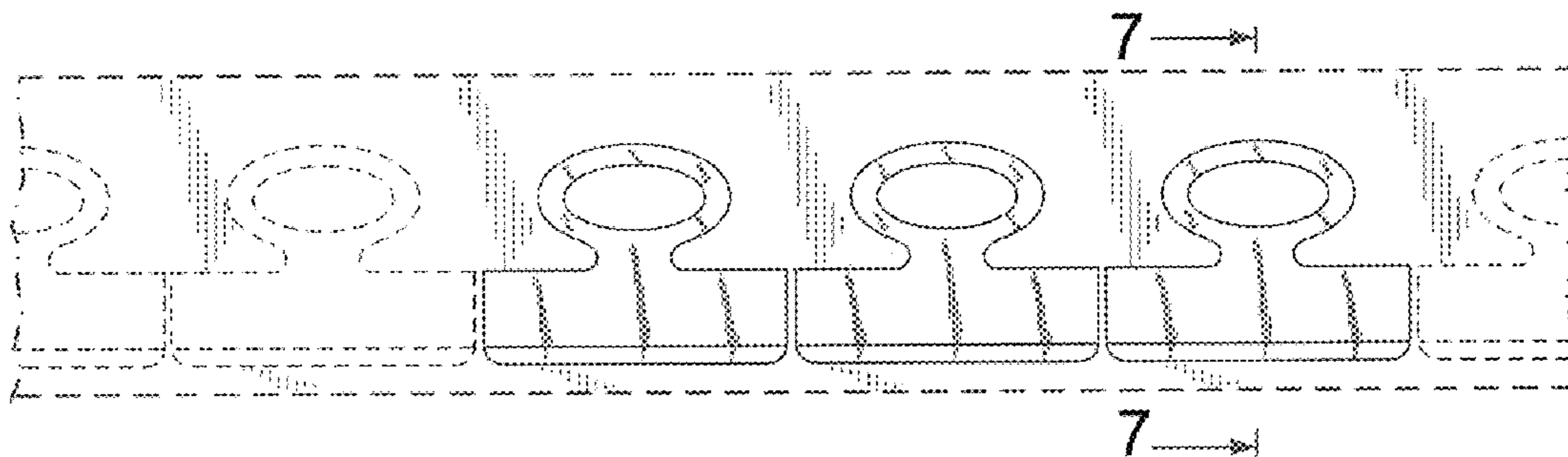


FIG. 3



FIG. 5

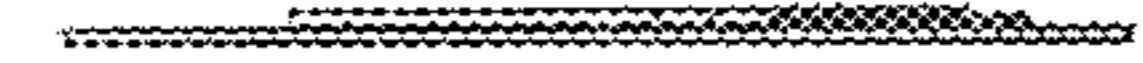


FIG. 1

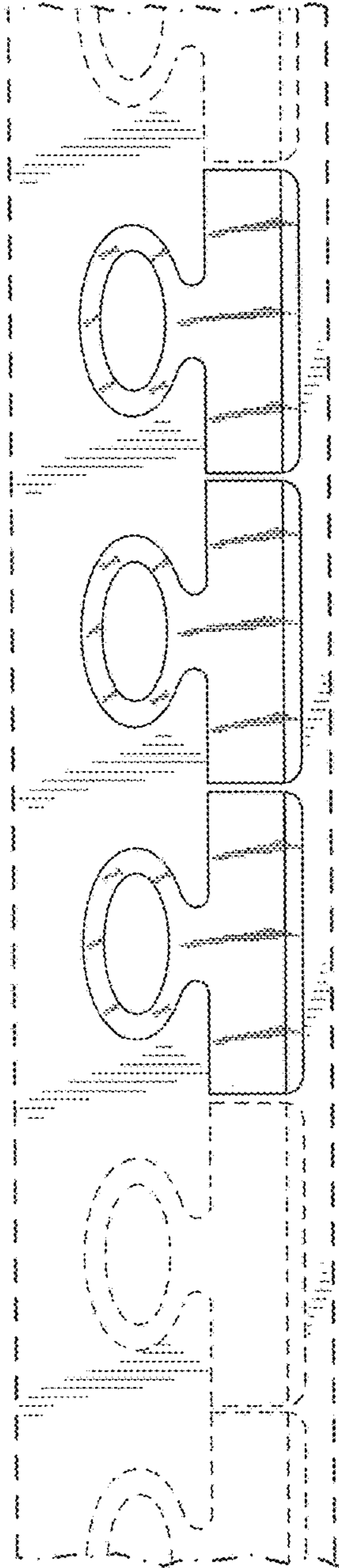


FIG. 6





FIG. 4



FIG. 2



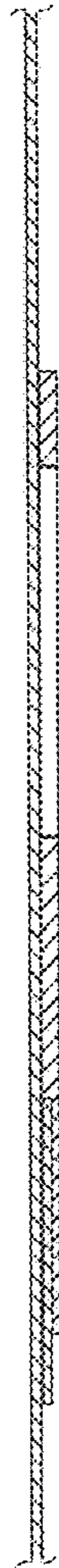


FIG. 7