



US00D855307S

(12) **United States Design Patent**
Rao et al.

(10) **Patent No.:** **US D855,307 S**

(45) **Date of Patent:** **** Aug. 6, 2019**

- (54) **UMBRELLA MISTING SYSTEM**
- (71) Applicant: **Raj Rao**, Newport Coast, CA (US)
- (72) Inventors: **Raj Rao**, Newport Coast, CA (US);
Andrew Namminga, Newport Beach, CA (US)
- (73) Assignee: **Raj Rao**, Newport Coast, CA (US)
- (**) Term: **15 Years**
- (21) Appl. No.: **29/612,854**
- (22) Filed: **Aug. 4, 2017**
- (51) **LOC (12) Cl.** **03-03**
- (52) **U.S. Cl.**
USPC **D3/13**
- (58) **Field of Classification Search**
USPC D3/5, 6, 10, 12, 13, 14, 16; D8/107;
D23/213, 214
CPC A45B 3/00; A45B 2009/002; A45B 9/02;
A45B 2025/003; A45B 25/165; A45B
2200/1009; A45B 2200/1045
See application file for complete search history.

(56) **References Cited**

U.S. PATENT DOCUMENTS

5,000,384	A *	3/1991	Arnold	A47C 1/14 165/48.2
5,143,107	A *	9/1992	Kelley	A45B 3/00 135/16
5,299,588	A *	4/1994	MacLeod	A45B 11/00 135/16
5,390,852	A *	2/1995	Schuenemann	A47C 1/14 239/263.1
D412,199	S *	7/1999	Louis	D23/213
D416,073	S *	11/1999	Louis	D23/213
5,979,793	A *	11/1999	Louis	A45B 3/00 135/16

6,024,264	A *	2/2000	Java	A45B 3/00 135/16
D422,051	S *	3/2000	Louis, Jr.	D23/213
6,158,669	A *	12/2000	Louis	B05B 9/0805 239/146
6,298,866	B1 *	10/2001	Molnar, IV	A45B 3/00 108/50.12
6,612,713	B1 *	9/2003	Kuelbs	A45B 3/00 362/102
6,659,366	B1 *	12/2003	Walters	B05B 9/0838 222/206
D485,151	S *	1/2004	Lee	D8/107
6,682,000	B1 *	1/2004	Apple	A45B 3/00 239/289
6,886,759	B1 *	5/2005	Okronick	A45B 3/00 239/16

(Continued)

Primary Examiner — John Windmuller

Assistant Examiner — Steven J Czyz

(74) *Attorney, Agent, or Firm* — Rosenberg, Klein & Lee

(57) **CLAIM**

The ornamental design for an umbrella misting system, as shown and described.

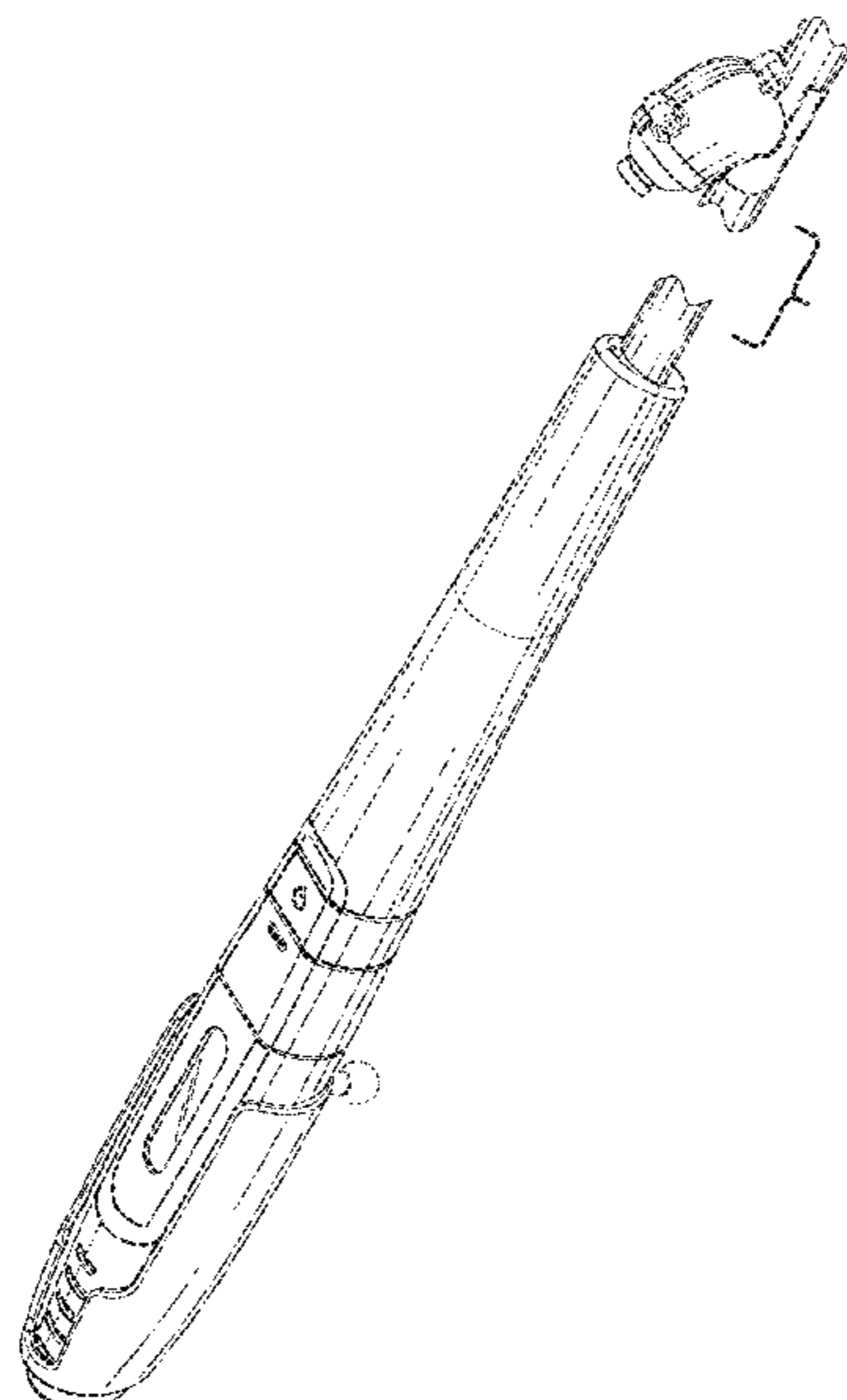
DESCRIPTION

FIG. 1 is a perspective view of an umbrella misting system; FIG. 2 is a left side elevation view thereof; FIG. 3 is a right side elevation view thereof; FIG. 4 is a front elevation view thereof; FIG. 5 is a rear elevation view thereof; FIG. 6 is a top plan view thereof; FIG. 7 is a bottom plan view thereof; and, FIG. 8 is a perspective view of the umbrella misting system shown in use with environment.

The umbrella misting system is shown broken away in FIGS. 1-7 for ease of disclosure only.

The broken lines depict portions of the article and environment that form no part of the claimed design.

1 Claim, 5 Drawing Sheets



(56)

References Cited

U.S. PATENT DOCUMENTS

7,150,162 B1 *	12/2006	Brunner	B62B 9/00	2005/0247074 A1 *	11/2005	Ellicott	F24F 1/025
				62/306					62/261
7,252,329 B1 *	8/2007	O'Meally	A47C 1/143	2006/0042293 A1 *	3/2006	Ma	A45B 3/00
				297/180.15					62/304
7,412,984 B1 *	8/2008	Spencer	A45B 3/00	2008/0011878 A1 *	1/2008	Maples	B05B 1/205
				135/16					239/281
7,497,225 B1 *	3/2009	Klein, Jr.	A45B 3/00	2008/0048051 A1 *	2/2008	Chang	A45B 3/00
				135/118					239/289
D656,807 S *	4/2012	Lucio	D8/107	2008/0179426 A1 *	7/2008	Johnson	A45B 3/00
8,496,232 B1 *	7/2013	Nelson	F24F 5/0035					239/289
				261/28	2010/0078051 A1 *	4/2010	O'Neill	A45B 3/00
D695,002 S *	12/2013	Kato	D3/5					135/16
D703,290 S *	4/2014	Mora	D23/213	2010/0123023 A1 *	5/2010	Schnuckle	A45B 27/00
D721,274 S *	1/2015	Herbst	D9/448					239/289
D727,465 S *	4/2015	Gladstone	D23/214	2012/0103376 A1 *	5/2012	Becher	A45B 3/00
9,072,349 B1 *	7/2015	Thompson	A45B 25/00					135/16
D757,237 S *	5/2016	Gonzalez	D23/328	2013/0213446 A1 *	8/2013	Rao	A45B 3/00
9,554,630 B1 *	1/2017	Patel	A45B 25/02					135/16
D789,764 S *	6/2017	Meier	D4/138	2014/0190539 A1 *	7/2014	Mentuis	E04H 15/50
2002/0078985 A1 *	6/2002	Farr	A45B 3/00					135/96
				135/16	2014/0360543 A1 *	12/2014	Steiner	A45B 3/00
2004/0129303 A1 *	7/2004	Dong	A45B 3/00					135/66
				135/16	2015/0144165 A1 *	5/2015	Rao	A45B 3/00
2005/0161066 A1 *	7/2005	Ma	A45B 23/00					135/16
				135/16	2016/0207058 A1 *	7/2016	Mangum	B05B 9/0423
2005/0172987 A1 *	8/2005	Byrnes	A45B 3/00	2017/0083050 A1 *	3/2017	Chen	B05B 15/68
				135/33.5	2017/0196323 A1 *	7/2017	Rao	A45B 25/18
					2018/0049523 A1 *	2/2018	Zadie	A45B 3/04

* cited by examiner

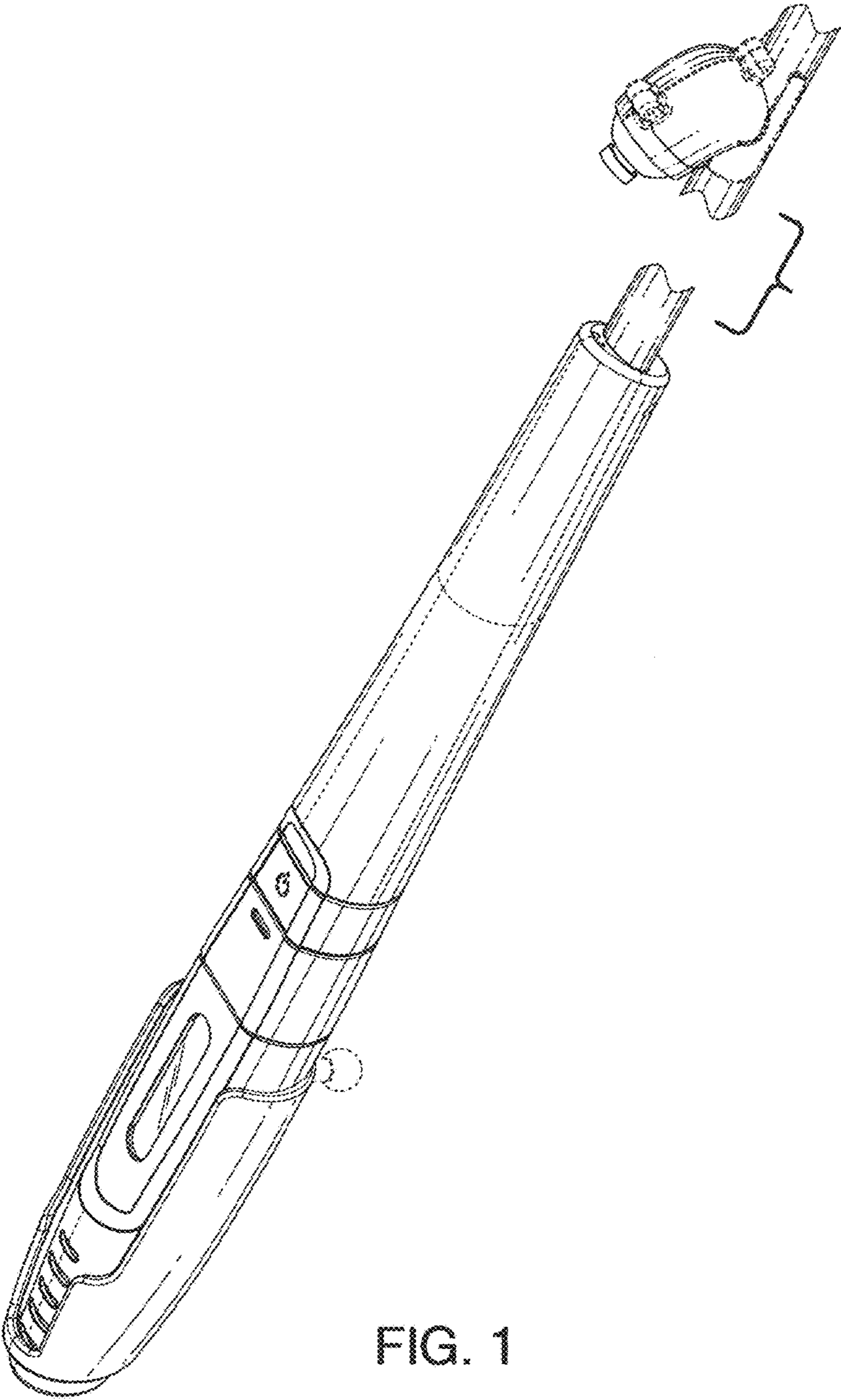


FIG. 1

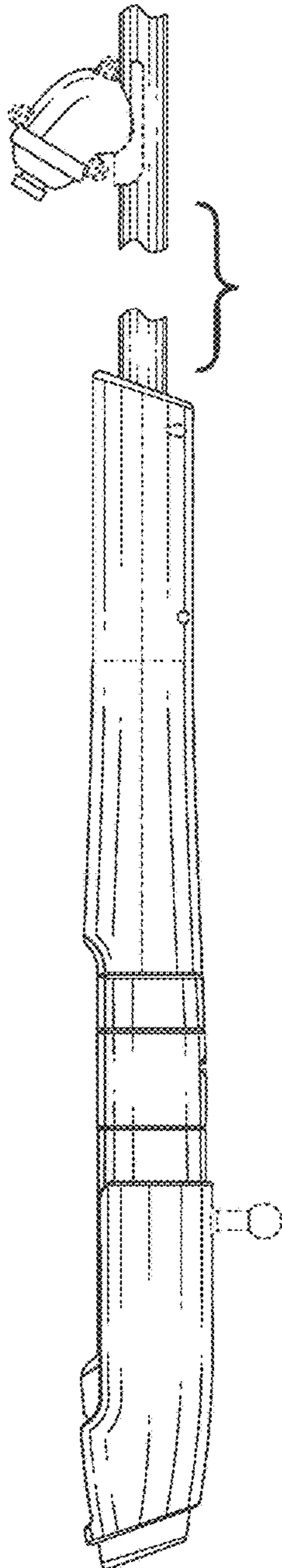


FIG. 2

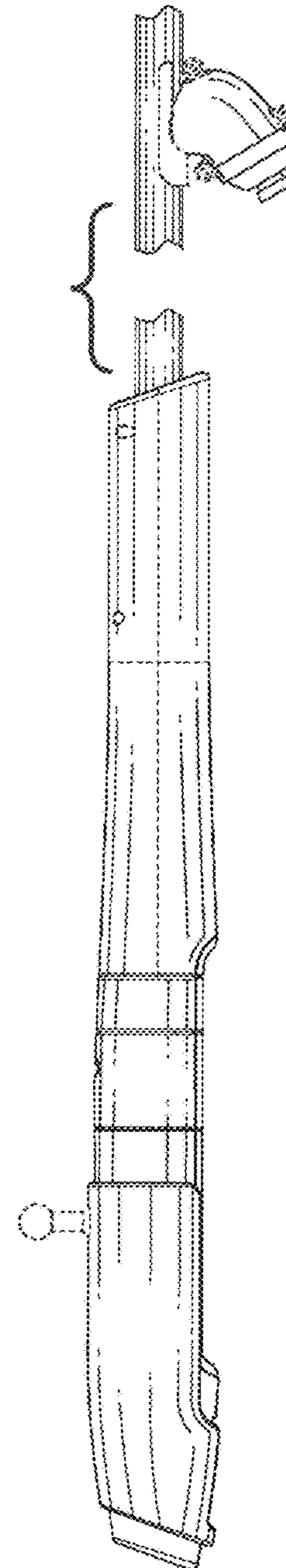


FIG. 3

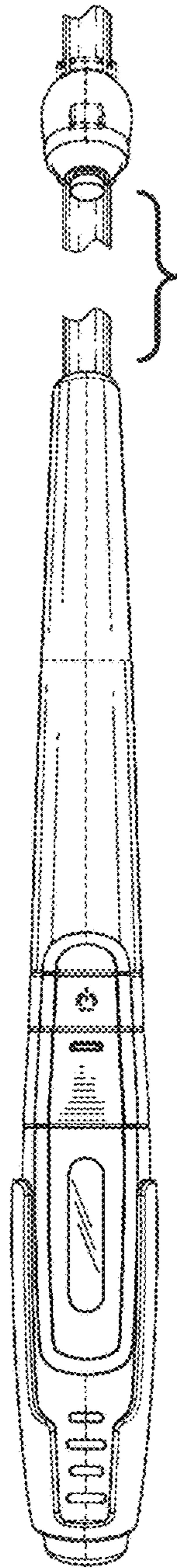


FIG. 4




FIG. 5

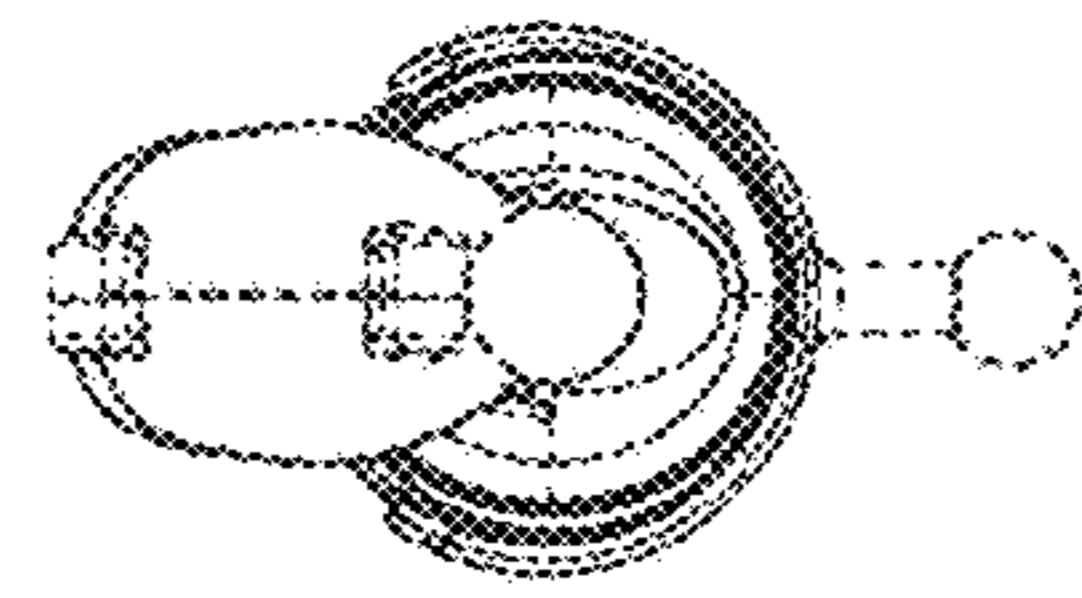


FIG. 6

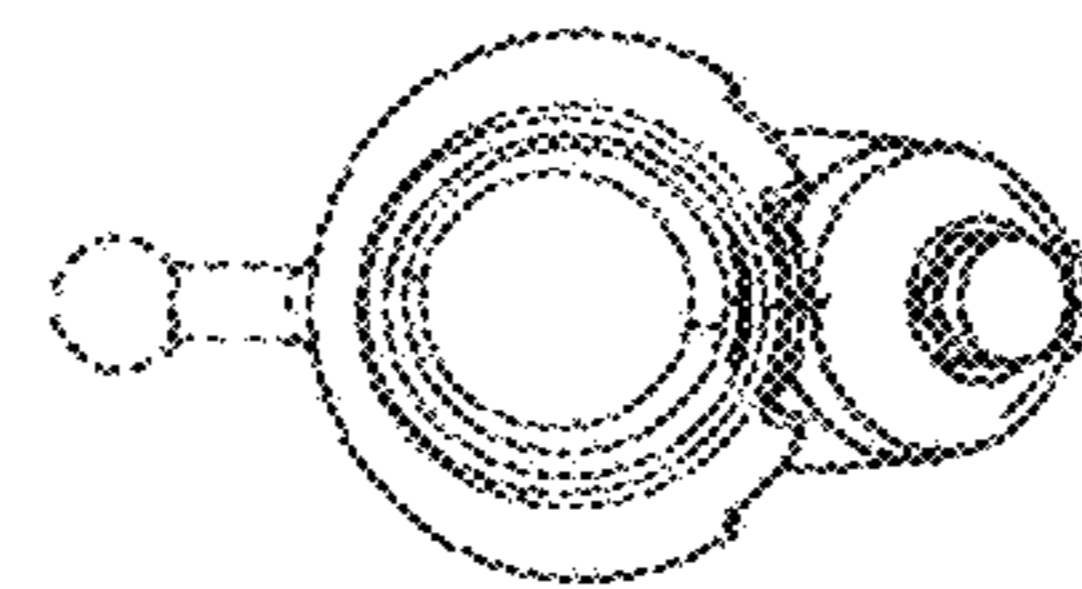


FIG. 7

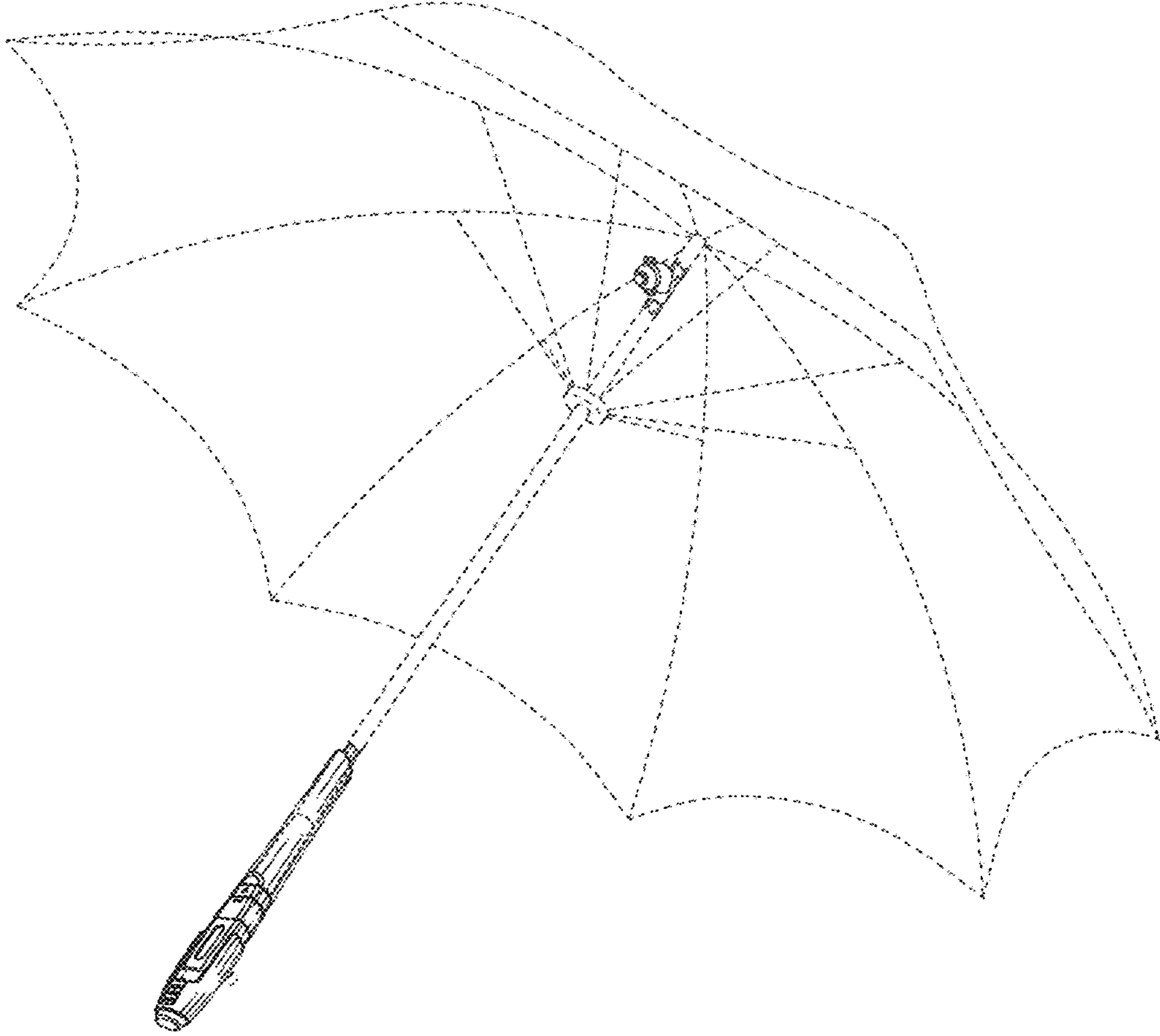


FIG. 8