



US00D855306S

(12) **United States Design Patent**  
**Liang**

(10) **Patent No.:** **US D855,306 S**

(45) **Date of Patent:** **\*\* Aug. 6, 2019**

(54) **SOCK**

(71) Applicant: **SUNPOLAR International Co., Ltd.**,  
Changhua County (TW)

(72) Inventor: **Shou Hsiu Liang**, Changhua County  
(TW)

(73) Assignee: **SUNPOLAR INTERNATIONAL CO., LTD.**,  
Changhua County (TW)

(\*\*) Term: **15 Years**

(21) Appl. No.: **29/643,570**

(22) Filed: **Apr. 10, 2018**

(51) **LOC (12) Cl.** ..... **02-04**

(52) **U.S. Cl.**  
USPC ..... **D2/980**; D24/192

(58) **Field of Classification Search**  
USPC ..... D2/980-994; D24/192; 2/239-242;  
D5/11, 19, 47, 61  
CPC . D04B 1/26; D04B 1/265; D04B 1/02; D04B  
1/108; D04B 1/12; D04B 1/18; D04B  
15/48; D04B 15/50; D04B 21/18; A61F  
13/08; A61F 13/064; A61F 13/066; A61F  
13/067; A61F 11/003; A61F 11/02; A61F  
11/00

See application file for complete search history.

(56) **References Cited**

**U.S. PATENT DOCUMENTS**

- 2,092,616 A \* 9/1937 Ruckel ..... D04B 1/26  
66/182
- 2,111,472 A \* 3/1938 Horn ..... D04B 1/18  
66/189

- D559,526 S \* 1/2008 Schilliro' ..... D2/980
- D643,208 S \* 8/2011 Schmidt ..... D2/984
- D710,593 S \* 8/2014 Goodman ..... D2/980
- D752,334 S \* 3/2016 Easter ..... D2/980
- D773,798 S \* 12/2016 Amis ..... D2/994
- D774,744 S \* 12/2016 Williams ..... D2/980
- D822,367 S \* 7/2018 McTaggart ..... D2/994
- D844,157 S \* 3/2019 Lind ..... D24/192

**OTHER PUBLICATIONS**

Anti-Emboloc Stockings, posted at sunpolar.com.tw, no posting date, online, URL: [https://www.sunpolar.com.tw/products/ins.php?index\\_id=27](https://www.sunpolar.com.tw/products/ins.php?index_id=27) (Year: 2019).\*

\* cited by examiner

*Primary Examiner* — Barbara Fox

*Assistant Examiner* — Mary Shannon Malley

(74) *Attorney, Agent, or Firm* — WPAT, PC

(57) **CLAIM**

The ornamental design for a sock, as shown and described.

**DESCRIPTION**

FIG. 1 is a perspective view of a sock showing my new design;

FIG. 2 is a front elevational view thereof;

FIG. 3 is a rear elevational view thereof;

FIG. 4 is a left side elevational view thereof;

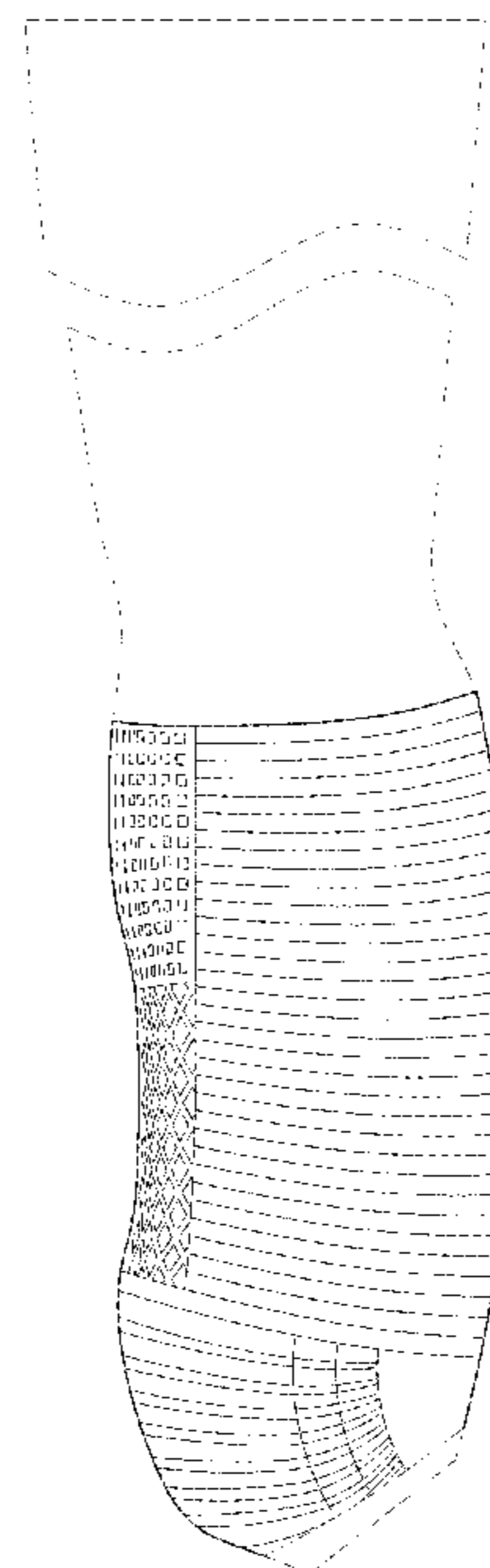
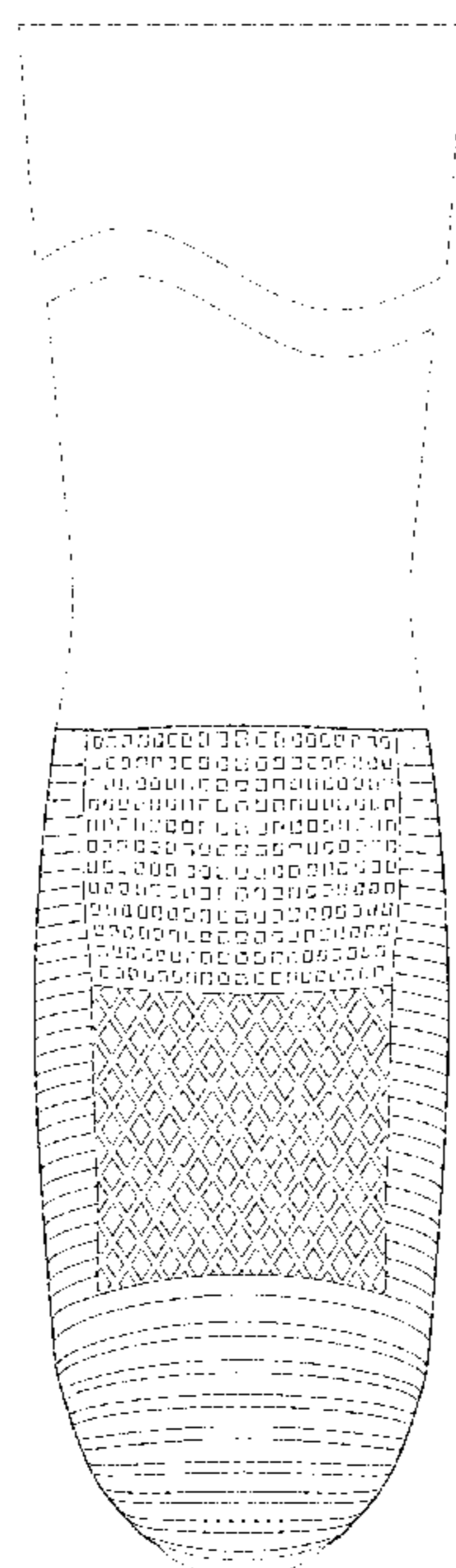
FIG. 5 is a right side elevational view thereof;

FIG. 6 is a top plan view thereof; and,

FIG. 7 is a bottom plan view thereof.

The broken lines shown in the drawings depict portions of the sock that form no part of the claimed design.

**1 Claim, 6 Drawing Sheets**



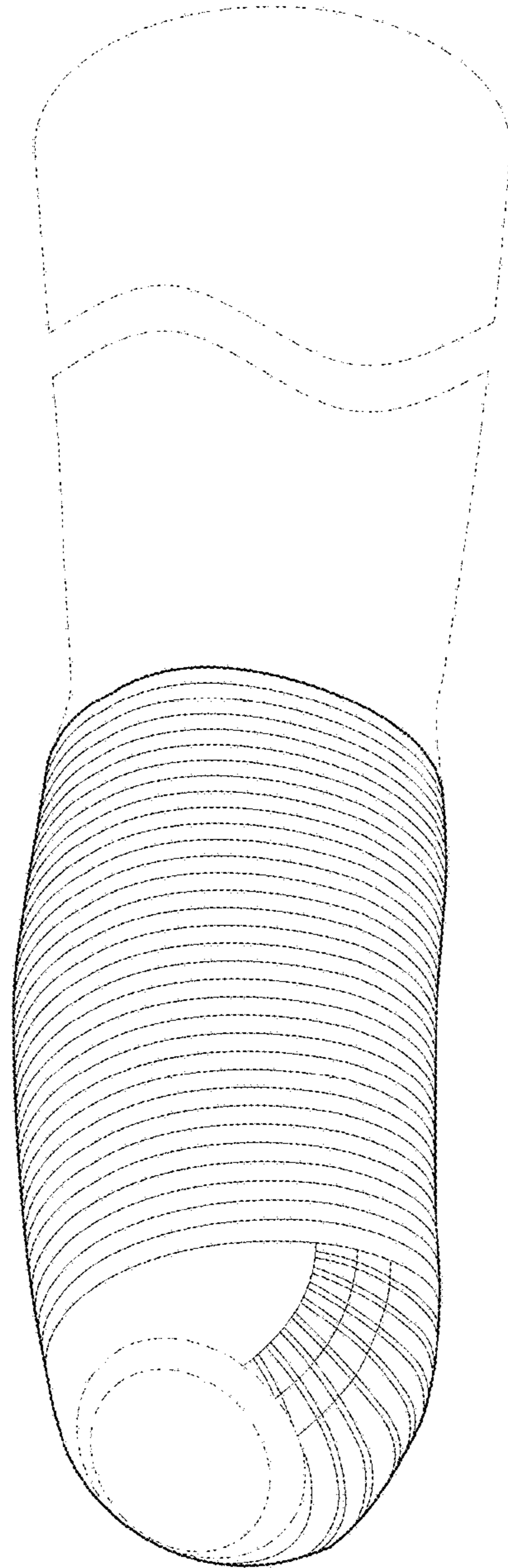


FIG. 1

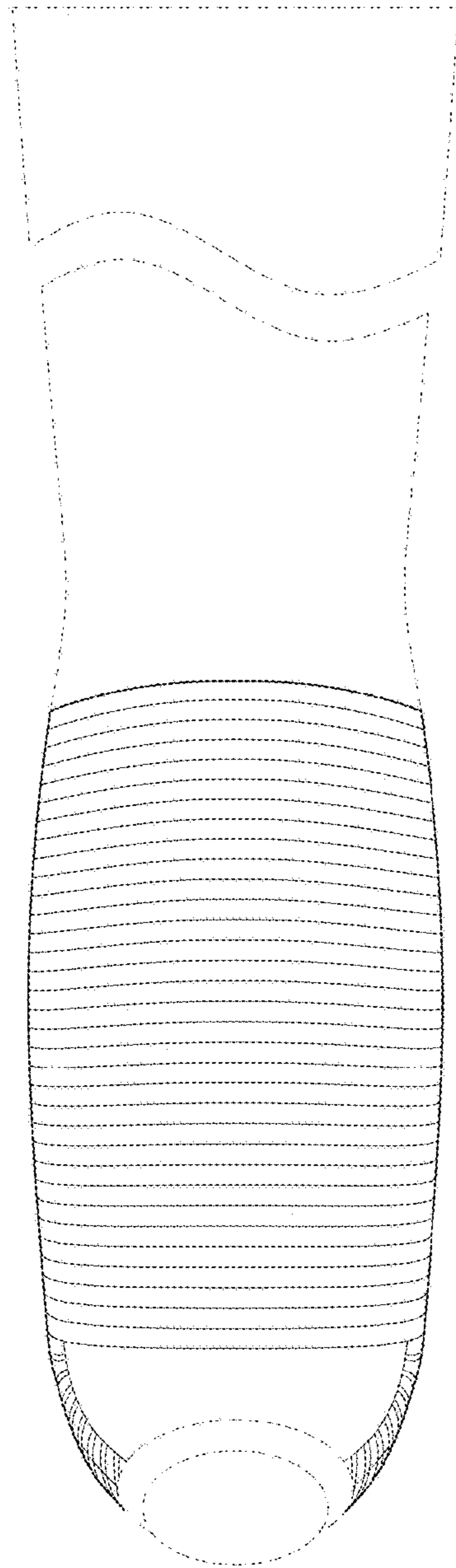


FIG. 2

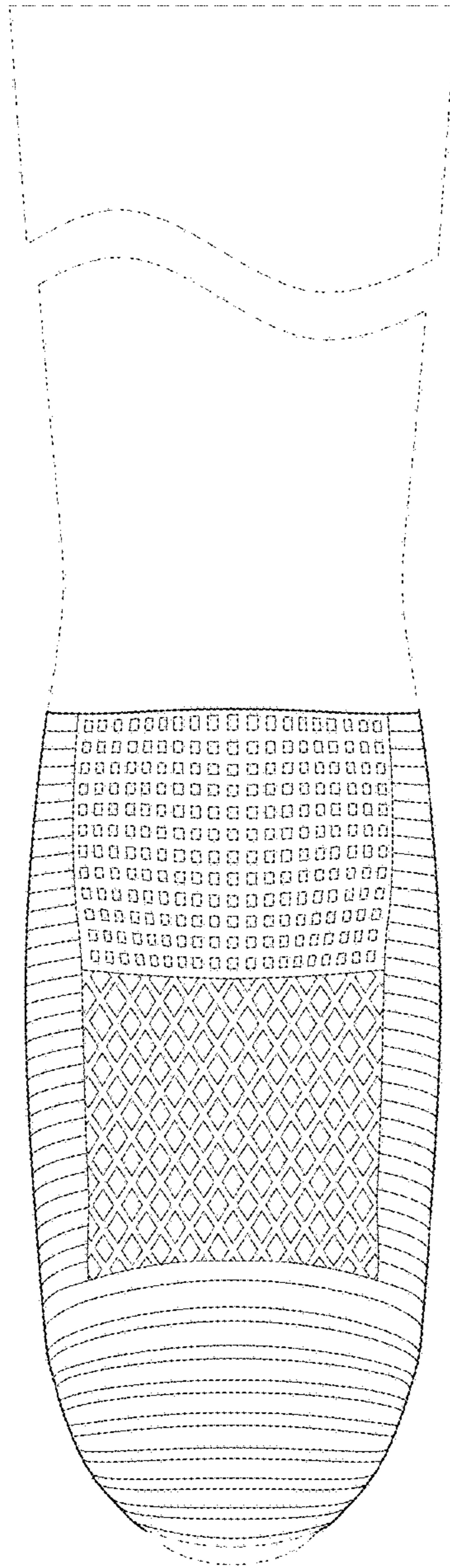


FIG. 3

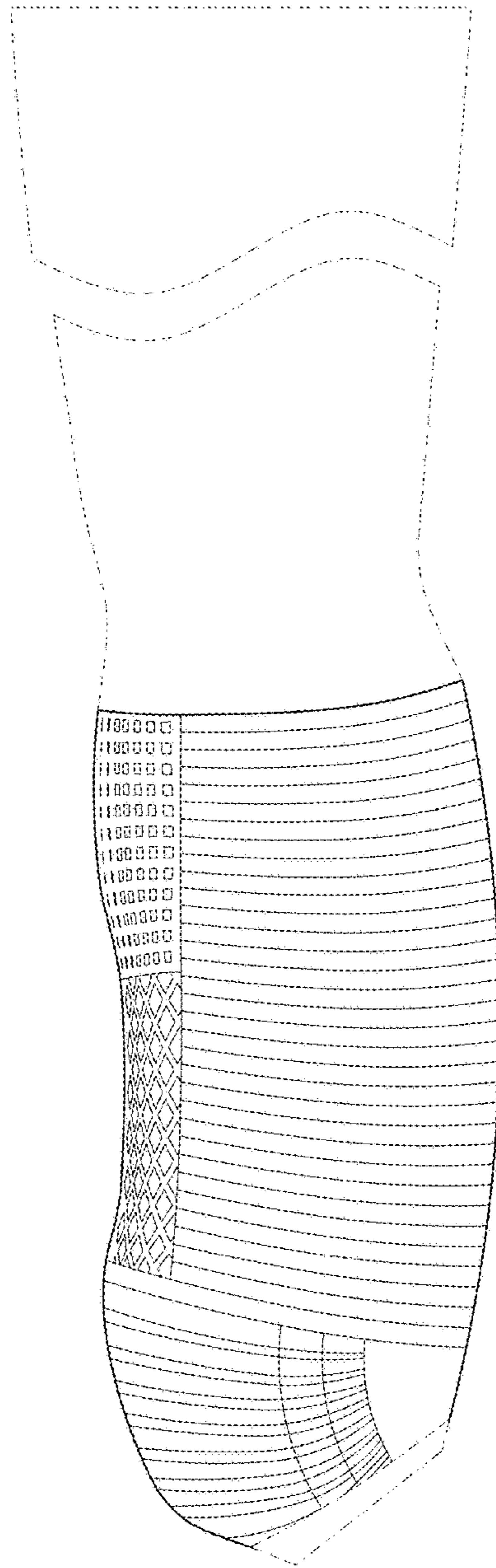


FIG. 4

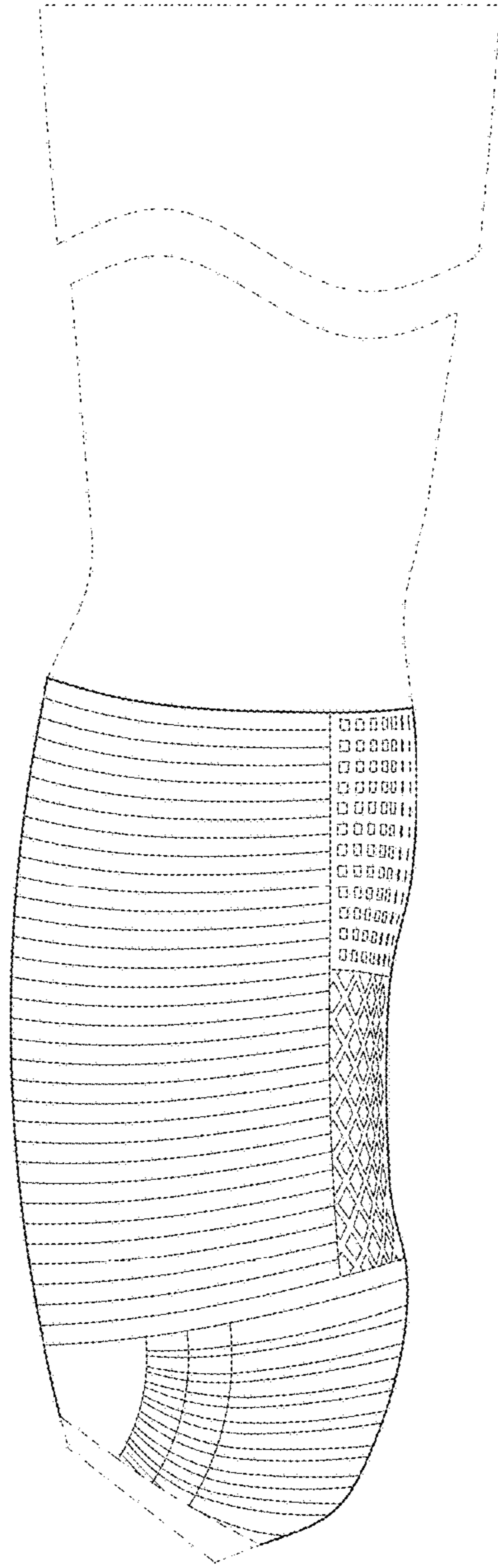


FIG. 5

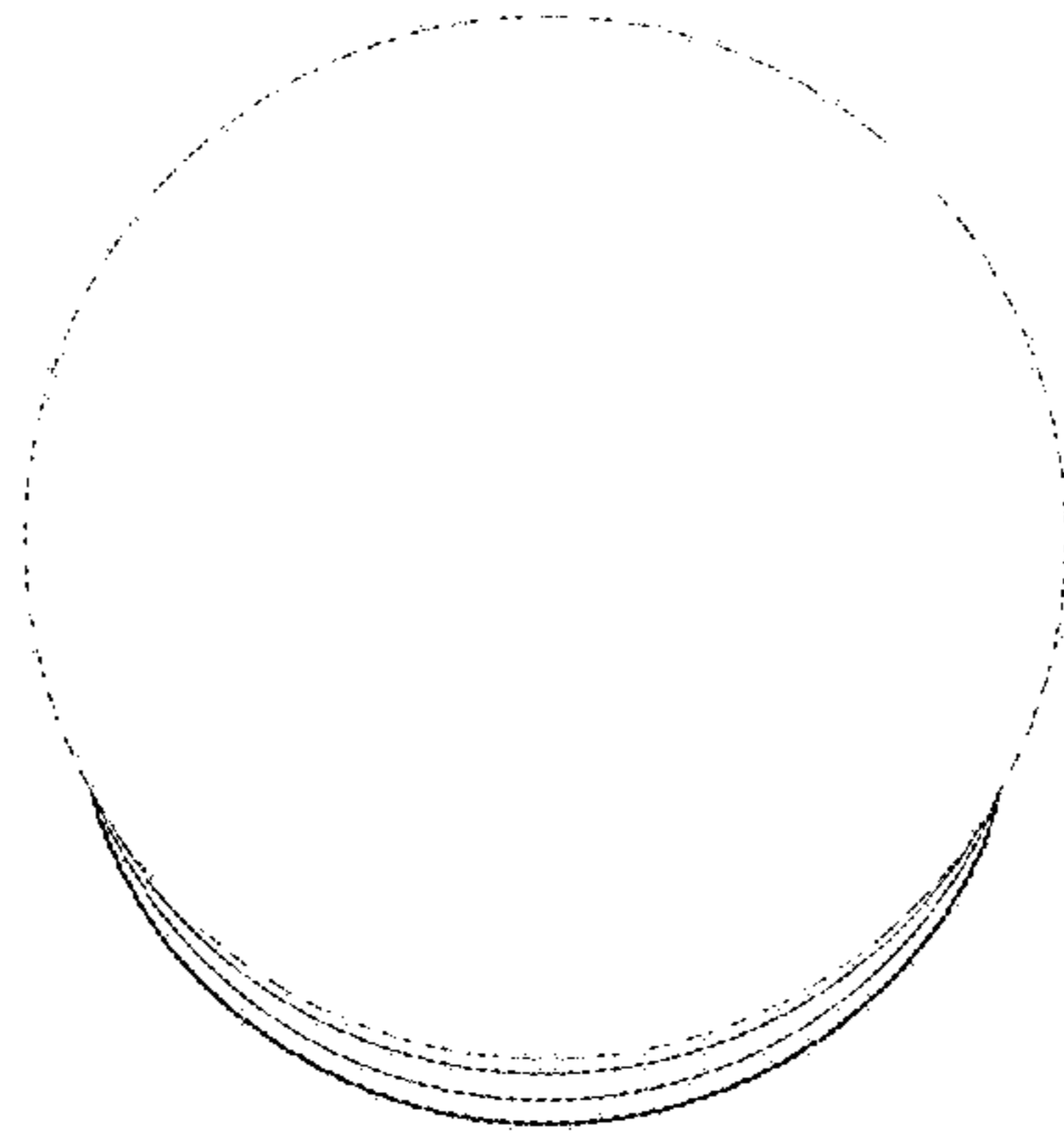


FIG. 6

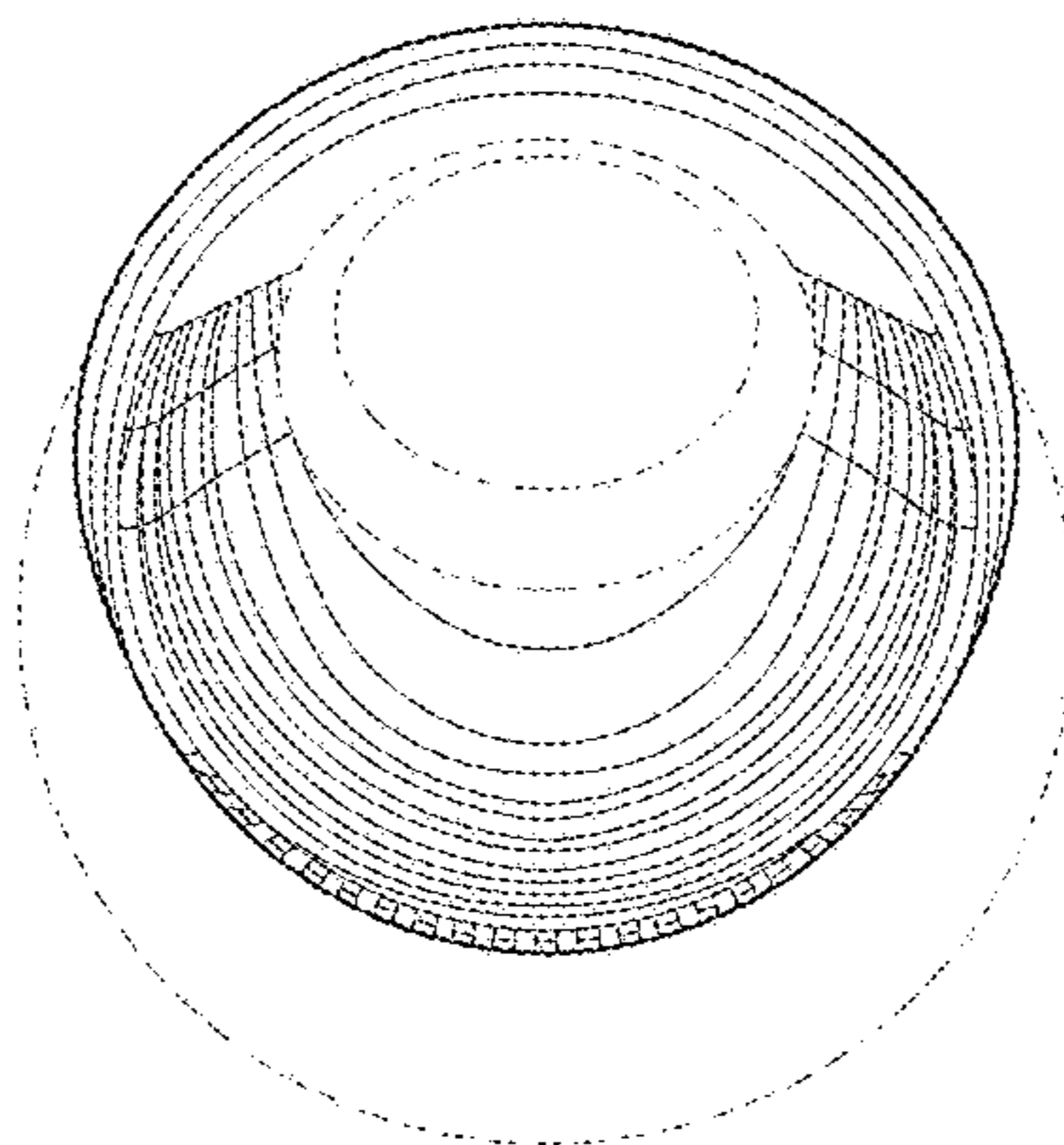


FIG. 7