



US00D855305S

(12) **United States Design Patent** (10) **Patent No.:** **US D855,305 S**
Hara et al. (45) **Date of Patent:** **** Aug. 6, 2019**

(54) **SOCK WITH NONSLIP PART**
(71) Applicant: **OKAMOTO Corporation**, Nara (JP)
(72) Inventors: **Susumu Hara**, Nara (JP); **Naomi Hamazaki**, Nara (JP); **Atsushi Tomohisa**, Nara (JP); **Chika Watatani**, Nara (JP)
(73) Assignee: **OKAMOTO Corporation**, Nara (JP)
(**) Term: **15 Years**
(21) Appl. No.: **29/628,322**
(22) Filed: **Dec. 4, 2017**
(51) **LOC (12) Cl.** **02-04**
(52) **U.S. Cl.**
USPC **D2/980**
(58) **Field of Classification Search**
USPC D2/980-994; D24/192; 2/239-242;
D19/40, 5, 10, 12, 1, 2, 6; D25/113, 114,
(Continued)

(56) **References Cited**
U.S. PATENT DOCUMENTS
D255,692 S * 7/1980 Fennell D18/25
5,792,093 A 8/1998 Tanaka
(Continued)

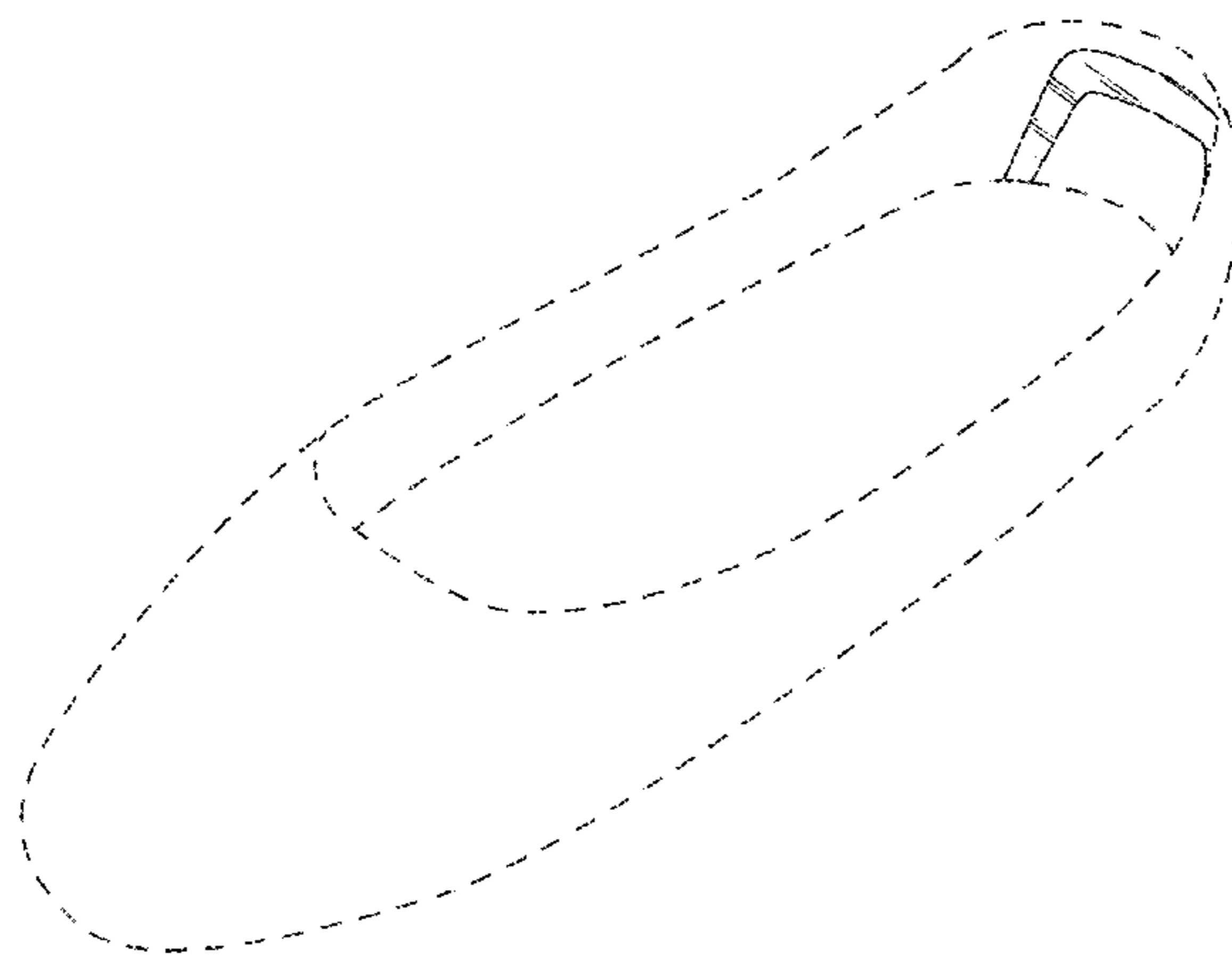
FOREIGN PATENT DOCUMENTS
JP 3182636 U 4/2013
JP 2016-141904 A 8/2016
KR 2016-0072005 A 5/2016

OTHER PUBLICATIONS
1 Pc Nail Peel Off Tape Sticker Palisade U Shaped Gel Polish Painting Drawing Stamping Top Coat Cover Manicure Tool Multicolor, posted at vova.com, no posting date, online, URL:https://www.vova.com/1pc-Nail-Peel-Off-Tape-Sticker-Palisade-U-Shaped-Gel-Polish-Painting-SN1524275105085354-g191841-m1191759 (Year: 2019).*
(Continued)

Primary Examiner — Anhdao Doan
Assistant Examiner — Mary Shannon Malley
(74) *Attorney, Agent, or Firm* — Mintz Levin Cohn Ferris Glovsky and Popeo, P.C.; David G. Conlin; Steven M. Jensen

(57) **CLAIM**
The ornamental design for a sock with nonslip part, as shown and described.

DESCRIPTION
FIG. 1 is a top plan view illustrating an interior of a sock with nonslip part in a collapsed state in accordance with a first embodiment of our new design;
FIG. 2 is a left side elevational view thereof;
FIG. 3 is a right side elevational view thereof;
FIG. 4 is a front elevational view thereof, where a rear elevational view is identical;
FIG. 5 is a top plan view illustrating an exterior of the sock with nonslip part in the collapsed state in accordance with the first embodiment of our new design;
FIG. 6 is a bottom plan view thereof;
FIG. 7 is a cross sectional view along the line 7-7 in FIG. 5;
FIG. 8 is a front and left perspective view illustrating the sock with nonslip part in a three-dimensional, erected state in accordance with the first embodiment of our new design;
FIG. 9 is a top plan view illustrating an interior of a sock with nonslip part in a collapsed state in accordance with a second embodiment of our new design;
FIG. 10 is a left side elevational view thereof;
FIG. 11 is a right side elevational view thereof;
FIG. 12 is a front elevational view thereof, where a rear elevational view is identical;
FIG. 13 is a top plan view illustrating an exterior of the sock with nonslip part in the collapsed state in accordance with the second embodiment of our new design;
FIG. 14 is a bottom plan view thereof;
FIG. 15 is a cross sectional view along the line 15-15 in FIG. 13; and,
FIG. 16 is a front and left perspective view illustrating the sock with nonslip part in a three-dimensional, erected state in accordance with the second embodiment of our new design.
(Continued)



The broken lines show portions of the sock with nonslip part that form no part of the claimed design.

1 Claim, 16 Drawing Sheets

(58) **Field of Classification Search**

USPC D25/115, 118; D11/95, 184, 140, 141, D11/142, 164, 165, 108; D5/1, 2, 3, 4, D5/12, 39, 55, 58, 59, 60, 61, 63, 99; D7/409-411
 CPC . D04B 1/26; D04B 1/265; D04B 1/02; D04B 1/108; D04B 1/12; D04B 1/18; D04B 9/56; D04B 9/52; D04B 15/48; D04B 15/50; D04B 21/18; A61F 13/08; A61F 13/064; A61F 13/066; A61F 13/067; A61F 11/003; A61F 11/02; A61F 11/00; A41B 11/12; A41B 11/123; A41B 11/128; A41D 13/0587; A43B 17/14; A43B 23/28
 See application file for complete search history.

(56) **References Cited**

U.S. PATENT DOCUMENTS

D738,117	S *	9/2015	Bicking	D24/124
9,364,029	B2	6/2016	Patel	
D801,749	S *	11/2017	Wang	D7/409
D808,029	S *	1/2018	Jimenez	D24/192
D809,340	S *	2/2018	Poon	D7/409
10,034,498	B2 *	7/2018	Turner	A41D 13/015
2008/0295216	A1	12/2008	Nordstrom et al.	
2008/0301860	A1 *	12/2008	Iqbal	A41D 13/0562 2/455
2009/0113592	A1 *	5/2009	Iwata	A41D 19/01523 2/19
2010/0043124	A1 *	2/2010	Arakelian	A41B 11/02 2/239

2011/0111673	A1	5/2011	Soeda	
2012/0058316	A1	3/2012	Cherneski	
2013/0025036	A1 *	1/2013	Turner	A42B 3/125 2/455
2013/0145521	A1	6/2013	Spicuzza et al.	
2014/0115749	A1	5/2014	Weinman	
2014/0223630	A1	8/2014	Johnson	
2014/0250568	A1	9/2014	MacDonald et al.	
2015/0052663	A1	2/2015	Stallworth	
2016/0029704	A1	2/2016	Jung et al.	
2016/0081836	A1	3/2016	Sawle et al.	
2016/0206462	A1	7/2016	Iida	
2016/0219941	A1	8/2016	Hara et al.	
2017/0367898	A1 *	12/2017	Ostan	A61F 13/023
2018/0042750	A1 *	2/2018	Arbesman	A61F 5/0106

OTHER PUBLICATIONS

Tineye reverse image search of NPL reference 1Pc Nail Peel Off Tape Sticker Palisade U Shaped Gel Polish Painting Drawing Stamping Top Coat Cover Manicure Tool Multicolor, first found Jun. 3, 2018, online, URL: <https://tineye.com/search/d0fbe5d8bf296d0c048c86f3f939e19ab045e99a/> (Year: 2018).*

5 Pairs U-shaped Invisible Breast Lift Tape . . . , posted at [teknistore.com](https://www.teknistore.com/en/body-care/1271419-5-pairs-u-shaped-invisible-breast-lift-tape-bra-push-up-sticker-nipple-covers-instant-self-adhesive.html?mobile_theme_ok), no posting date, online, URL: https://www.teknistore.com/en/body-care/1271419-5-pairs-u-shaped-invisible-breast-lift-tape-bra-push-up-sticker-nipple-covers-instant-self-adhesive.html?mobile_theme_ok (Year: 2019).*

Tineye reverse image search of NPL reference 5 Pairs U-shaped Invisible Breast Lift Tape . . . , first found Jan. 22, 2017, online, URL: <https://tineye.com/search/f2311ef88b665ccb29193b6ff111ccb65e98d37/> (Year: 2017).*

FastTech > Home & Garden > Home Gadgets > S-321 3M Stickers for Horseshoe Display Stand (10-Pair), posted at [fasttech.com](https://www.fasttech.com/products/2250/10013366/2258508-s-321-3m-stickers-for-horseshoe-display-stand-10), no posting date available, online, URL: <https://www.fasttech.com/products/2250/10013366/2258508-s-321-3m-stickers-for-horseshoe-display-stand-10> (Year: 2019).*

U.S. Appl. No. 29/604,030, filed May 15, 2017.

* cited by examiner

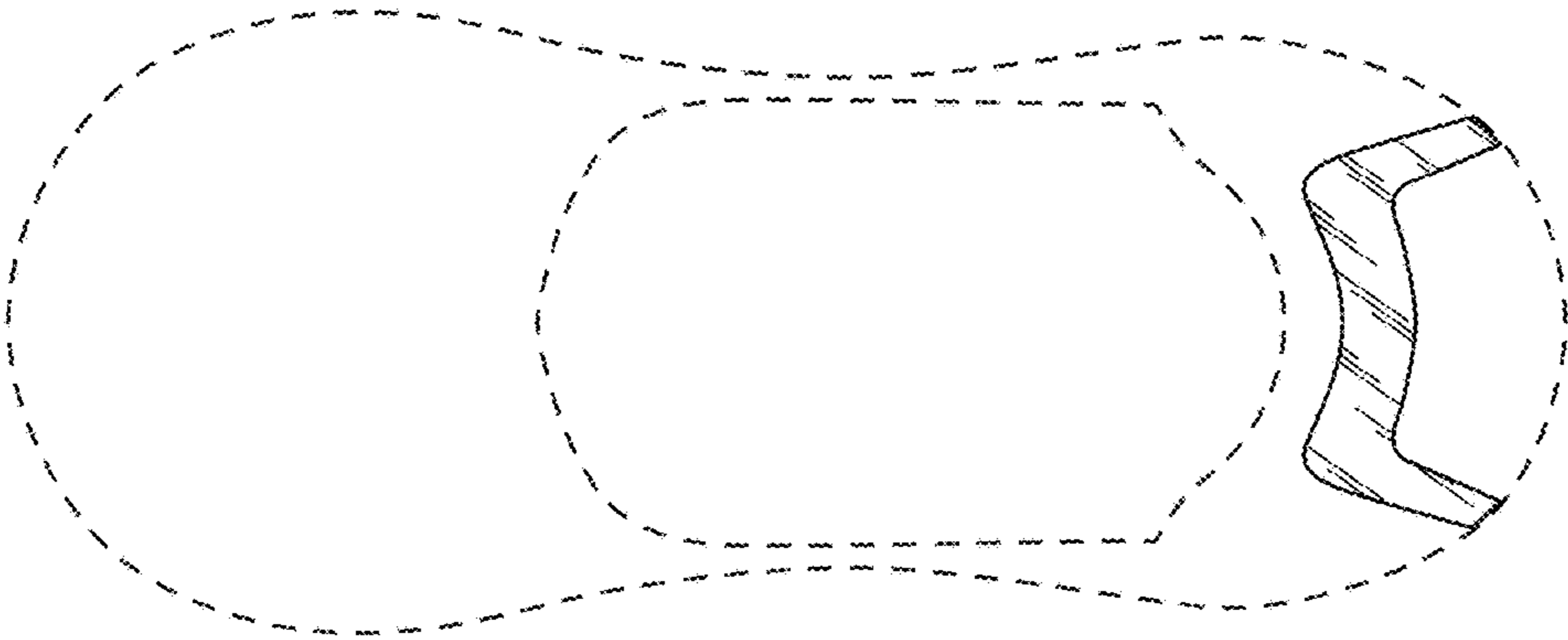


FIG. 1



FIG. 2



FIG. 3



FIG. 4

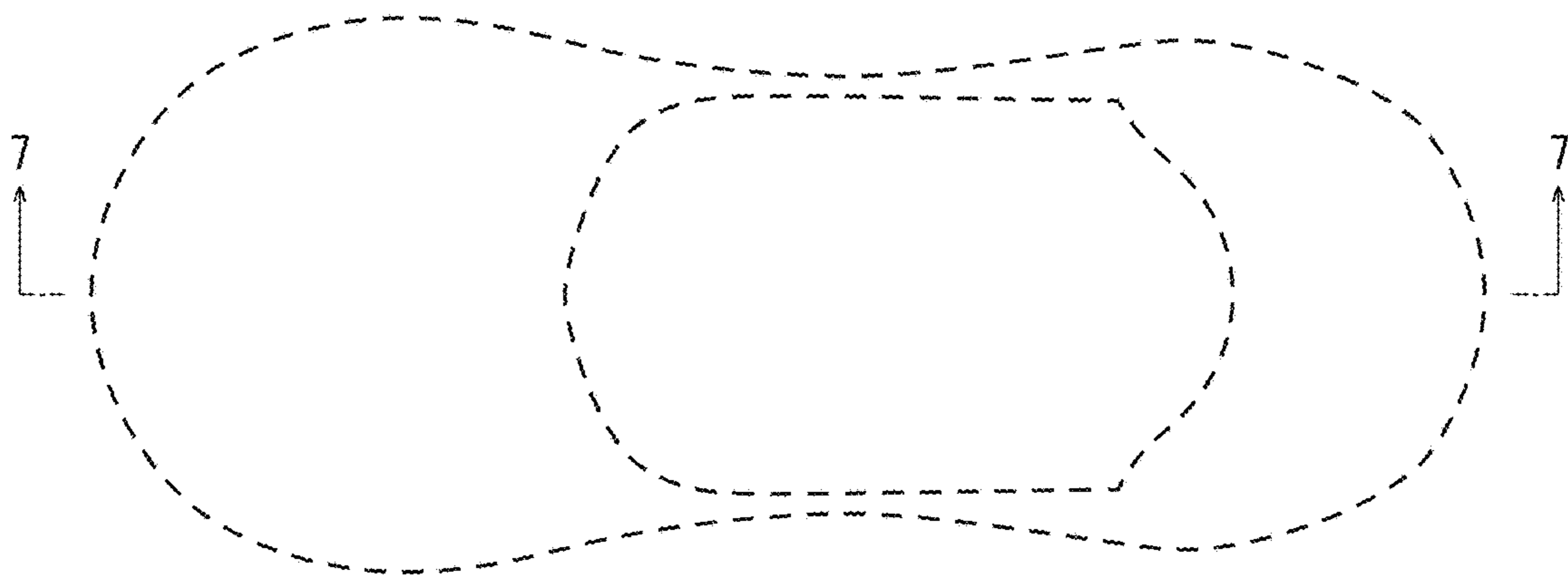


FIG. 5

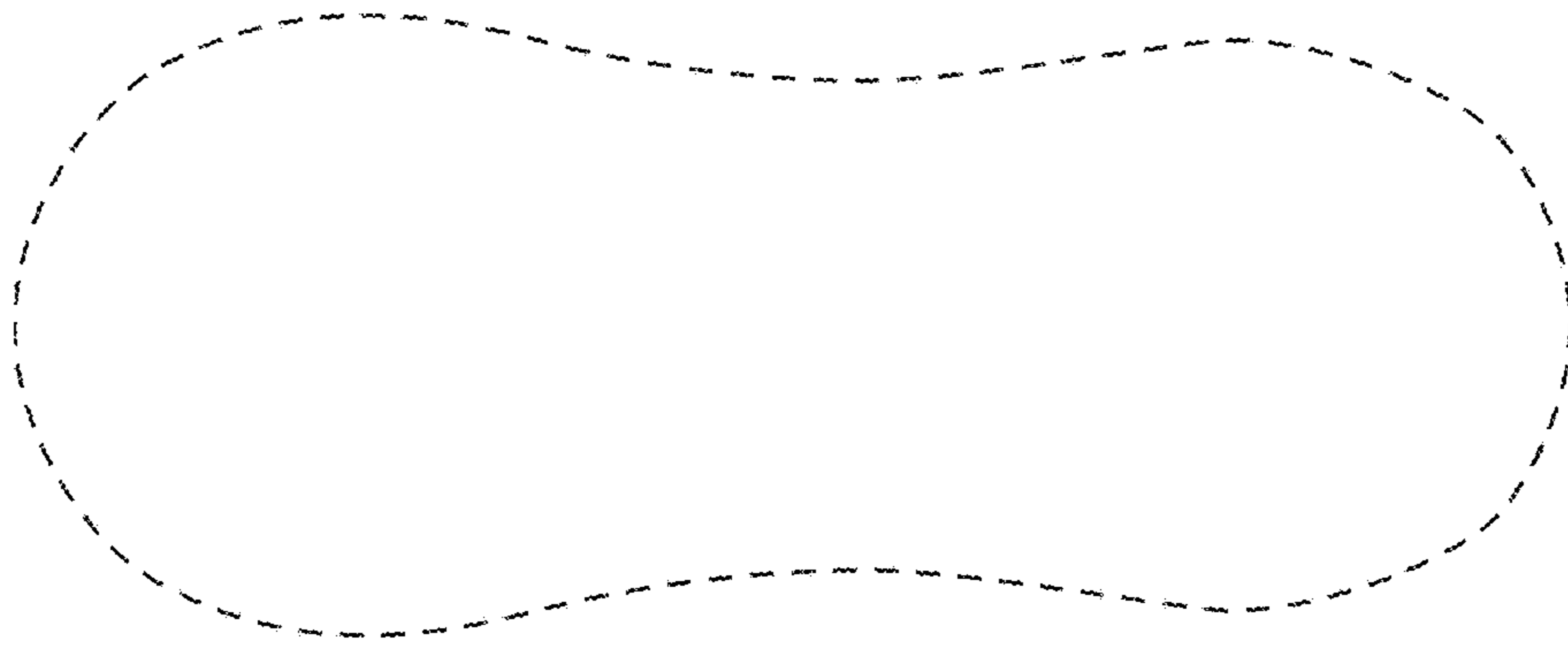


FIG. 6

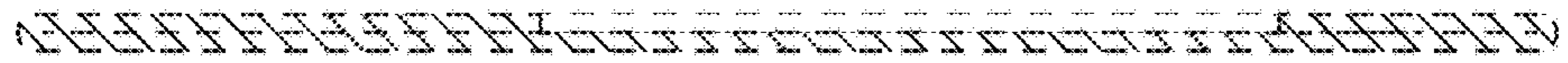


FIG. 7

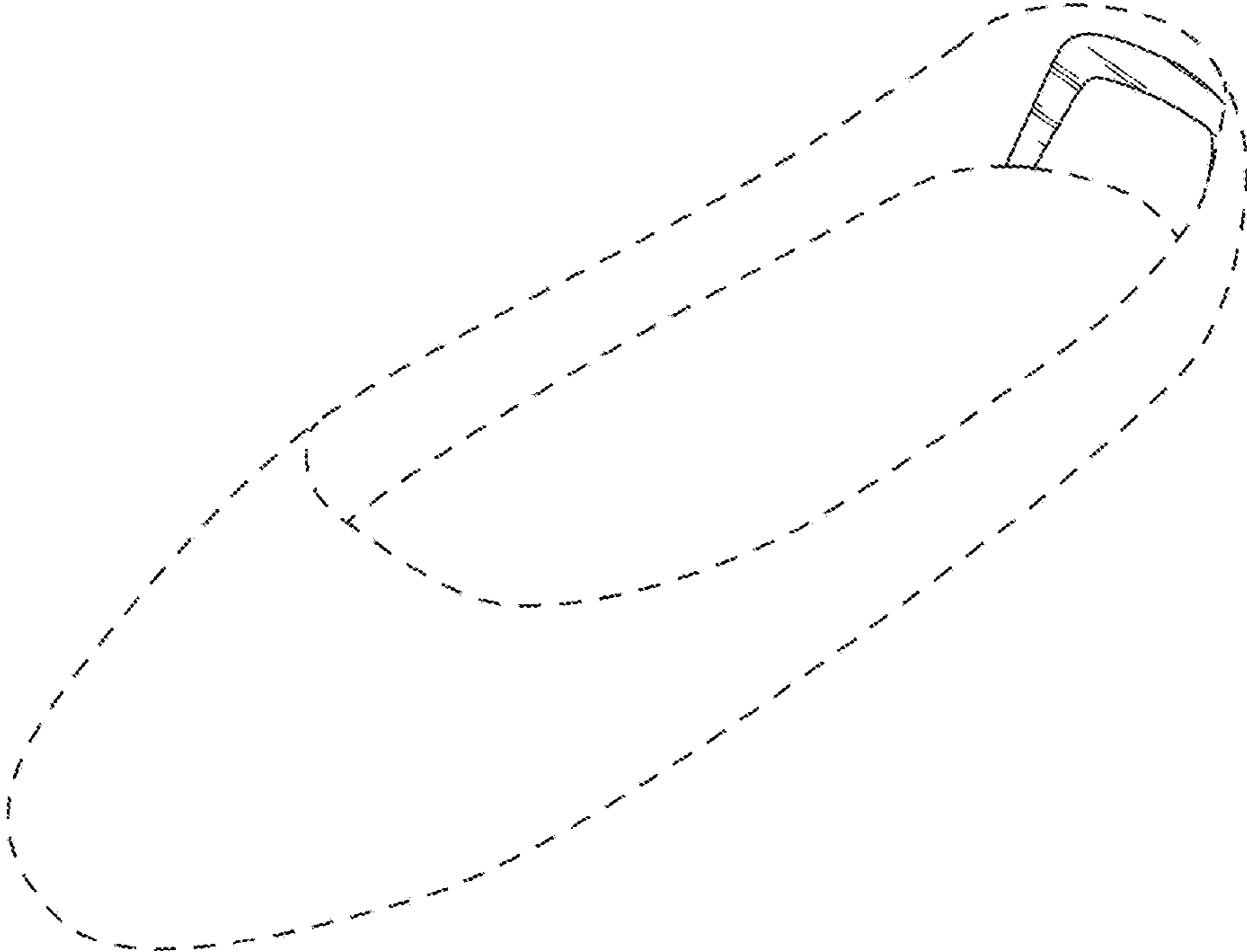


FIG. 8

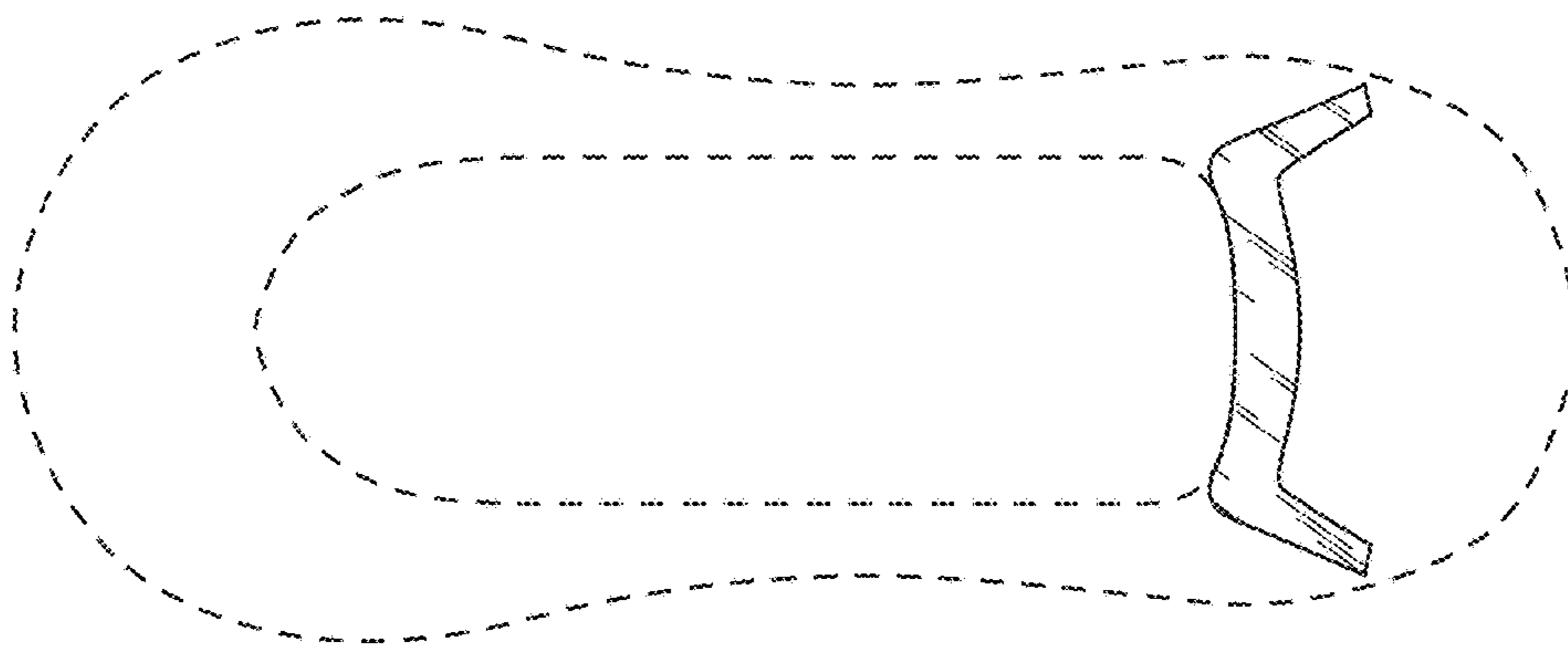


FIG. 9



FIG. 10




FIG. 11

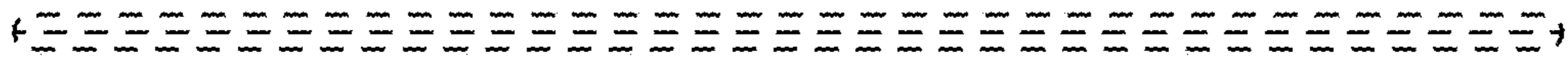


FIG. 12

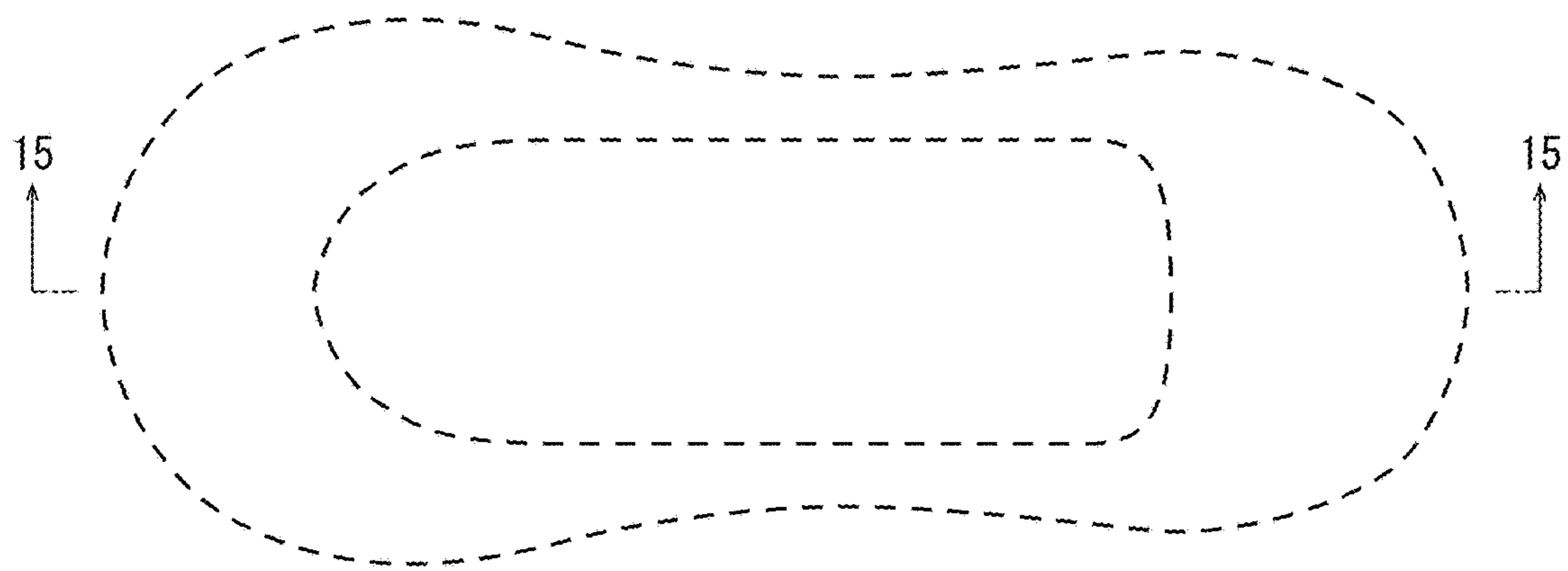


FIG. 13

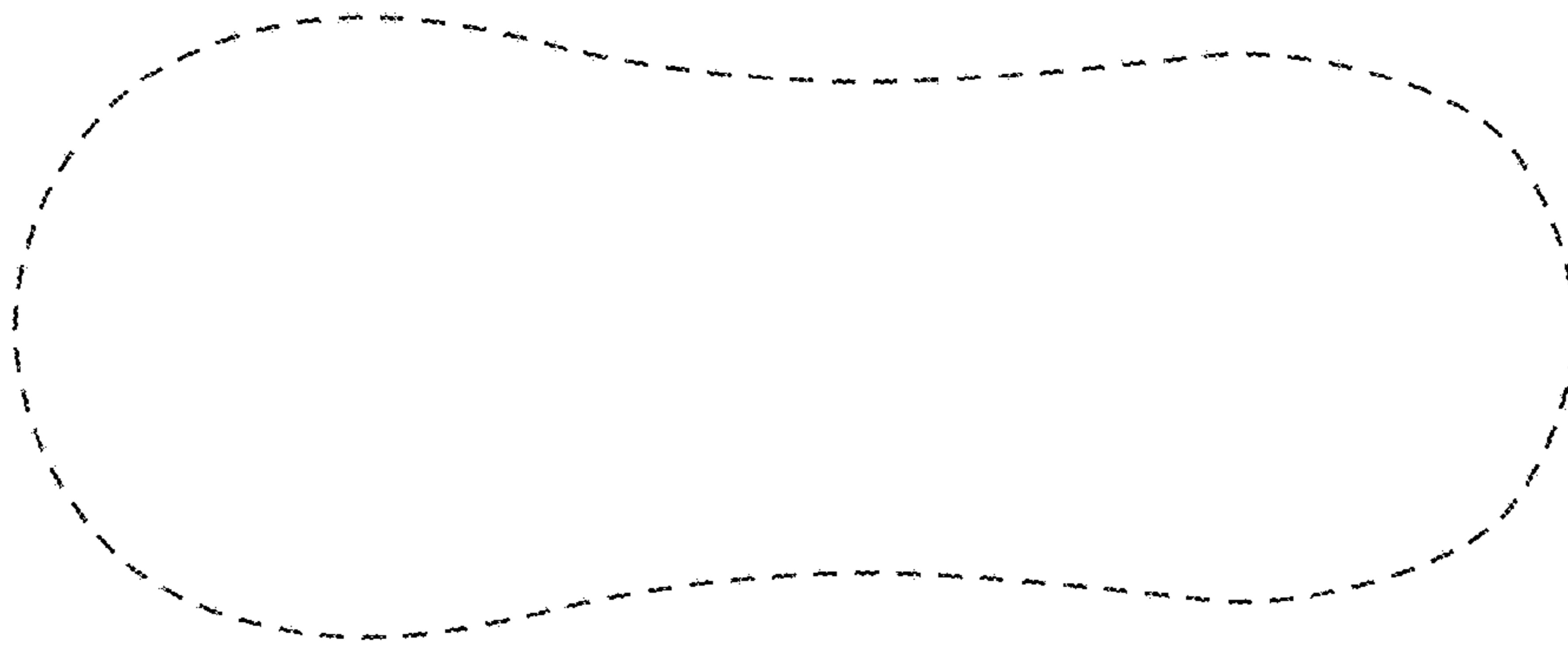


FIG. 14

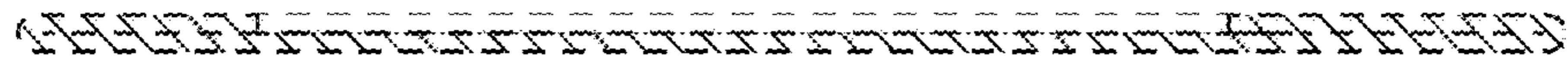


FIG. 15

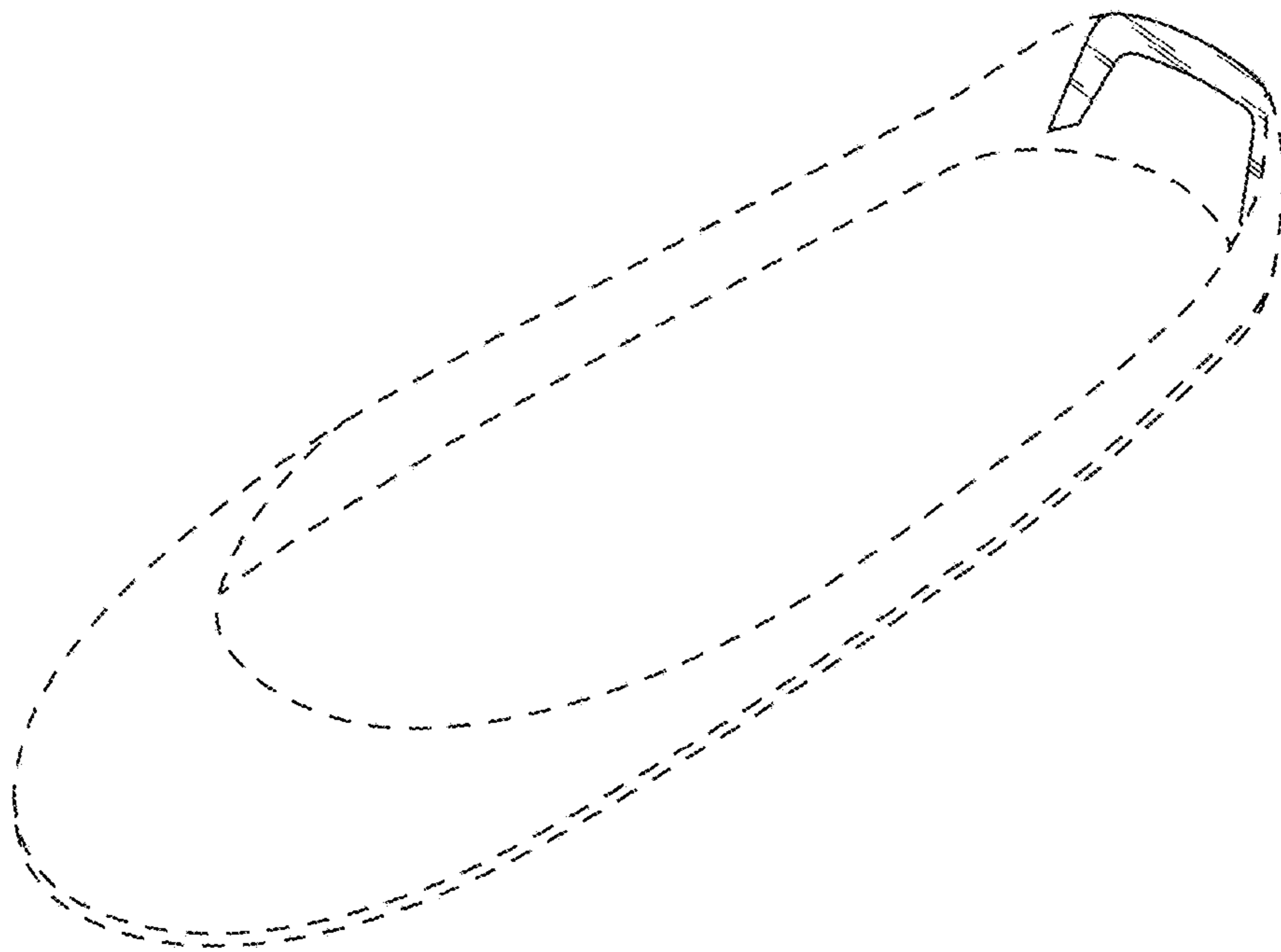


FIG. 16