



US00D855285S

(12) **United States Design Patent** (10) **Patent No.:** **US D855,285 S**
Dixon et al. (45) **Date of Patent:** **** Aug. 6, 2019**

- (54) **BRA**
- (71) Applicant: **LULULEMON ATHLETICA CANADA INC., Vancouver (CA)**
- (72) Inventors: **Laura Renee Dixon, Vancouver (CA); Rebecca Ward, Vancouver (CA)**
- (73) Assignee: **LULULEMON ATHLETICA CANADA INC., Vancouver (CA)**
- (**) Term: **15 Years**
- (21) Appl. No.: **29/646,632**
- (22) Filed: **May 6, 2018**

- D562,529 S * 2/2008 Tonsor D2/709
- D575,026 S 8/2008 Tonsor
- D635,329 S 4/2011 Wahl et al.
- 8,047,893 B2 11/2011 Fenske
- D671,297 S 11/2012 Iamartino
- D678,659 S 3/2013 Lopez et al.
- D683,525 S * 6/2013 Iamartino D2/840
- D708,821 S 7/2014 Iamartino
- D709,668 S 7/2014 Martz
- D747,843 S 1/2016 Gallo et al.
- D759,942 S 6/2016 Martz

(Continued)

Primary Examiner — Kevin K Rudzinski
(74) *Attorney, Agent, or Firm* — Conneely PC; Joseph Conneely

Related U.S. Application Data

- (63) Continuation of application No. 29/603,107, filed on May 5, 2017, now Pat. No. Des. 817,595.
- (51) **LOC (12) Cl.** **02-02**
- (52) **U.S. Cl.**
USPC **D2/706**
- (58) **Field of Classification Search**
USPC D2/706, 707, 708, 709, 840
CPC A41C 3/00
See application file for complete search history.

(57) **CLAIM**

The ornamental design for a bra, as shown and described.

DESCRIPTION

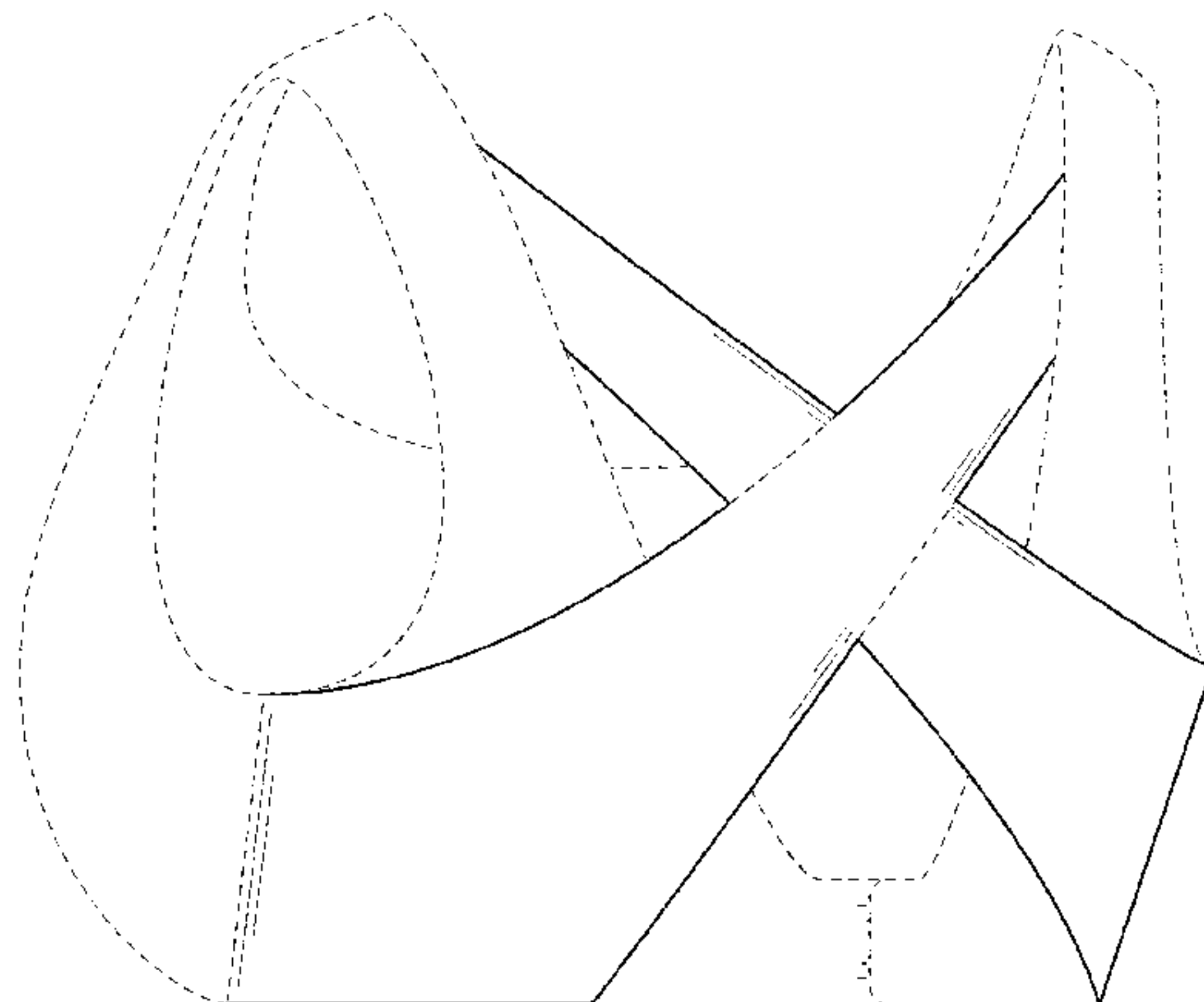
FIG. 1 is a front view of a bra according to the design;
 FIG. 2 is a rear view thereof;
 FIG. 3 is a left side view thereof;
 FIG. 4 is a right side view thereof;
 FIG. 5 is a front perspective view thereof;
 FIG. 6 is a rear perspective view thereof;
 FIG. 7 is a rear view thereof shown in an environment of use;
 FIG. 8 is a rear view thereof with back straps thereof shown in a partially opened position; and,
 FIG. 9 is a rear view thereof with the back straps thereof shown in a fully opened position.
 The portions of the bra shown in broken lines in FIGS. 1-9 do not form part of the claimed design. The broken line showing of the arms, torso, neck, and head in FIG. 7 is for the purpose of illustrating portions of the environmental structure and forms no part of the claimed design.

(56) **References Cited**

U.S. PATENT DOCUMENTS

- 3,071,140 A * 1/1963 Adler A41C 3/00
450/86
- 4,174,717 A * 11/1979 Schreiber A41C 3/0057
450/70
- D259,370 S 6/1981 Schreiber et al.
- D351,711 S 10/1994 Mattson
- D388,587 S 1/1998 Magidson et al.
- 5,823,851 A 10/1998 Dicker
- 6,247,996 B1 * 6/2001 Fields A41C 3/04
450/36
- D475,835 S 6/2003 Hoffman et al.

1 Claim, 9 Drawing Sheets



(56)

References Cited

U.S. PATENT DOCUMENTS

D764,746	S	8/2016	Randall	
D765,947	S	9/2016	McManus	
D765,948	S	9/2016	McManus	
D773,149	S *	12/2016	Kercher, III	D2/708
D783,930	S	4/2017	Rothert	
D785,903	S *	5/2017	Chaleangsak	D2/706
D791,438	S *	7/2017	Holmes	D2/735
D798,535	S *	10/2017	McManus	D2/708
D805,730	S	12/2017	Lorett	
D817,595	S	5/2018	Dixon et al.	
D821,702	S *	7/2018	Krasner	D2/708
D831,303	S *	10/2018	Rendone	D2/708
D834,282	S *	11/2018	Flower	D2/708
D835,884	S *	12/2018	Alligood	D2/708
D841,936	S *	3/2019	Flower	D2/706
D843,081	S *	3/2019	Rendone	D2/706
2005/0255789	A1	11/2005	Gaudet et al.	
2006/0089083	A1 *	4/2006	Tonsor	A41C 3/02 450/60
2009/0233522	A1	9/2009	Schlatmann	
2013/0203319	A1	8/2013	Torres et al.	
2015/0223525	A1	8/2015	Miller et al.	
2016/0338419	A1	11/2016	Fayad	
2017/0055614	A1 *	3/2017	Castaneda Smids	A41C 3/0014
2018/0132541	A1 *	5/2018	Wittstadt	A41C 3/0057

* cited by examiner

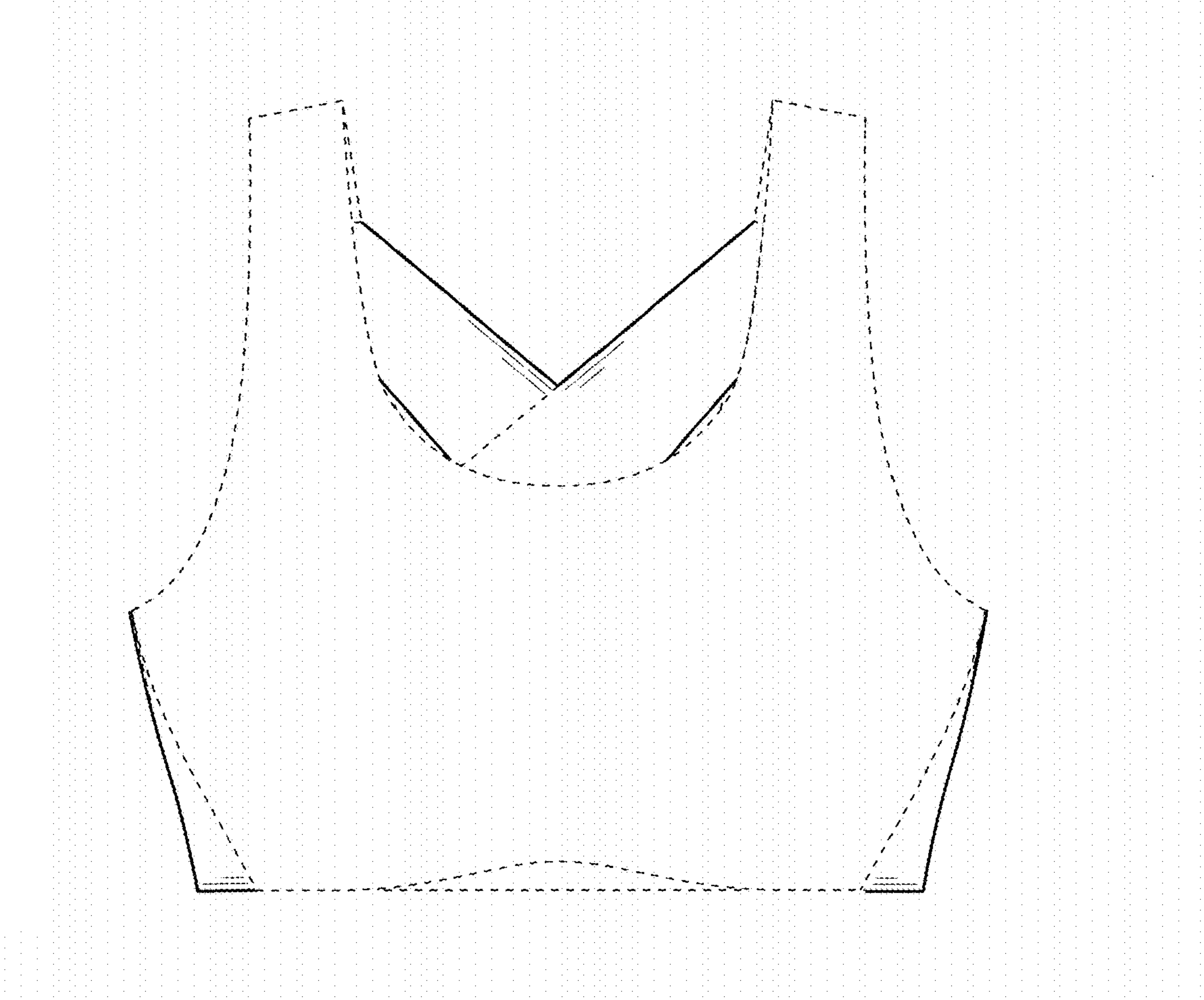


FIG. 1

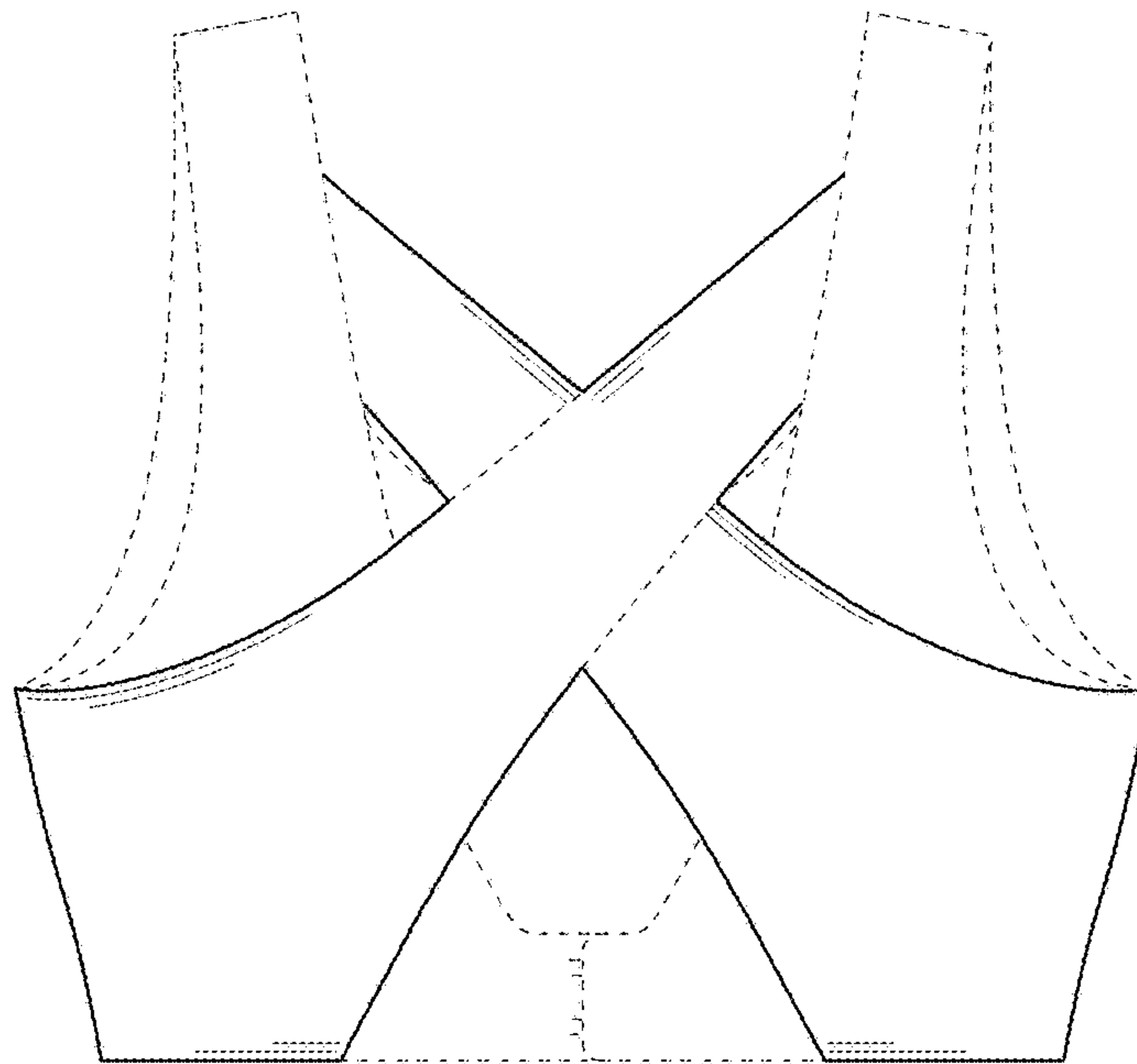


FIG. 2

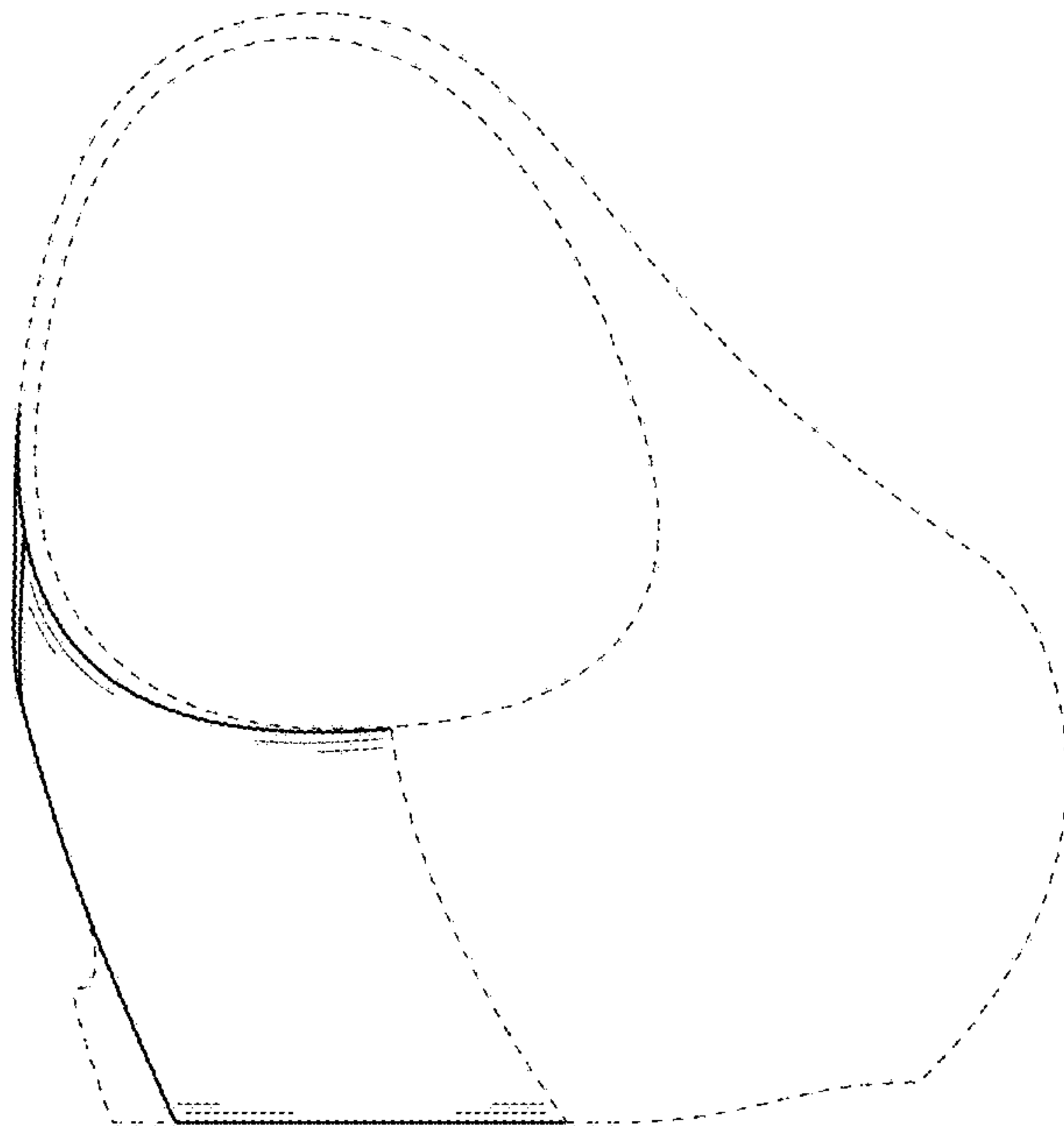


FIG. 3

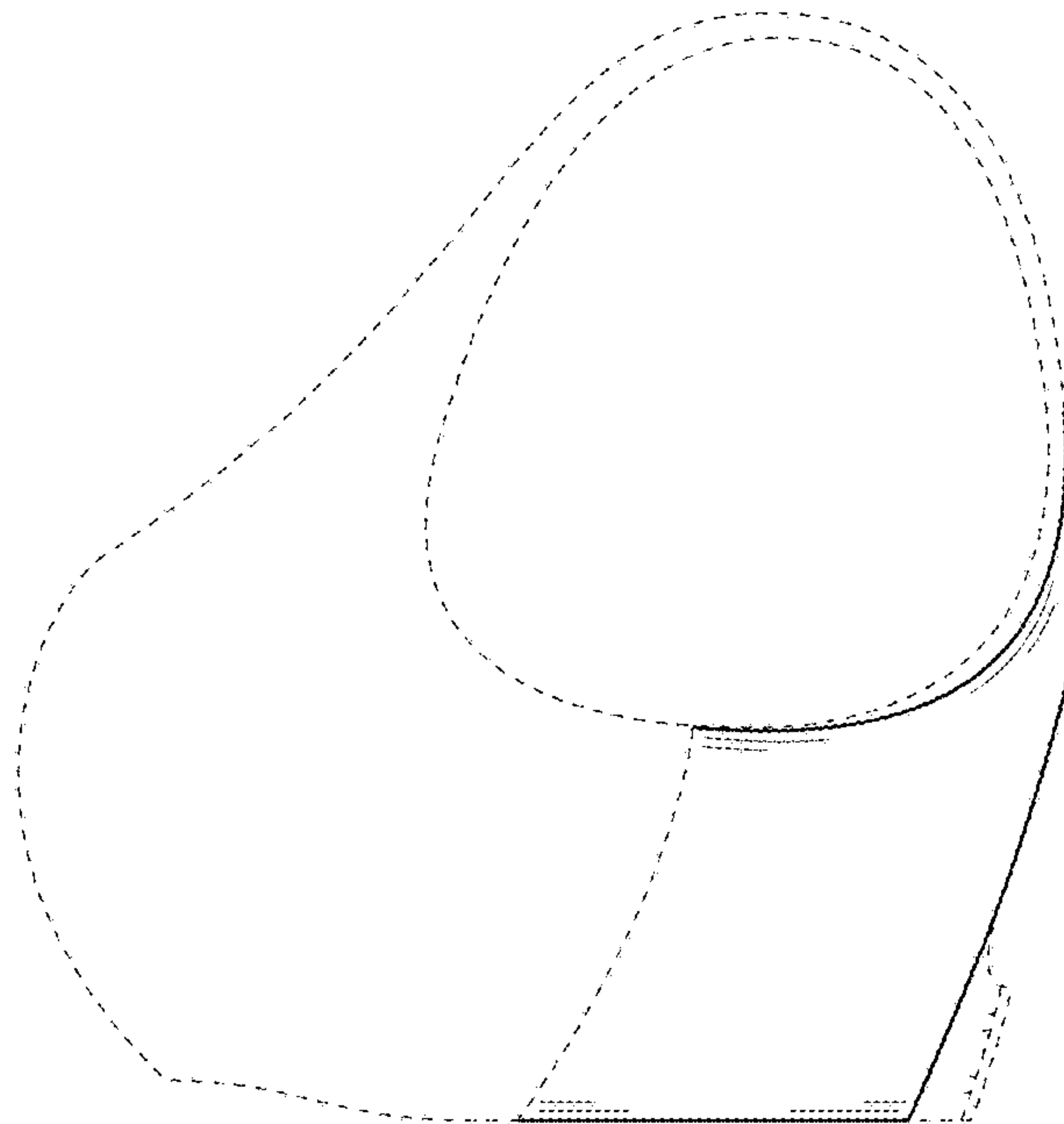


FIG. 4

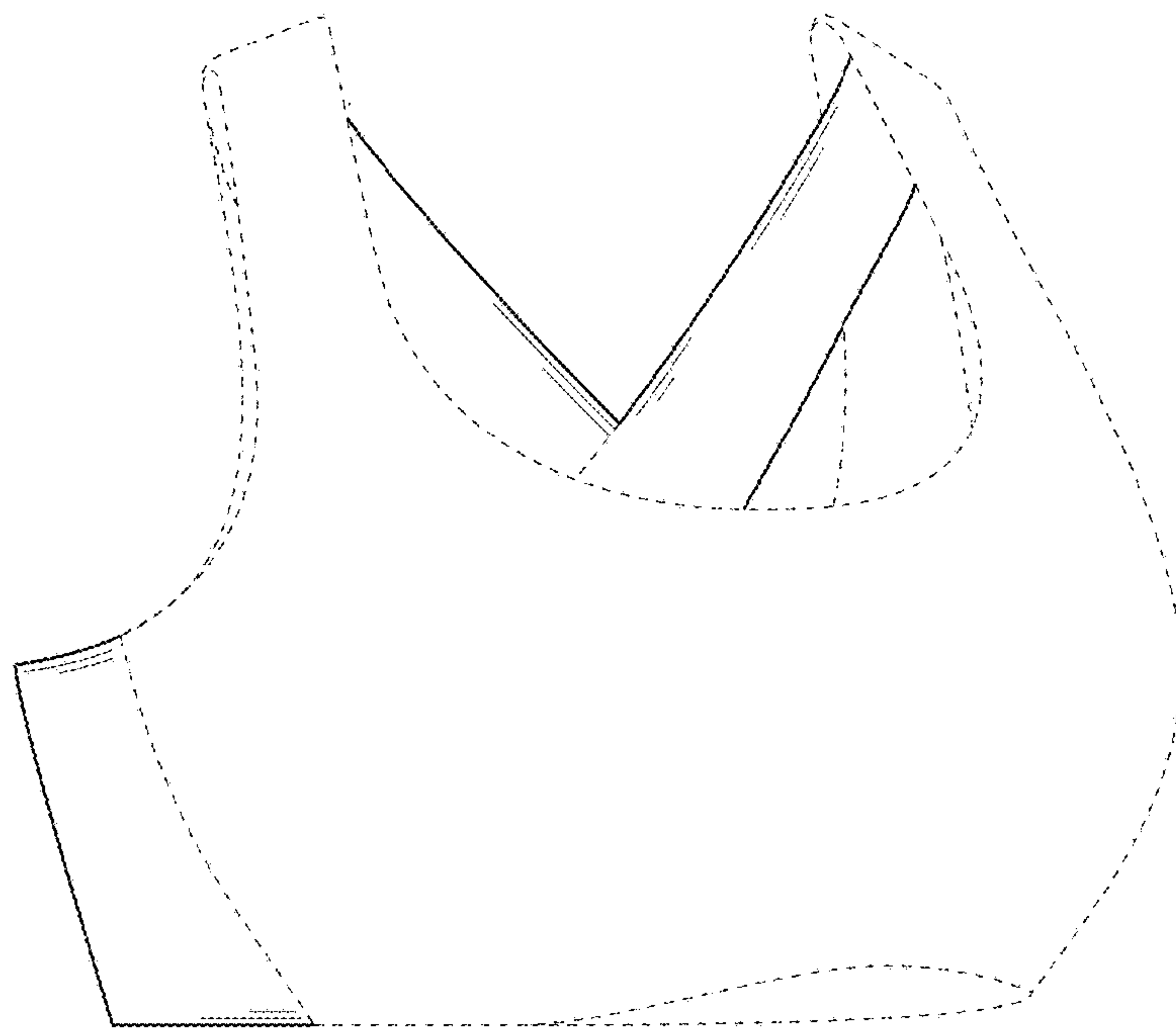


FIG. 5

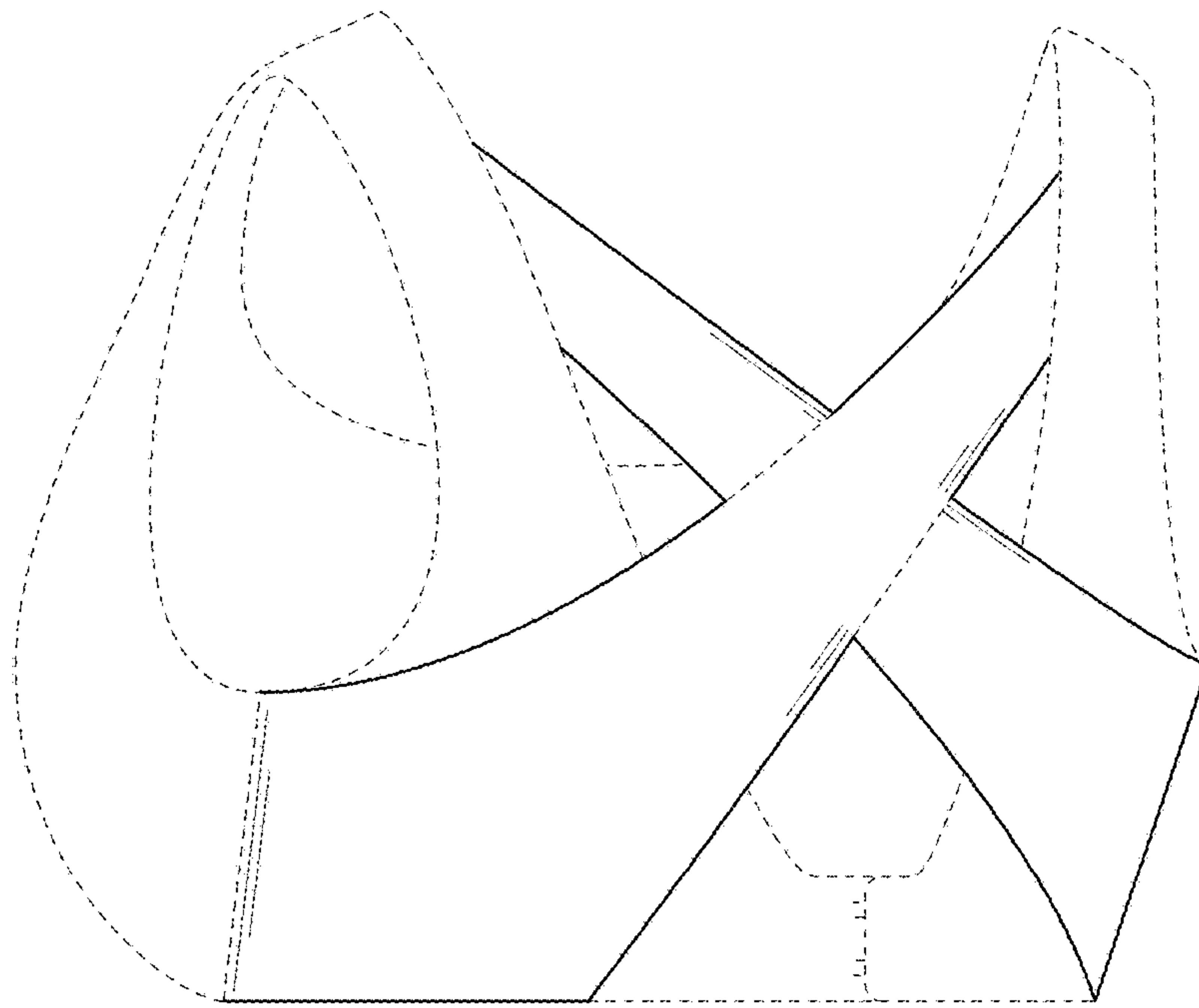


FIG. 6

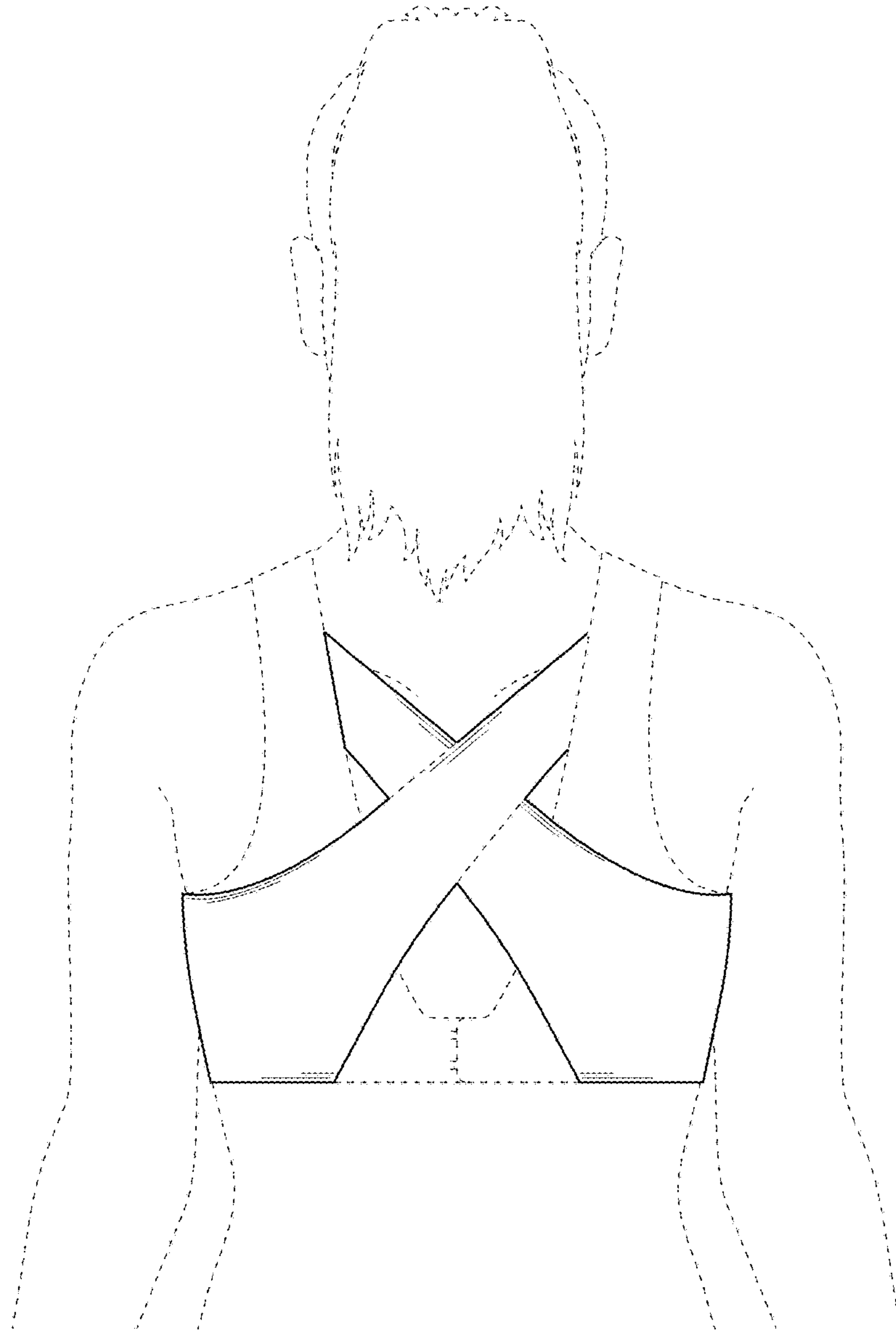


FIG. 7

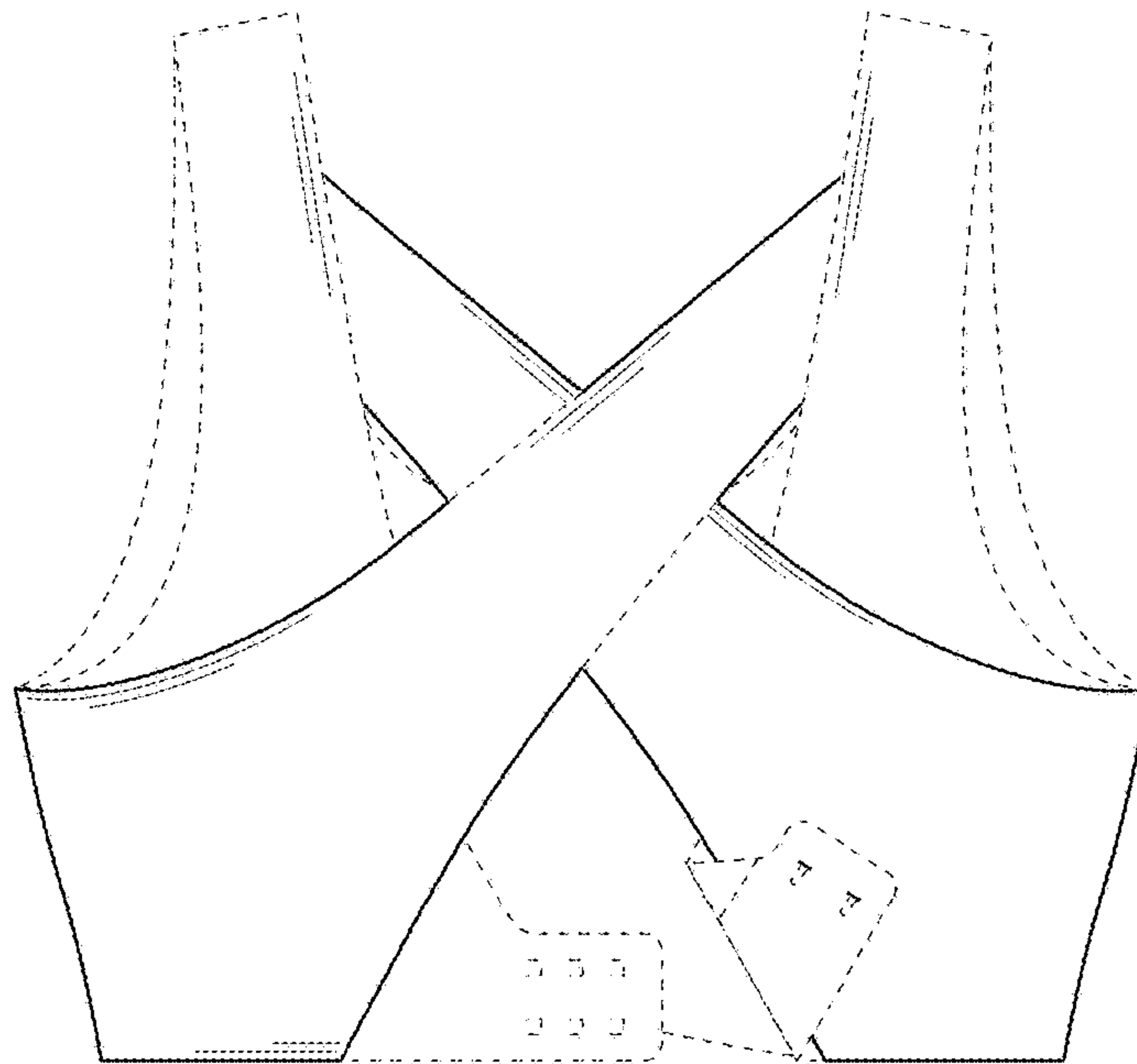


FIG. 8

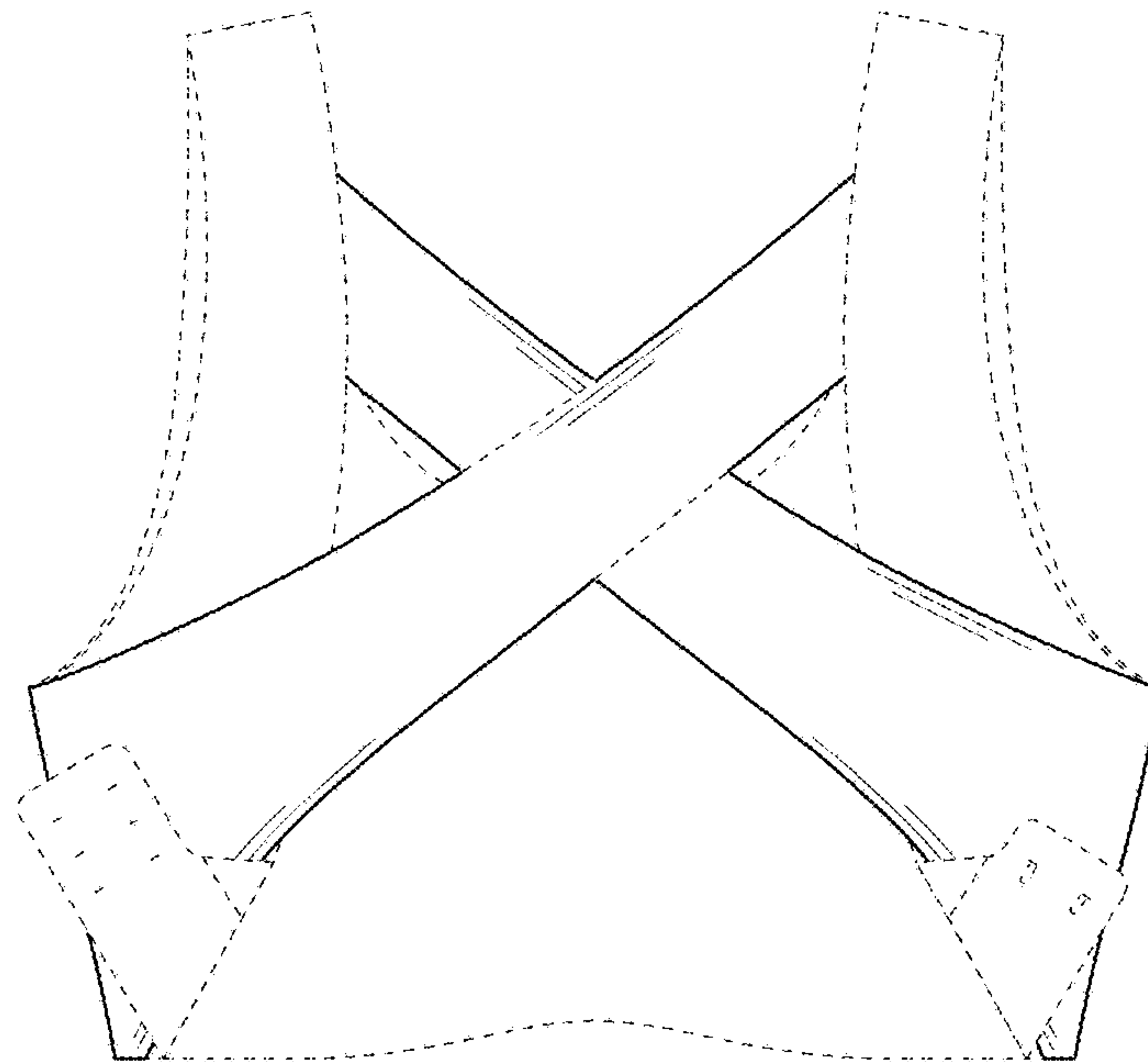


FIG. 9