



US00D855273S

(12) **United States Design Patent** (10) **Patent No.:** **US D855,273 S**  
**Bhushan** (45) **Date of Patent:** **\*\* Jul. 30, 2019**

(54) **FOOD WASTE DIGESTER UNIT**  
(71) Applicant: **Micron Waste Technologies Inc.,**  
Vancouver (CA)

D598,525 S \* 8/2009 Ferris ..... D23/286  
D613,019 S \* 3/2010 Moore ..... D34/7  
D619,261 S \* 7/2010 Hirayoshi ..... D23/286  
(Continued)

(72) Inventor: **Bharat Bhushan, Surrey (CA)**  
(73) Assignee: **Micron Waste Technologies Inc.,**  
Vancouver, BC (CA)

**FOREIGN PATENT DOCUMENTS**

CN 304802666 9/2018  
CN 304883794 11/2018  
CN 305050280 2/2019

(\*\*) Term: **15 Years**

**OTHER PUBLICATIONS**

(21) Appl. No.: **29/644,928**

Alibaba, "ExBio 100kg Food Waste Machine, Food Digester, Kitchen Appliance", Apr. 7, 2019. [https://www.alibaba.com/product-detail/ExBio-100kg-Food-Waste-Machine-Food\\_50037118676.html?spm=a2700.7724857.normalList.61.261041cf2CsMdF](https://www.alibaba.com/product-detail/ExBio-100kg-Food-Waste-Machine-Food_50037118676.html?spm=a2700.7724857.normalList.61.261041cf2CsMdF). Shown on p. 1. (Year: 2019).\*

(22) Filed: **Apr. 21, 2018**

(30) **Foreign Application Priority Data**

Oct. 24, 2017 (CA) ..... 177758

(Continued)

(51) **LOC (11) Cl.** ..... **09-09**

*Primary Examiner* — Cynthia Ramirez

(52) **U.S. Cl.**

*Assistant Examiner* — Michael A Maharajh

USPC ..... **D34/6; D23/286**

(74) *Attorney, Agent, or Firm* — Intellectual Property Law Offices of Joel Voelzke, APC

(58) **Field of Classification Search**

USPC ..... D6/663; D34/1, 1.1, 5, 6, 7, 12, 13, 14,  
D34/15, 19, 20; D23/272, 273, 284, 286,  
D23/287, 308

(57) **CLAIM**

CPC .... B65F 1/1415; C02F 11/00; C05F 17/0018;  
B09B 3/00; F26B 1/005

The ornamental design for a food waste digester unit, as shown and described.

See application file for complete search history.

**DESCRIPTION**

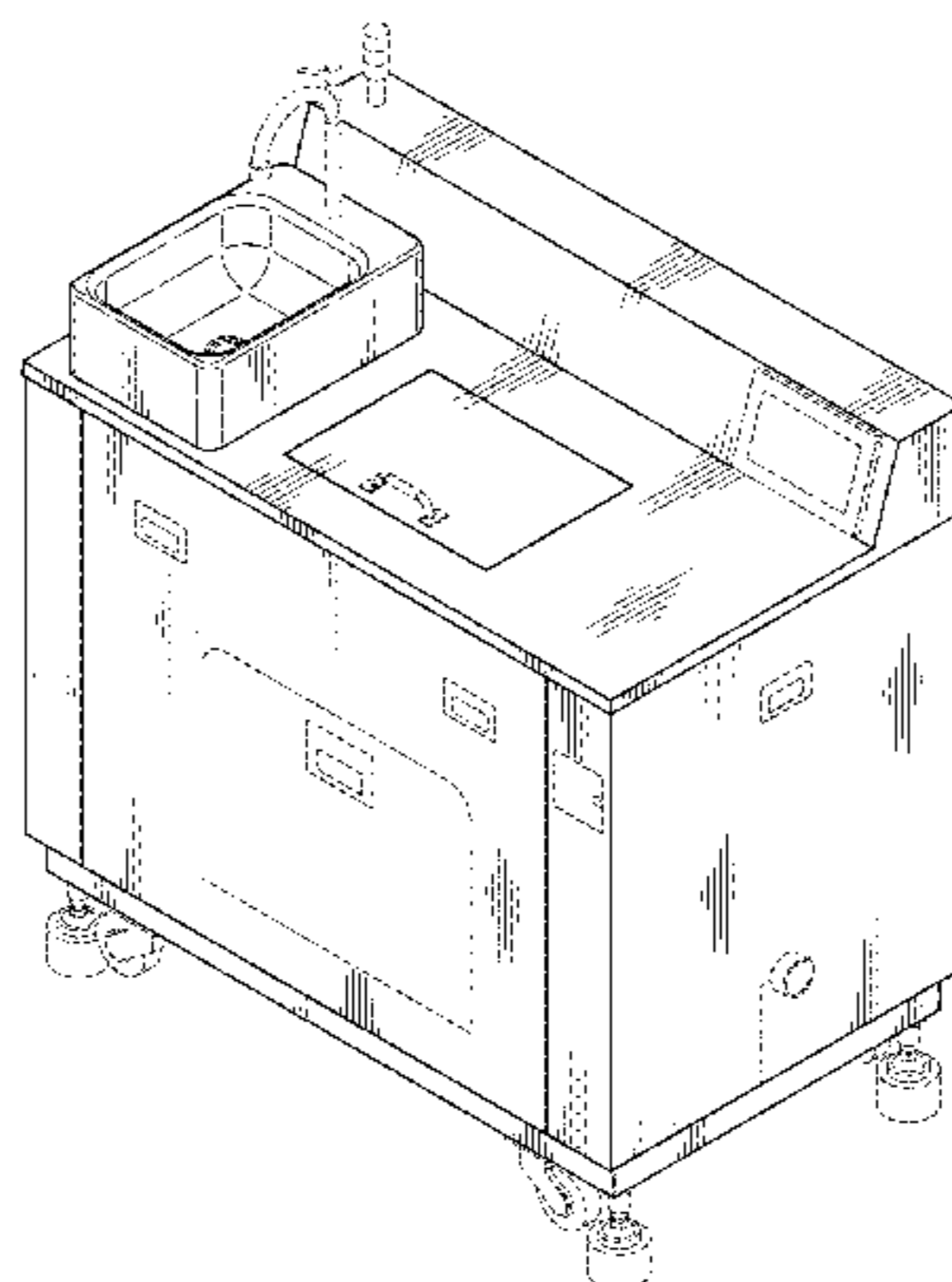
(56) **References Cited**

FIG. 1 is a front perspective view of a food waste digester unit showing my new design;  
FIG. 2 is a front elevation view thereof;  
FIG. 3 is a rear elevation view thereof;  
FIG. 4 is a right-side elevation view thereof;  
FIG. 5 is a left-side elevation view thereof;  
FIG. 6 is a top plan view thereof; and,  
FIG. 7 is a bottom plan view thereof.  
The broken lines in the drawings are for the purpose of illustrating portions of the food waste digester unit, which form no part of the claimed design.

**U.S. PATENT DOCUMENTS**

D123,571 S \* 11/1940 Little ..... D23/272  
D148,373 S \* 1/1948 Little ..... D23/272  
D153,710 S \* 5/1949 Lewis ..... D23/287  
D166,061 S \* 3/1952 Bagwell ..... D23/273  
D235,644 S \* 7/1975 Rastegar ..... D23/272  
D245,619 S \* 8/1977 Robinson ..... D23/286  
D261,801 S \* 11/1981 Johnson ..... D34/1.1  
5,465,438 A \* 11/1995 Allman ..... A47K 1/02  
D34/20  
D424,176 S \* 5/2000 Wheeler, III ..... D23/273  
D464,330 S \* 10/2002 Zarker, Jr. .... D23/286

**1 Claim, 6 Drawing Sheets**



(56)

**References Cited**

U.S. PATENT DOCUMENTS

D800,279 S \* 10/2017 Bowskill ..... D23/286  
D804,866 S \* 12/2017 Price ..... D23/286  
D812,834 S \* 3/2018 Asner ..... D34/6  
D813,359 S \* 3/2018 Corbetta ..... D23/286  
2017/0043383 A1 2/2017 Sage-Passant

OTHER PUBLICATIONS

EX Series of Food Digester, including the EX-500, retrieved on Apr. 1, 2019 from <https://www.exbiona.com/ex-digester-series-1>, posted at least as of Jul. 22, 2018.

Koyena PD83043 Food Waste Decompose Machine, retrieved on Apr. 1, 2009 from <http://www.buykorea.org/product-details/food-waste-decompose-machinery--83043.html>, posted at least as of May 22, 2014.

Oklin GG-30s, retrieved on Apr. 1, 2019 from <http://oklininternational.com/commercial/gg-30s/>.

Eco-Smart Drying Decomposer, retrieved on Apr. 1, 2019 from <https://web.archive.org/web/20171114124748/https://www.tradekorea.com/product/detail/P138914/Drying-Decomposer.html>, posted as of Nov. 14, 2017.

Shubic Food Waste Decomposer, retrieved on Apr. 1, 2019 from <https://www.tradekorea.com/product/detail/P372993/Food-Waste-Decomposer-%5bSHUBIC%5d.html>.

\* cited by examiner

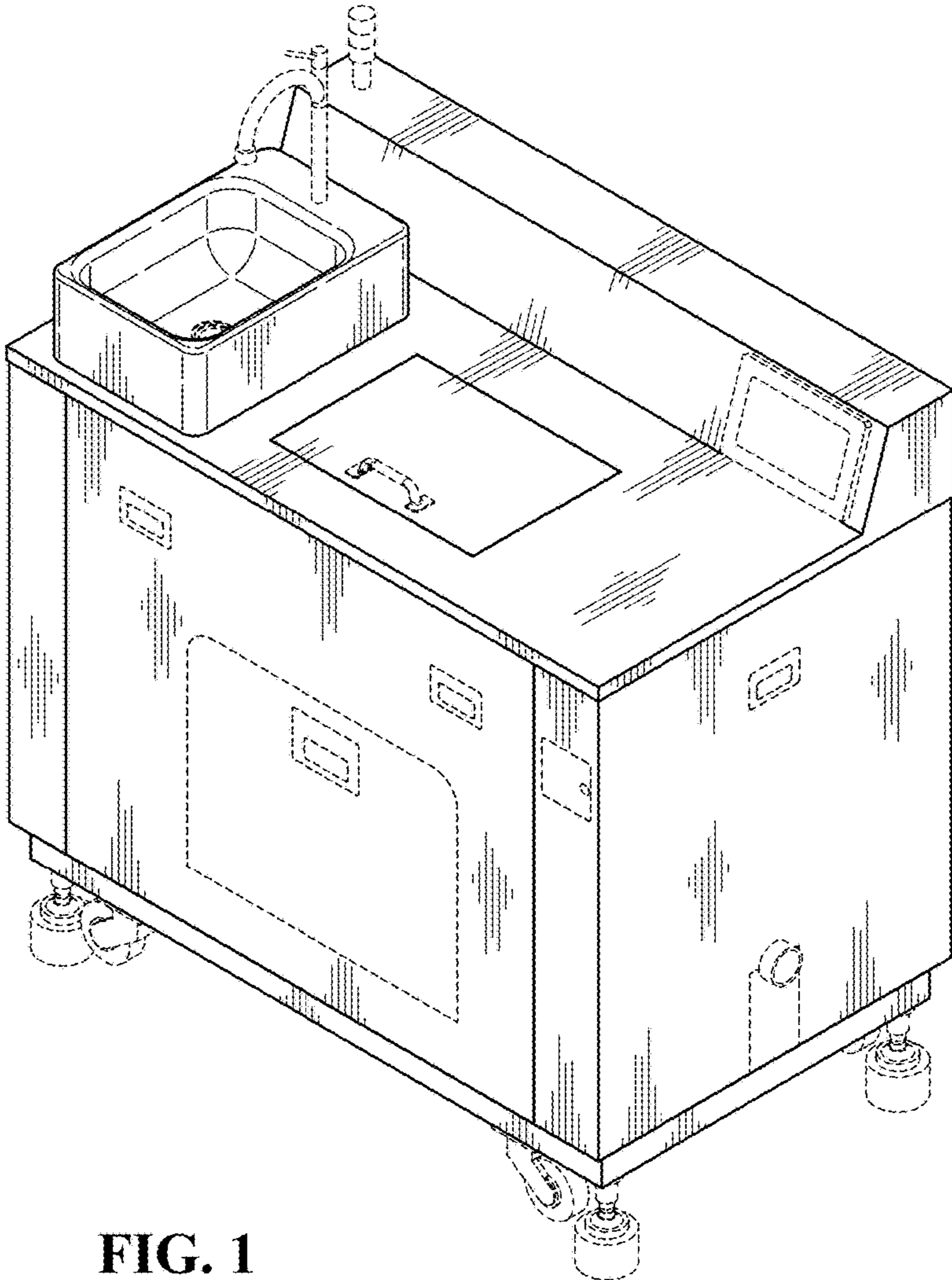


FIG. 1

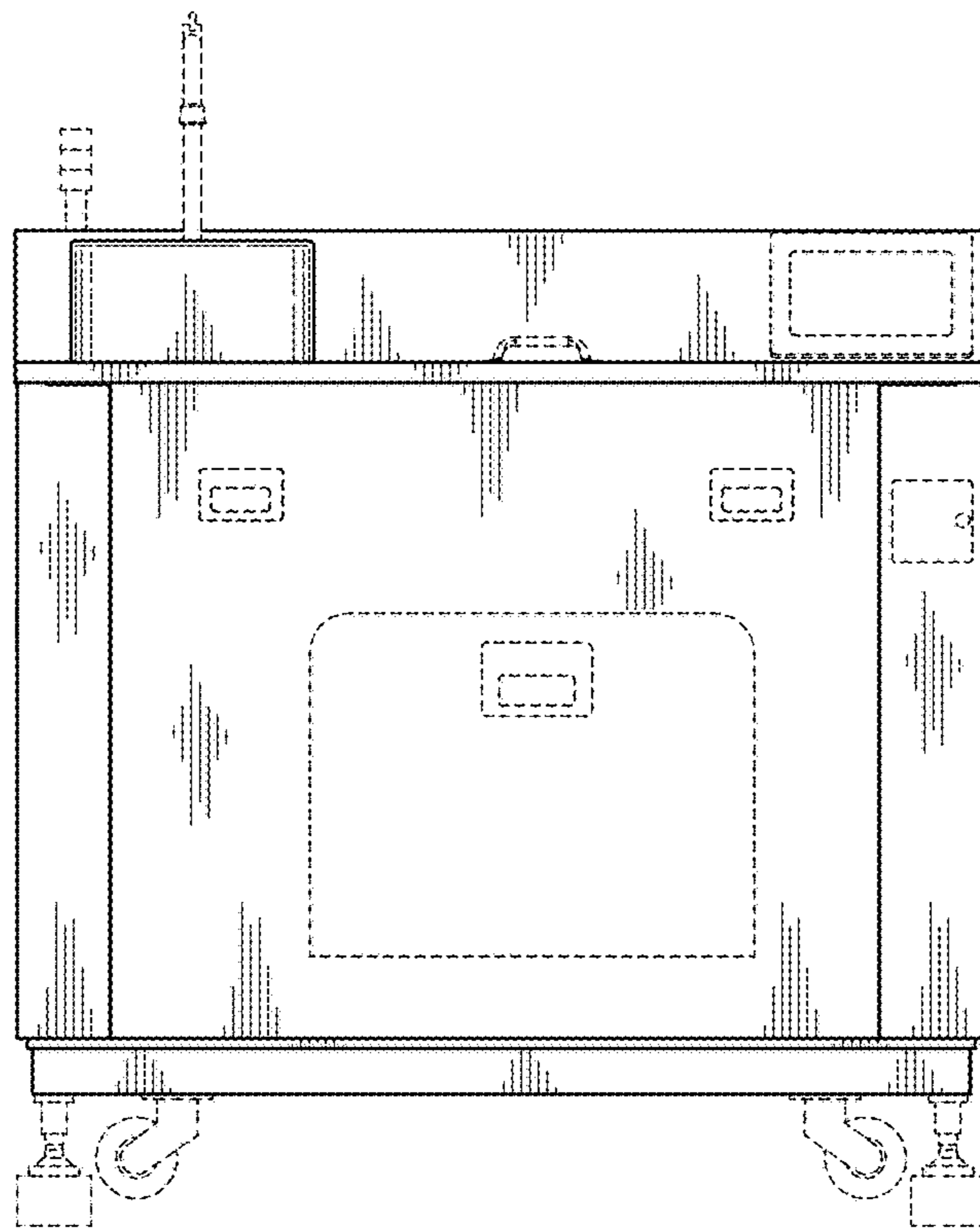


FIG. 2

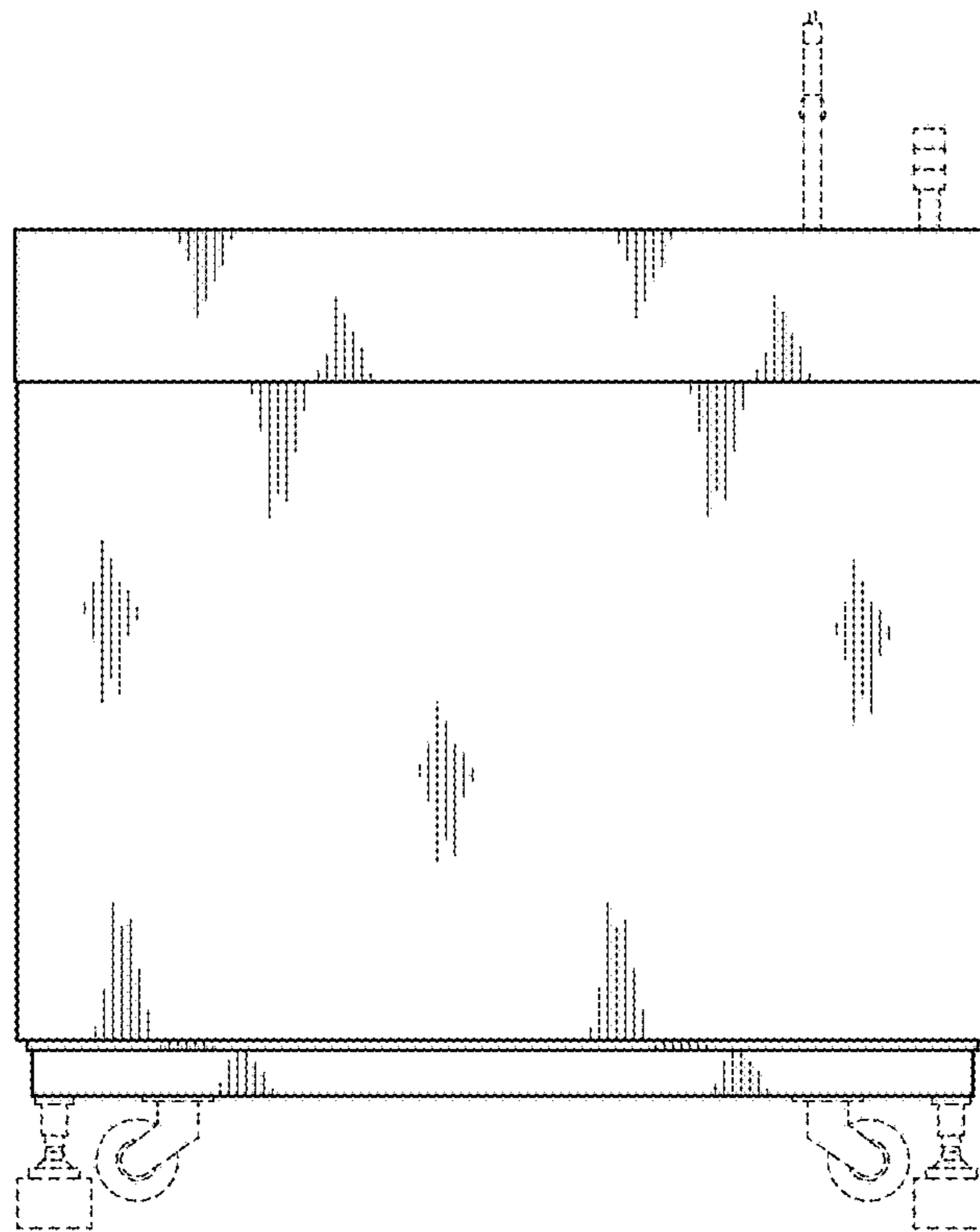


FIG. 3

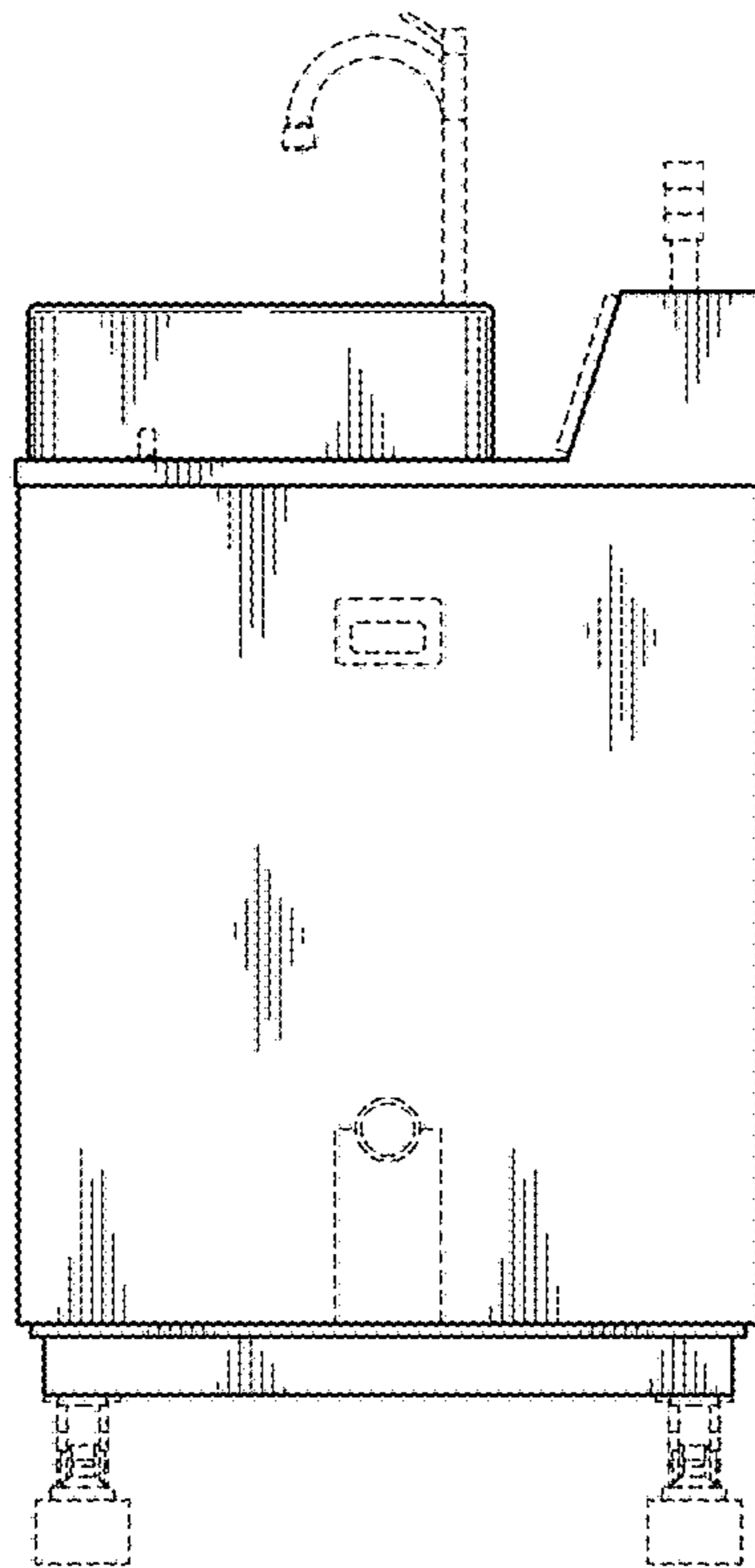


FIG. 4

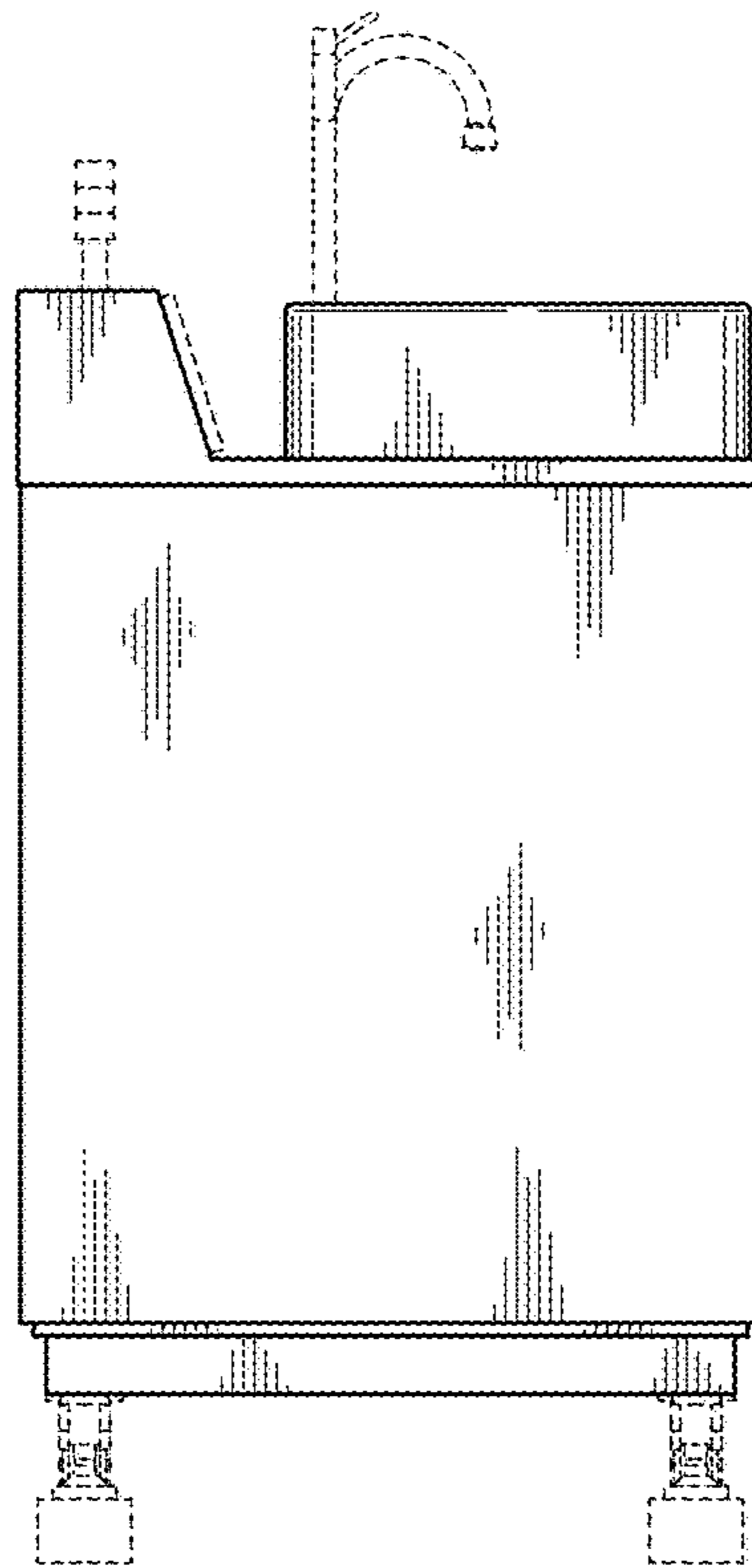


FIG. 5

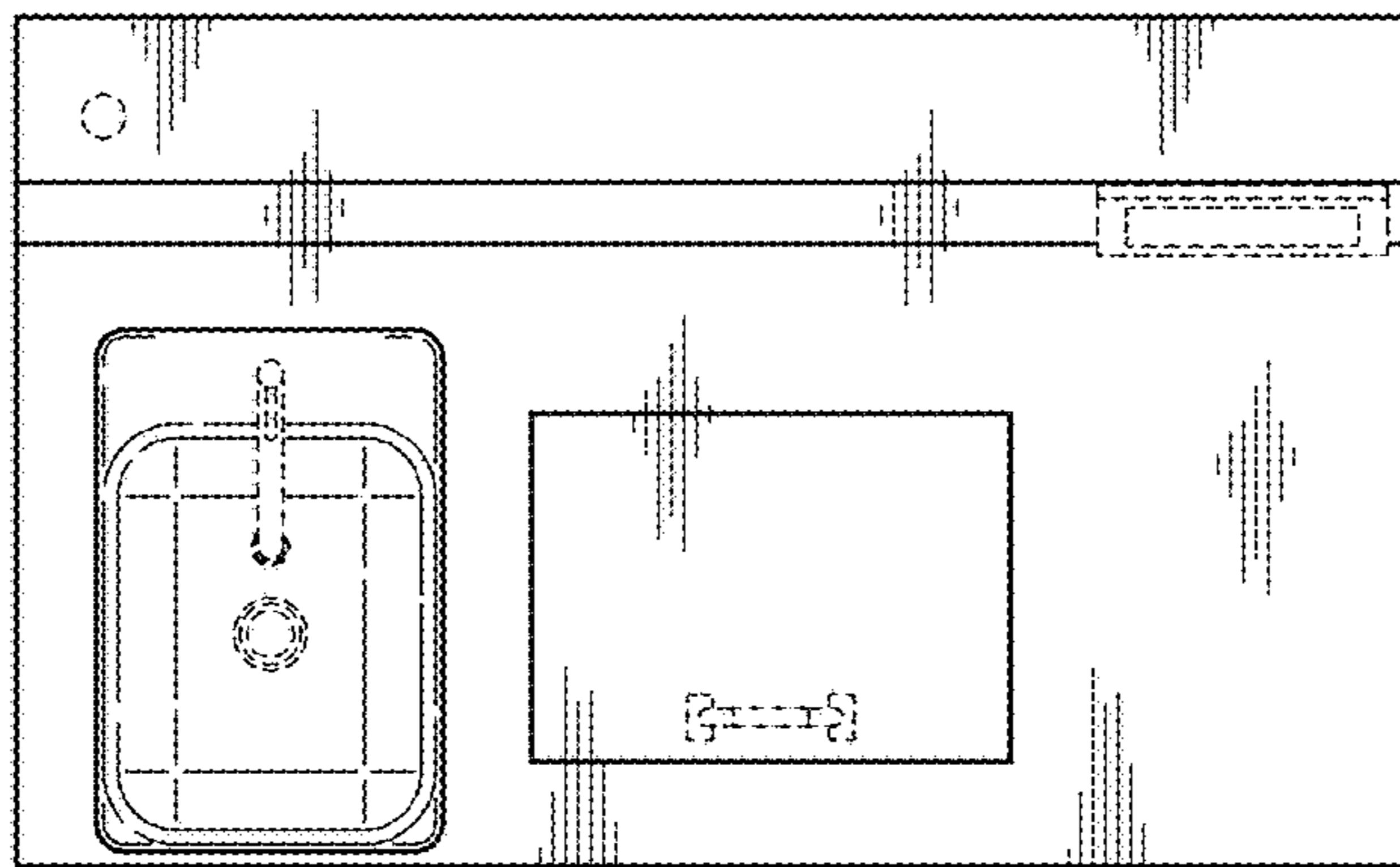


FIG. 6

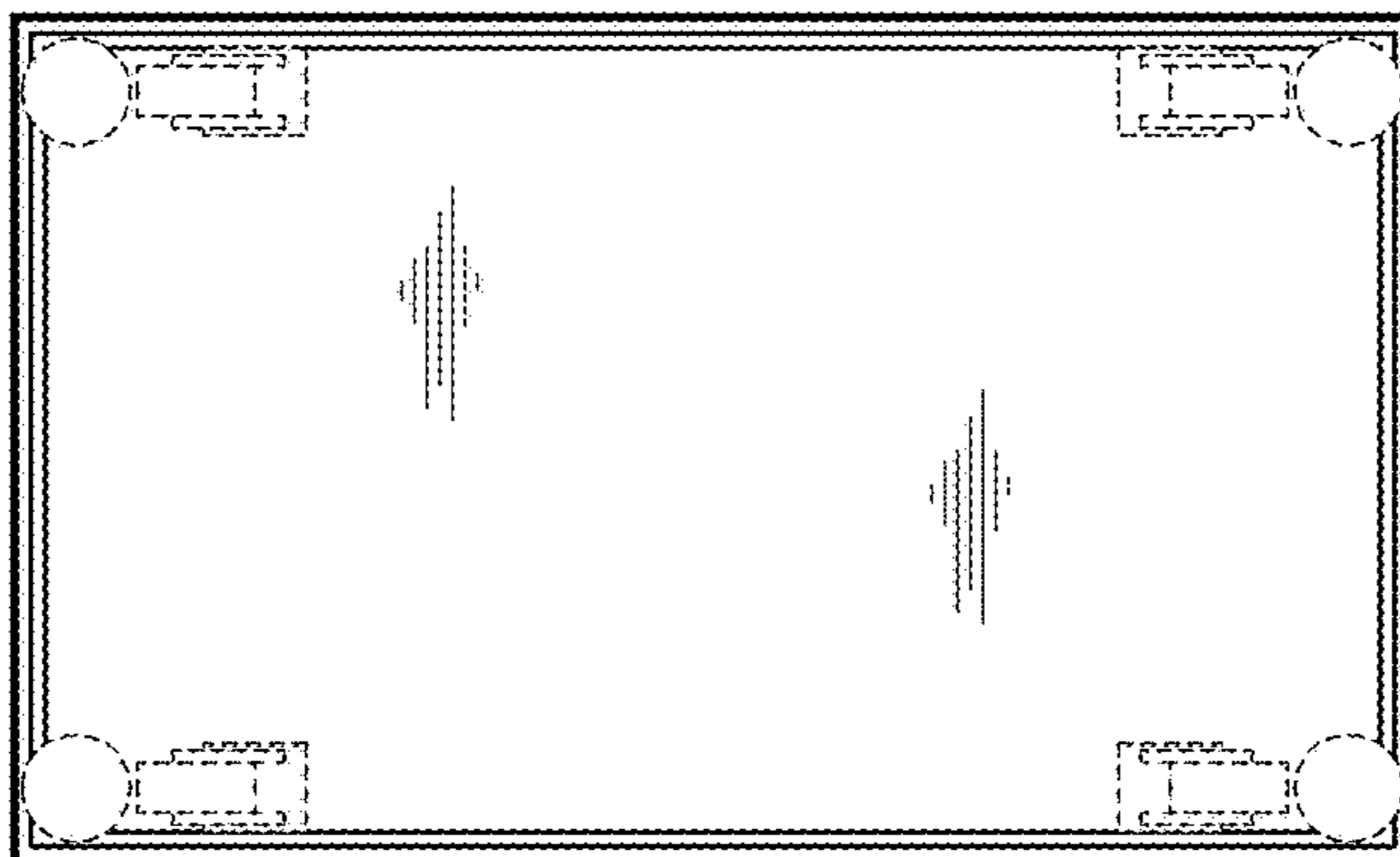


FIG. 7