



US00D855258S

(12) **United States Design Patent**  
**O'Connell**

(10) **Patent No.:** **US D855,258 S**

(45) **Date of Patent:** **\*\* Jul. 30, 2019**

(54) **MOUNTING RAIL**

(71) Applicant: **Gentex Corporation**, Simpson, PA  
(US)

(72) Inventor: **Jason W. O'Connell**, Raynham, MA  
(US)

(73) Assignee: **GENTEX CORPORATION**, Simpson,  
PA (US)

(\*\*) Term: **15 Years**

(21) Appl. No.: **29/673,684**

(22) Filed: **Dec. 17, 2018**

**Related U.S. Application Data**

(63) Continuation of application No. 29/596,716, filed on  
Mar. 10, 2017, now Pat. No. Des. 840,605.

(51) **LOC (11) Cl.** ..... **29-02**

(52) **U.S. Cl.**  
USPC ..... **D29/122**

(58) **Field of Classification Search**

USPC ..... D29/100, 102, 104, 105, 106, 107, 108,  
D29/109, 110, 122

CPC .. A42B 1/066; A42B 1/00; A42B 1/06; A42B  
3/228; A42B 3/00; A42B 3/08; A42B  
3/32; A42B 3/222; A42B 3/20; A42B  
3/227; A42B 3/105; A42B 3/04; A42B  
3/06; A42B 3/0406; A42B 3/18; A42B  
3/166; A42B 3/16; A42B 3/22; A42B  
3/0473; A42B 3/127; A63B 71/10; A63B  
71/105; A41D 13/0512

See application file for complete search history.

(56) **References Cited**

**U.S. PATENT DOCUMENTS**

3,187,342 A 6/1965 Benner et al.  
3,430,261 A 3/1969 Benner et al.  
3,461,463 A 8/1969 Beguin

3,795,919 A 3/1974 Aho et al.  
3,845,505 A 11/1974 Davison et al.  
3,864,756 A 2/1975 Desimone  
3,946,466 A 3/1976 Sakai et al.  
4,027,341 A 6/1977 Patteri et al.  
4,069,512 A 1/1978 Palmaer et al.

(Continued)

**FOREIGN PATENT DOCUMENTS**

KR 20-2003-10039621 3/2004

**OTHER PUBLICATIONS**

OPS-CORE 2012 Product Catalog; www.ops-core.com; Boston,  
MA, US; 44 pages; disclosed on or before Dec. 31, 2012.

(Continued)

*Primary Examiner* — Randall H Gholson

(74) *Attorney, Agent, or Firm* — Morgan, Lewis &  
Bockius LLP

(57) **CLAIM**

The ornamental design for a mounting rail, as shown and  
described.

**DESCRIPTION**

FIG. 1 is a front perspective view of a mounting rail showing  
my new design;

FIG. 2 is a rear perspective view thereof;

FIG. 3 is a front elevational view thereof;

FIG. 4 is a rear elevational view thereof;

FIG. 5 is a left-side elevational view thereof;

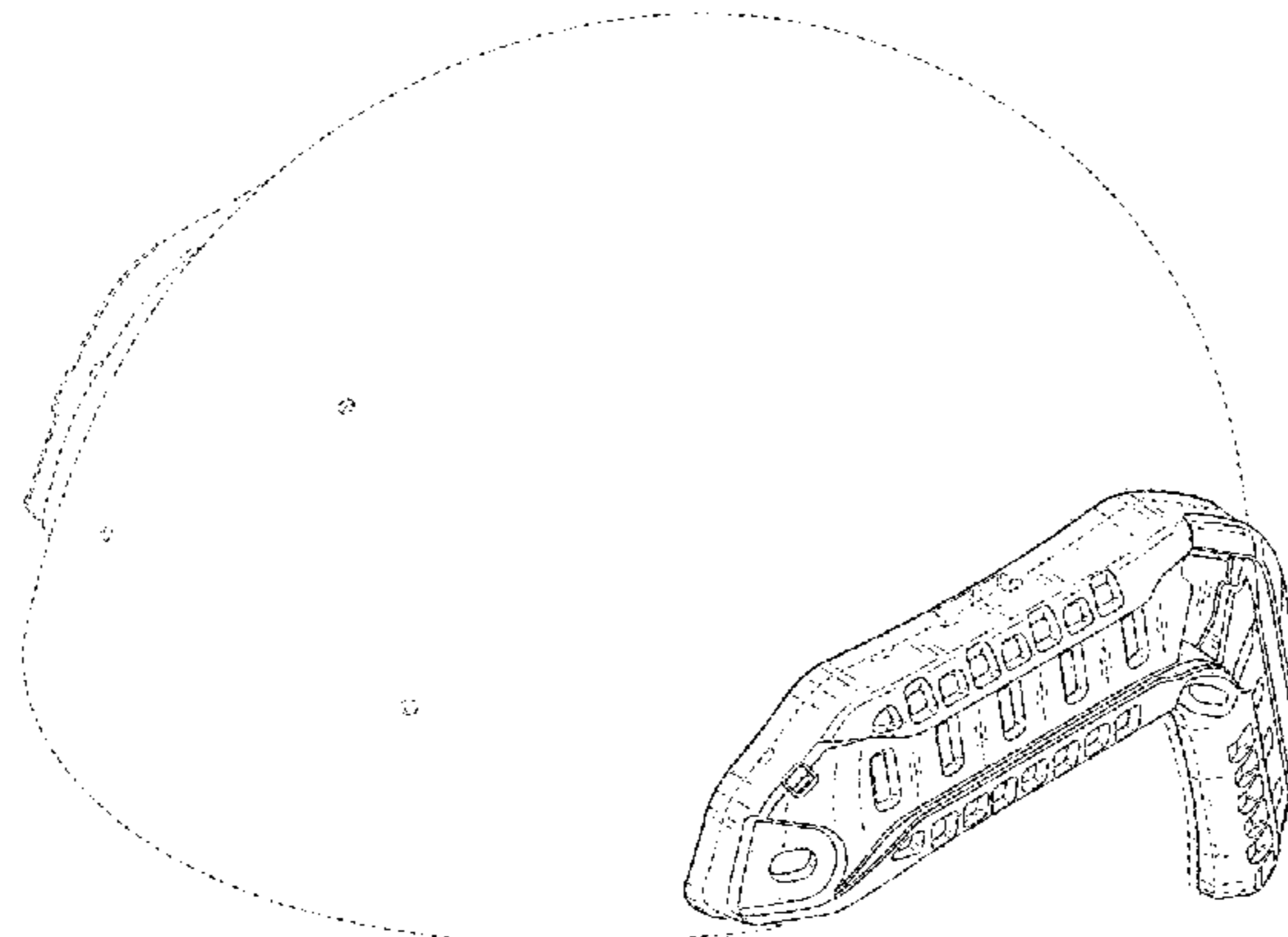
FIG. 6 is a right-side elevational view thereof;

FIG. 7 is a top plan view thereof; and,

FIG. 8 is a bottom plan view thereof.

The broken lines immediately adjacent the shaded areas  
represent the bounds of the claimed design while all other  
broken lines are directed to environment and are for illus-  
trative purposes only; the broken lines form no part of the  
claimed design.

**1 Claim, 8 Drawing Sheets**



(56)

References Cited

U.S. PATENT DOCUMENTS

4,104,743 A 8/1978 Bottger et al.  
 4,224,694 A 8/1980 Palmaer  
 4,222,123 A 9/1980 Hellberg  
 4,316,290 A 2/1982 Montesi  
 4,347,631 A 9/1982 Newcomb  
 4,521,831 A 6/1985 Thayer  
 4,639,950 A 2/1987 Palmaer  
 4,692,947 A 9/1987 Black et al.  
 4,788,724 A 12/1988 Lazzeroni et al.  
 4,944,361 A 7/1990 Lindgren et al.  
 5,068,923 A 12/1991 Sjoqvist  
 5,133,596 A 7/1992 Korny et al.  
 D331,129 S 11/1992 Heirich  
 5,371,905 A 12/1994 Keim  
 5,621,923 A 4/1997 Tapocik  
 5,790,681 A 8/1998 Leppalahti  
 5,907,868 A 6/1999 Schleger et al.  
 5,953,762 A 9/1999 Corbett  
 5,978,973 A 11/1999 Chartrand  
 6,009,561 A 1/2000 Bullock et al.  
 6,009,562 A 1/2000 Bullock et al.  
 6,052,833 A 4/2000 Norman  
 6,115,846 A 9/2000 Truesdale  
 6,283,620 B1 9/2001 Taylor et al.  
 D454,988 S 3/2002 Simpson  
 D455,524 S 4/2002 Simpson  
 D455,525 S 4/2002 Simpson  
 D457,274 S 5/2002 Taniuchi  
 D457,691 S 5/2002 Taniuchi  
 6,389,606 B1 5/2002 Galet et al.

D458,415 S 6/2002 Taniuchi  
 D460,219 S 7/2002 Taniuchi  
 6,472,776 B1 10/2002 Soto et al.  
 D476,779 S 7/2003 Tanaka  
 6,662,370 B1 12/2003 Buchanan, Jr.  
 6,751,810 B1 6/2004 Prendergast  
 6,754,361 B1 6/2004 Hall et al.  
 6,754,911 B1 6/2004 Howell  
 D497,040 S 10/2004 Strauss  
 D518,329 S 4/2006 Curran  
 7,849,517 B2 12/2010 Rogers et al.  
 D635,305 S 3/2011 Lebel  
 8,028,344 B2 10/2011 Rogers et al.  
 D659,291 S 5/2012 Richard  
 D735,950 S 8/2015 Dion  
 D743,112 S 11/2015 Brown  
 D750,846 S 3/2016 Noordzij et al.  
 D766,521 S 9/2016 Hanudel  
 D810,184 S \* 2/2018 Lebel ..... D16/334  
 2004/0143888 A1 7/2004 Bataille et al.  
 2004/0194194 A1 10/2004 McNeil et al.  
 2005/0132461 A1 6/2005 Koo  
 2006/0282939 A1 12/2006 Rogers et al.  
 2007/0226865 A1 10/2007 Lindgren  
 2008/0092278 A1 4/2008 Rogers et al.  
 2008/0184465 A1 8/2008 Chang

OTHER PUBLICATIONS

OPS-CORE 2013 Product Catalog; www.ops-core.com; Boston, MA, US; 44 pages; first disclosed on Jan. 14, 2013.

\* cited by examiner

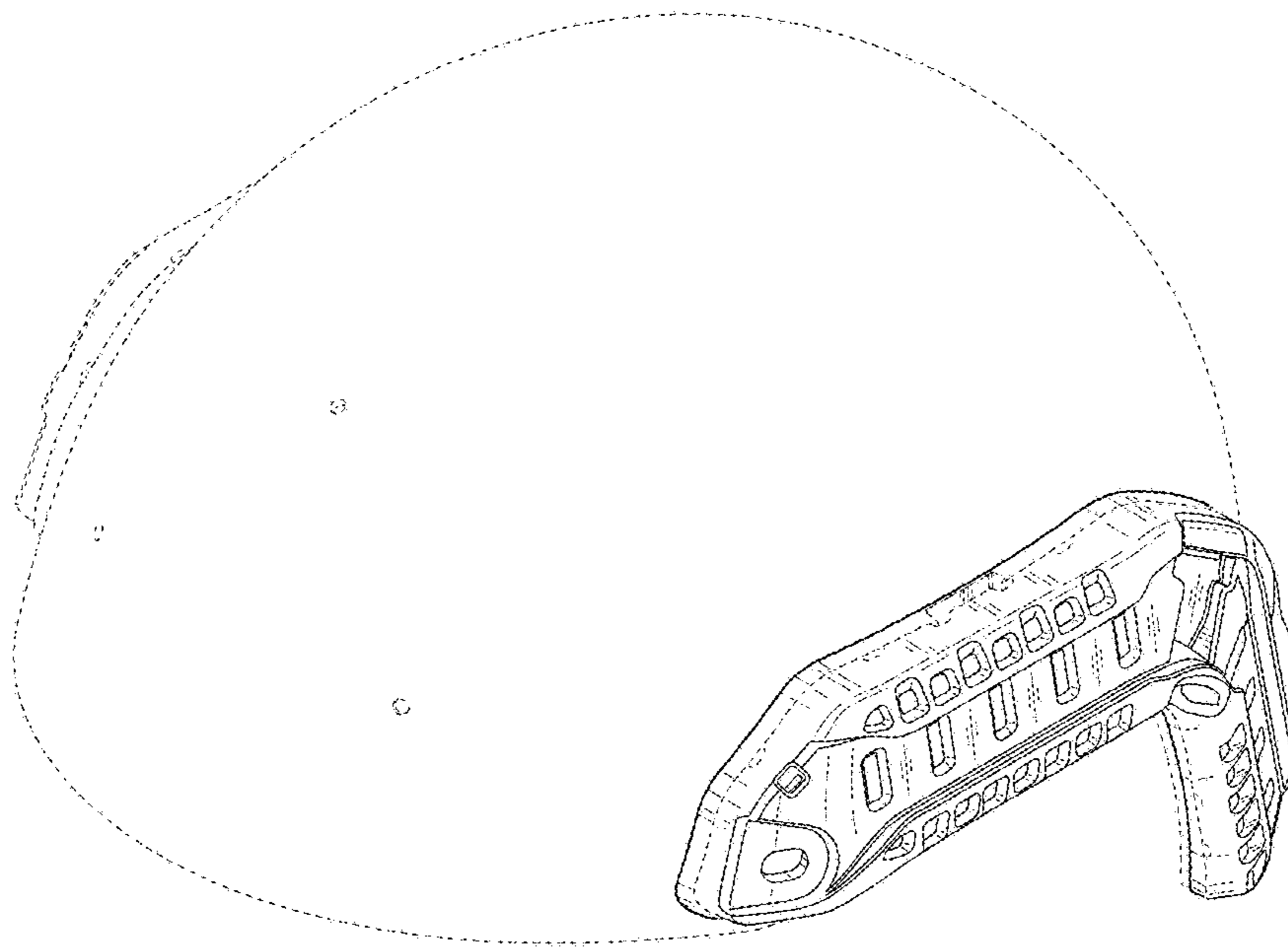


FIG. 1

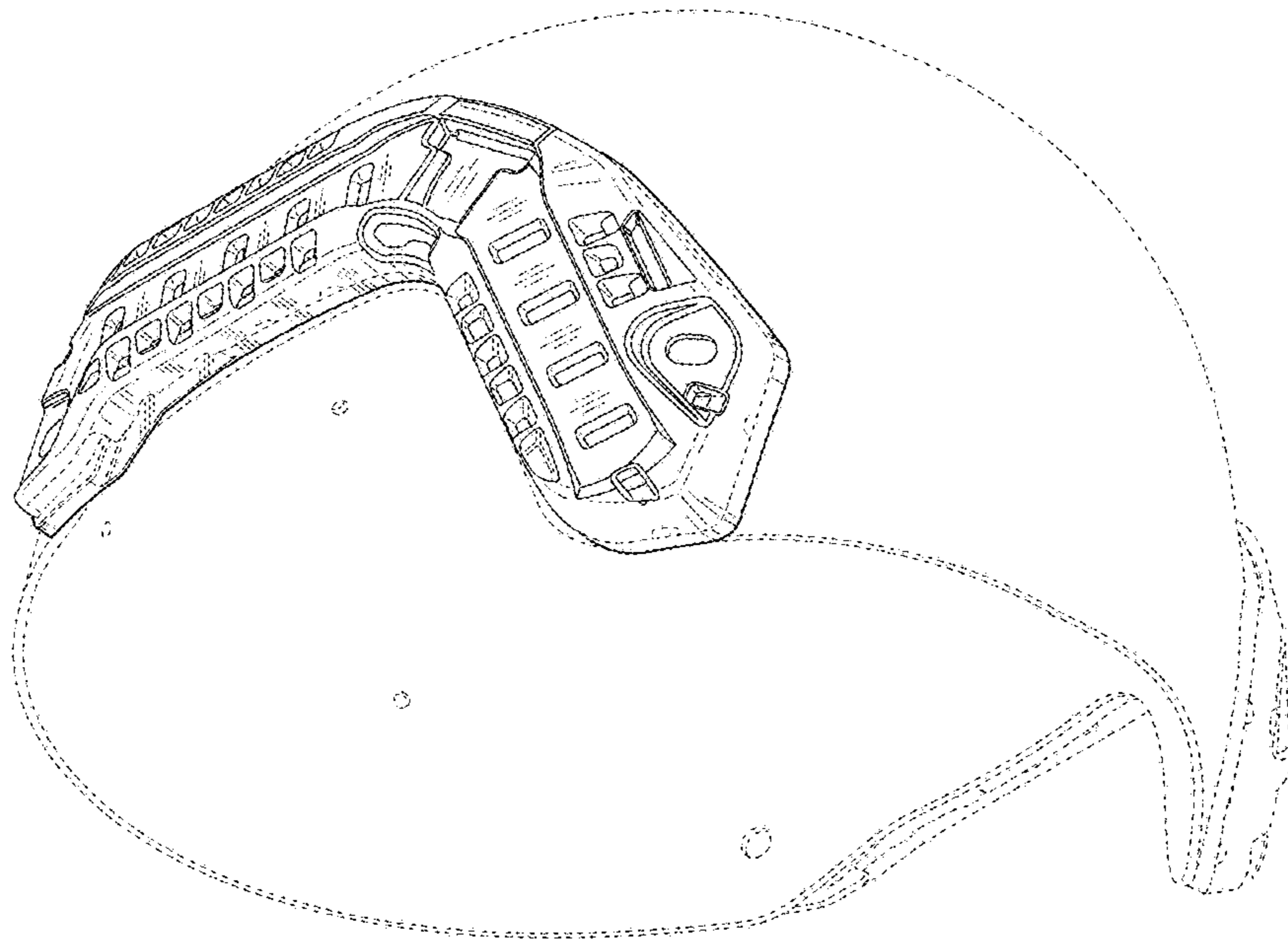


FIG. 2

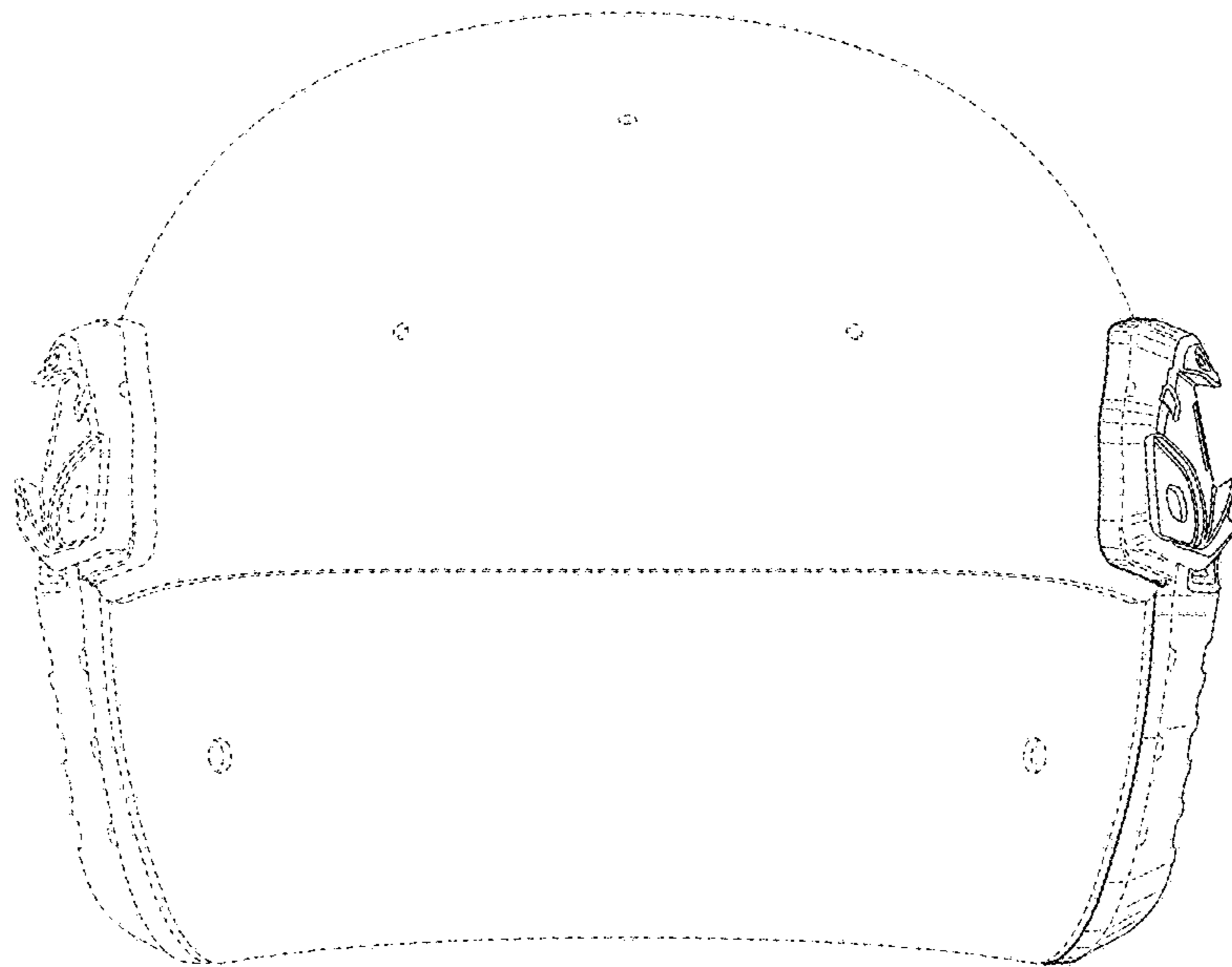


FIG. 3

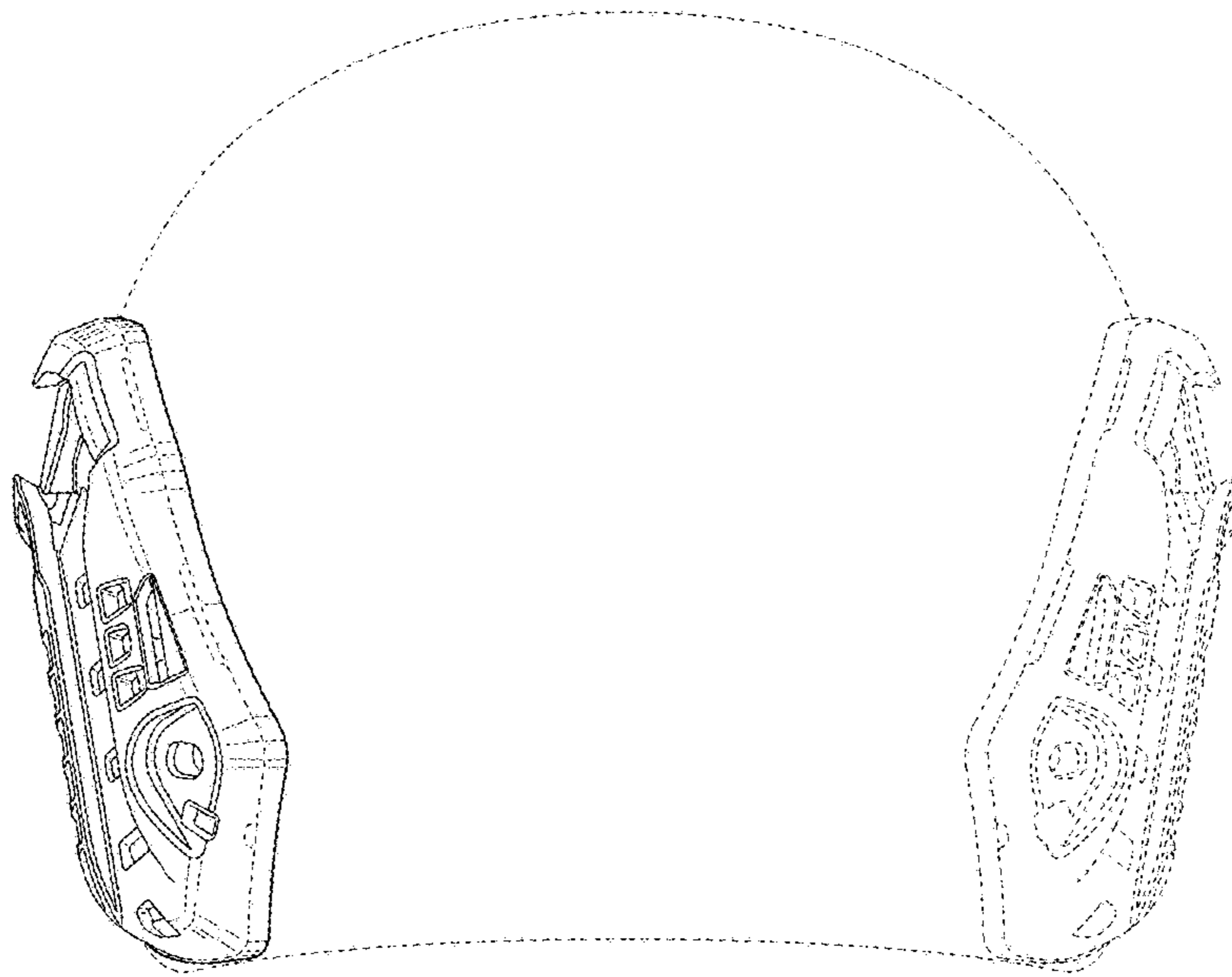


FIG. 4

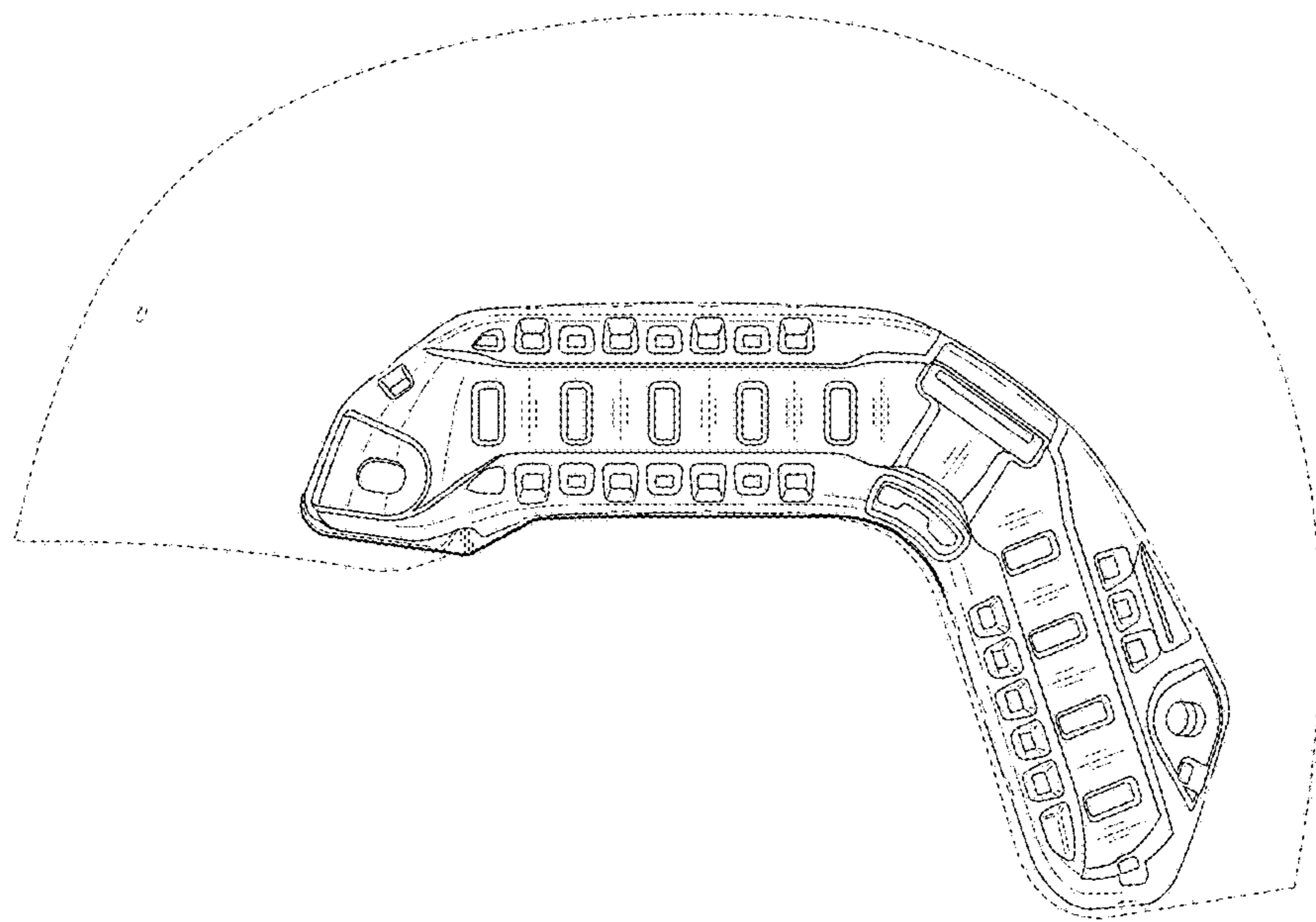


FIG. 5

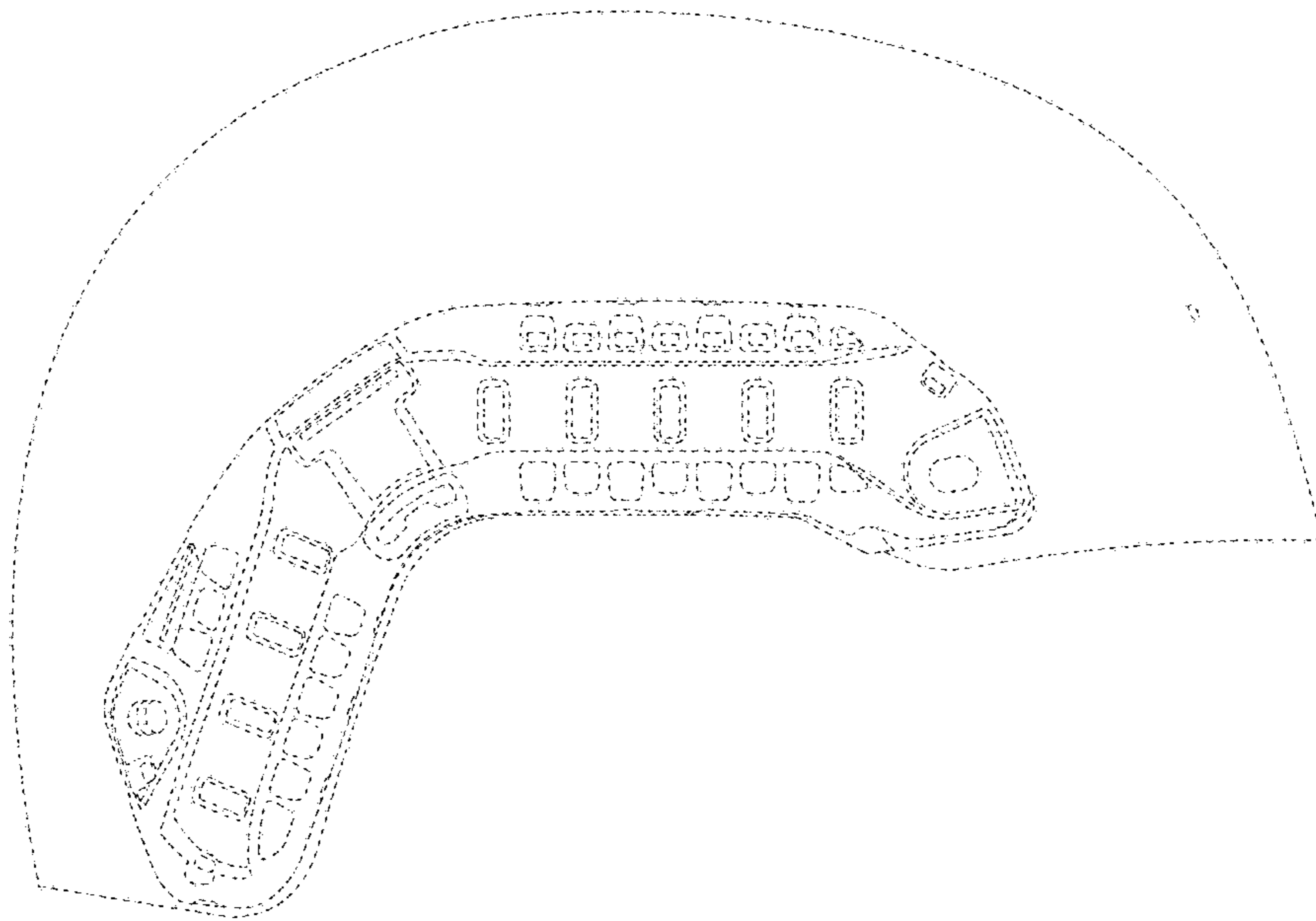


FIG. 6



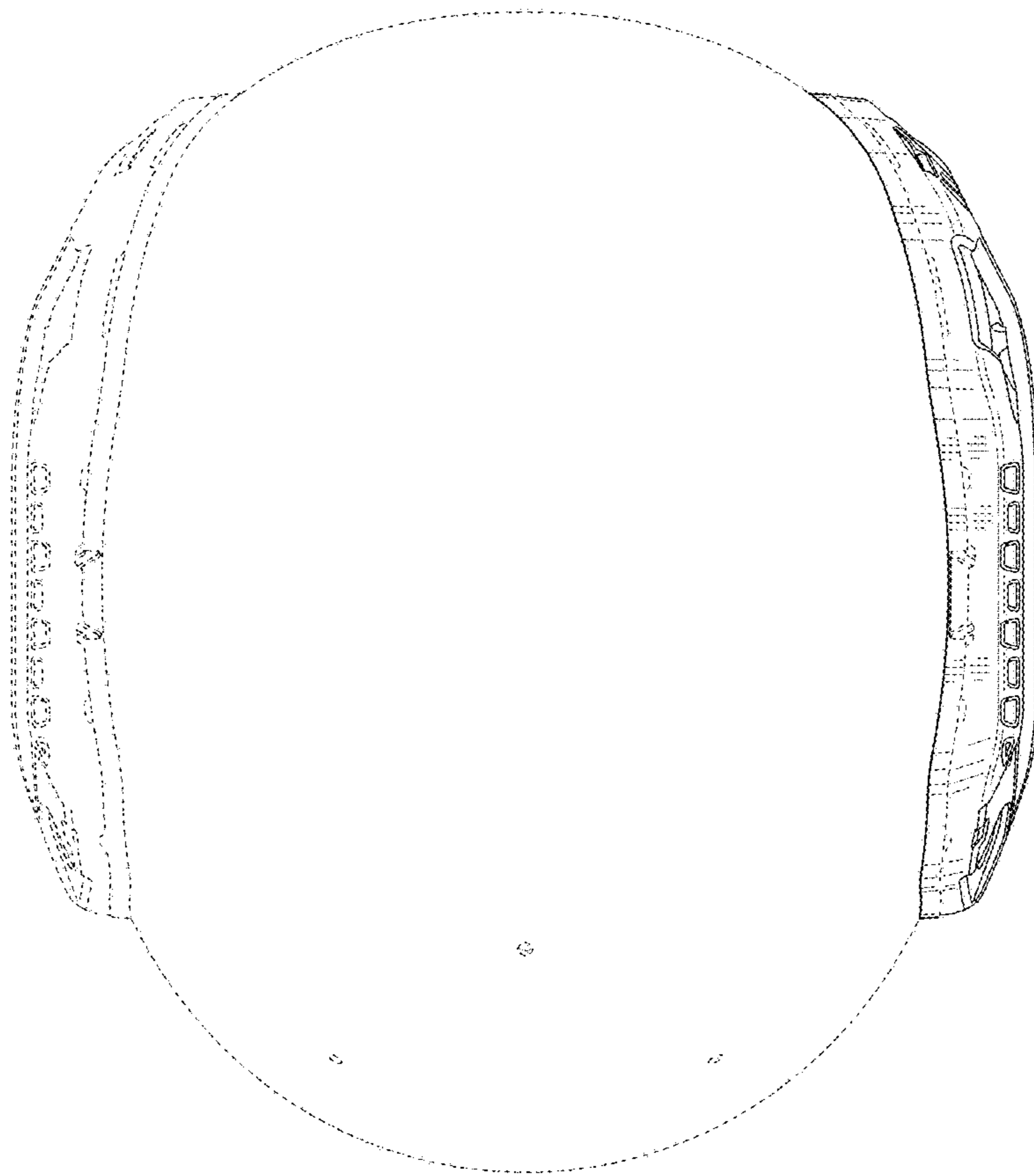


FIG. 7

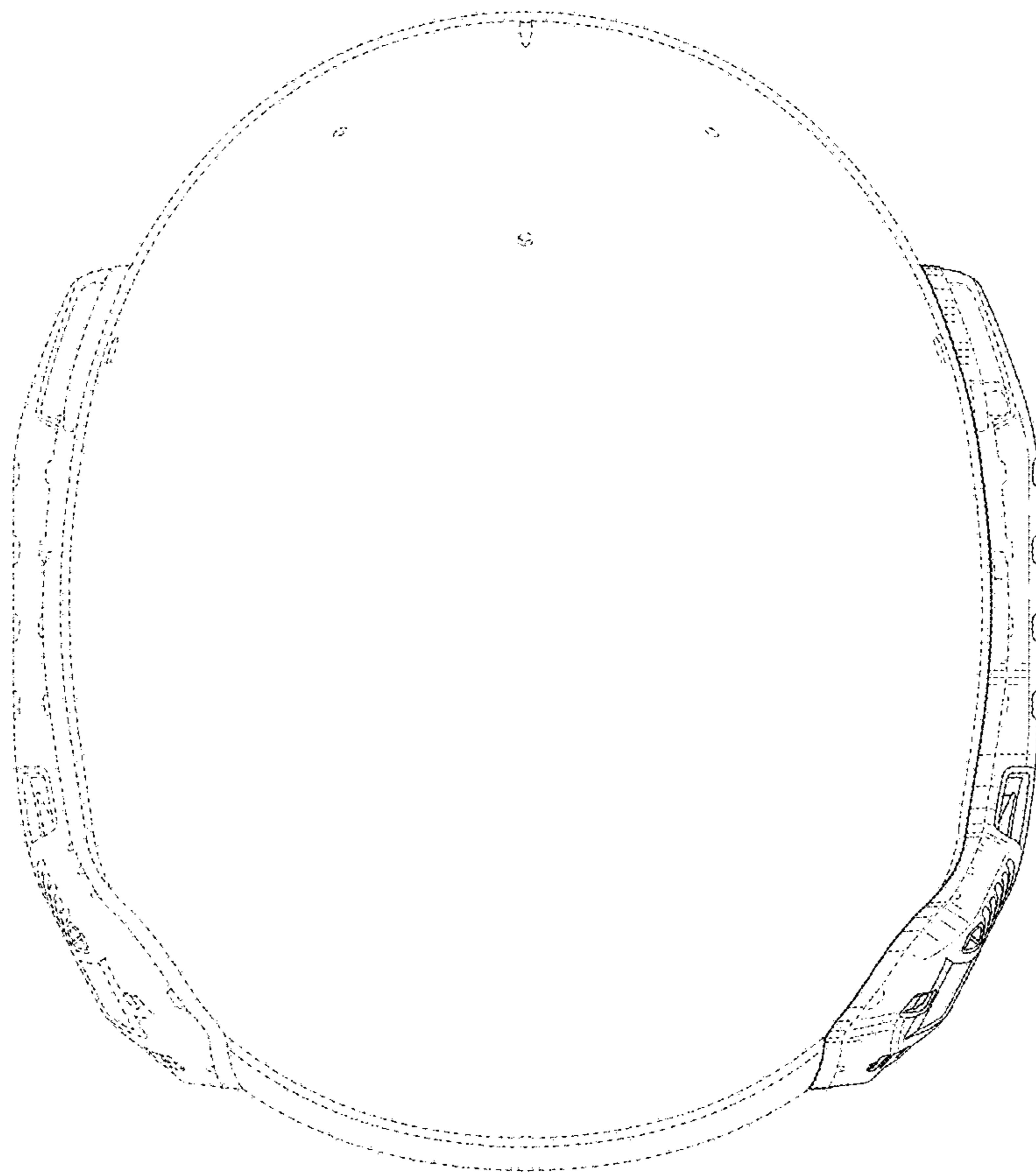


FIG. 8